

# SINCLAIR PROGRAMS

A blue robot with a white visor and a red flag in its right hand. The robot is standing on a green tiled floor. In the background, there are purple domes and a red flag. The robot is holding the flag high, and there are some white lines radiating from the flag, suggesting it is being waved. The robot has a blue body with some white and red details. The background is a mix of green, purple, and red, with some architectural elements like domes and a tiled floor.

**WORM IN PARADISE: THE  
ADVENTURE CONTINUES**

**DUN DARACH: COLOUR MAP**

**ROBIN OF SHERWOOD:  
RIGHT ON TARGET**

**GREAT LISTINGS FOR  
SPECTRUM & ZX-81**



# THE FINAL TOUCH

**W**e've just added the final touch to our professional keyboard. This new Microdrive compatible keyboard offers more key functions than any other in its price range. And the stepped keys and space bar make it even easier to use. Our keyboard, constructed from high density black ABS, will take your Spectrum into the professional league. It has 52 "stepped" keys plus space bar. A separate numeric key pad consisting of 12 red keys including a single entry 'delete' plus single entry 'decimal point', facilitate fast

numeric data entry. The 15" x 9" x 3" case will accommodate your Spectrum and other addons like interface 1, power supply etc. and forms an attractive self-contained unit. All connections, power, Mic, Ear, T.V., network RS232 and expansion port are accessible at the rear. A few minutes, a screwdriver and the simple instructions supplied are all you need to fit your Spectrum. All **dktronics** products are covered by a comprehensive guarantee.

*Constructed from high density block ABS*

*All connections accessible at rear*



ONLY  
**£45.00**

*No Price Increases!*

*And it's Available NOW!*

Please rush me the following  
..... Microdrive compatible  
keyboard(s) ..... £45.00  
Please add post and packing ..... £1.25  
I enclose cheque/PO/Cash for Total £ .....  
or debit my Access/Barclaycard No. ....

Signature \_\_\_\_\_

Name \_\_\_\_\_

Address \_\_\_\_\_

SP/9/85

## dktronics

DK Tronics Ltd., Unit 6, Shire Hill Industrial Estate, Saffron Walden,  
Essex CB11 3AQ. Telephone: (0799) 26350 (24 hrs) 5 lines

*The Spectrum Connection*

**FREE WITH EVERY KEYBOARD**  
**4 SOFTWARE GAMES**  
MAZIACS · JUMBLY  
INVADERS · ZIG-ZAG  
NORMAL R.P.P. £25.00



# CONTENTS

**Editorial**

**5**



Robin of Sherwood

**Agony**

**7**

**Letters**

**8**

**News**

**10**

**Soft focus**

**14**

**Robin of  
Sherwood**


**20**

**Listings**

**22**

**Rupert the  
Bear**

**25**



Rupert

**Listings**

**26**

**Notice board**


**30**

**Beginners**

**32**

**Worm in  
Paradise**

**36**



Worm in Paradise

**Listings**

**38**

**Dun Darach**

**46**

**Listings**

**48**

**Chart**

**58**



# **PREPARE YOURSELF FOR THE HIGHWAY ENCOUNTER.**



APPROACHING FAST...

BRAIN-BLOWING GRAPHICS...MEGA-BLASTING POWER...FAST-ACTION PLAYABILITY...  
'HIGHWAY ENCOUNTER'...A TOTALLY NEW DIRECTION FROM VORTEX.

ONCE YOU'RE ON IT...THERE'S NO TURNING BACK.

· HIGHWAY ENCOUNTER FOR SPECTRUM 48K · £7.95 ·

VORTEX SOFTWARE (SALES) LIMITED, VORTEX HOUSE, 24 KANSAS AVENUE, OFF SOUTH LANGWORTHY ROAD, SALFORD M5 2GL.



**T**HREE and a half years ago, when the Spectrum was no more than a twinkle in Uncle Clive's eye, or a chip on someone's drawing board, there was a crying need for software. Software for the ZX-80 and ZX-81, machines with low resolution graphics and no sound.

It was then that *Sinclair Programs* was born. It kept programmers in touch with each other, enabled people to learn Basic and, most of all, provided the best software being produced by amateurs.

As the emphasis in computing has shifted from amateur to professional, from 81 to Spectrum, from Basic to machine code Sinclair Programs has also changed and developed. Throughout, though, we have remained mainly a listings magazine.

Now, with the development of excellent professional software and with the appearance of budget ranges aimed at the impoverished computer owner we feel that there is no longer a need for such a magazine.

This issue of *Sinclair Programs* will therefore be the last to appear. If *Sinclair Programs* has been your only computer magazine, we suggest you try out our sister magazine, *Sinclair User*, next month. The best selling computer magazine in the country, *Sinclair User* covers all Sinclair computers in detail and includes listings and software reviews along with a wide range of other features.

Thanks to all our readers for their support, and especially to the thousands of readers who have sent us their programs in the past.

**Editor**  
Rebecca Ferguson

**Staff writer**  
Colette McDermott

**Design/Illustration**  
Elaine Bishop

**Advertisement manager**  
Shahid Nizam

**Production co-ordinator**  
Serena Hadley

**Advertisement secretary**  
Maria Keighley

**Subscription manager**  
Carl Dunne

**Publisher**  
Neil Wood

**Sinclair Programs is published monthly by EMAP Business and Computer Publications.**

Telephone 01-251 6222

If you would like your original programs to be published in *Sinclair Programs*, please send your contributions, which must not have appeared elsewhere, to:  
*Sinclair Programs*,  
EMAP,  
Priory Court,  
30-32 Farringdon Lane,  
London EC1R 3AU

Programs should be on cassette. We cannot undertake to return them unless a stamped, addressed envelope is included. We pay £25 for the copyright of listings published and £10 for the copyright of listings published in the Beginners' section.

© Copyright 1985 Sinclair Programs  
ISSN No 0263-0265

Printed and typeset by Cradley Print PLC,  
Warley, West Midlands

Distributed by EMAP National  
Publications Ltd.

All subscription enquiries:  
Magazine Services,  
EMAP,  
Priory Court,  
30-32 Farringdon Lane,  
London EC1R 3AU  
Telephone 01-251 6222

Instructions for graphics characters are printed in lower-case letters in our listings. They are enclosed by brackets and separated by colons to distinguish them and the brackets and colons should not be entered.

Inverse characters are represented by the letter "i" and graphics characters by "g". Thus an inverse W would be represented by "iw", a graphics W by "gw", and an inverse graphics W by "igw".

Spaces are represented by "sp" and inverse spaces by "isp". Whenever any character is to be used more than once, the number of times it is to be used is shown before it, together with a multiplication sign. Thus "6★isp" means six inverse spaces and "(g4:4★i4:g3)" would be entered as a graphic four, followed by an inverse four repeated four times, followed by a graphics three.

Where whole words are to be written in inverse letters they appear in the listings as lower-case letters. Letters to be entered in graphics mode on the Spectrum are underlined.

Inverse characters may be entered on the ZX-81 by changing to graphics mode and then typing the appropriate characters and on the Spectrum by changing to inverse video and typing the appropriate letters. Graphics characters may be entered on the ZX-81 by changing to graphics mode and then pressing symbol shift while the appropriate characters are entered. On the Spectrum graphics characters may be obtained by changing to graphics mode and then pressing the appropriate character. User-defined graphics will appear as normal letters until the program has been RUN.





## Interactive BASIC Programming for 48K ZX Spectrum & Spectrum + ATTENTION ALL SPECTRUM USERS!

LEARN BASIC WITH YOUR HANDS ON THE KEYBOARD, NOT WITH YOUR HEAD IN A BOOK! Now you can learn ZX BASIC programming with your Spectrum. 'Interactive BASIC Programming' is a unique package in twelve parts. Look at these features:

- \* Plain English (yes, real English not jargonese).
- \* Due to an amazing programming technique you will have **complete** control over Spectrum BASIC. So you can write, save and load programs while using 'Interactive BASIC Programming'.
- \* All ZX BASIC is covered.
- \* You'll learn about graphics (see some on this ad), colour, sound, motion, system variables, menus and much more, explained simply.
- \* Problems are given with hints and answers in the form of programs that are put into BASIC for you to look at, run and alter.
- \* You'll learn how to write your own games (by way of examples) and how to put your machine to serious use (e.g. graphs, problem solving, filing system).
- \* More than 250K (yes, two hundred and fifty kilobytes).
- \* After sales support at no additional cost: write or telephone if you have any questions about Spectrum BASIC.
- \* "An educational program which shows real inventiveness - better still it teaches Sinclair Basic."

- Popular Computing Weekly 7/3/85

Britain is the Software Capital of the World - far superior to the U.S.A. The computer revolution is just beginning and as the emphasis shifts from hardware to software WE are best placed to shape the future. The writing's on the wall: get actively involved while the industry is young.

(Amstrad, MSX, Atari 800XL, CBM 64, BBC/Electron versions are in preparation.)

To receive the whole package by return of post send £9.95 (p & p free) to:  
**EIGEN SOFTWARE** 45 Bancroft Road, Widnes, Cheshire. WA8 0LR  
Tel. 051-423 6201

$\hat{H}\psi = E\psi$

EIGEN SOFTWARE create reality



THE FABULOUS  
CASSETTE

50

FROM  
cascade

50 SUPER  
COMPUTER  
GAMES ON  
ONE CASSETTE

FREE with every order  
for a cassette 50

20 Key, Multifunction  
Calculator Watch

- Normal 12 and 24  
hour time mode
- Calendar mode
- Calculator mode
- Alarm mode



YOURS  
FOR ONLY  
£9.95

POSTAGE FREE

VEAH.  
PLUS A FREE  
CALCULATOR  
WATCH

VALUE  
THAT'S OUT  
OF THIS  
WORLD.

EXPRESS DELIVERY-  
ORDER NOW!  
and get your FREE calculator watch  
with every Cassette 50



CASSETTE 50 IS AVAILABLE ON  
BBC AIB ATARI DRAGON ELECTRON  
VIC-20 ORIC-1 ZX81 Apple Atmos  
Spectrum commodore 64 AMSTRAD



Spectrum 16k/48k or +

'Incredibly frustrating!' - that's the verdict on  
Cassette-50's FROGGER. Satisfied users tell  
us it's one of the most challenging you'll find  
- it's almost as good as the arcade version!  
CARGO has you trying desperately to  
complete your helicopter mission under  
attack. Plus 48 other tactical, logical and  
adventure games featuring multi-coloured and  
user-defined graphics, scrolling and full use of  
the Spectrum sound capabilities.

- |                   |                |                     |
|-------------------|----------------|---------------------|
| 1. Muncher        | 18. Ski Run    | 36. Draggold        |
| 2. Ski Jump       | 19. Tanks      | 37. Space Search    |
| 3. Basketball     | 20. Solar Ship | 38. Inferno         |
| 4. Frogger        | 21. Ten Pins   | 39. Nim             |
| 5. Breakout       | 22. Cars       | 40. Voyager         |
| 6. Crusher        | 23. Stomper    | 41. Sketch Pad      |
| 7. Startrek       | 24. Pinball    | 42. Blitz           |
| 8. Martian        | 25. Cavern     | 43. Fishing Mission |
| 9. Knockout       | 26. Laser      | 44. Mystical        |
| 10. Boggles       | 27. Alien      | 45. Galaxy Defence  |
| 11. Alien Attack  | 28. Cargo      | 46. Cypher          |
| 12. Lunar Landing | 29. The Race   | 47. Jetmobile       |
| 13. Maze Eater    | 30. The Skull  | 48. Barrel Jump     |
| 14. Microtrap     | 31. Orbit      | 49. Attacker        |
| 15. Motorway      | 32. Munch      | 50. Space Mission   |
| 16. Labyrinth     | 33. Bowls      |                     |
| 17. Skittles      | 34. Raiders    |                     |
|                   | 35. Field      |                     |

Names and games may vary for each type of computer.

Postage FREE. Goods will be despatched within 7 days.

I enclose a cheque/ ☐ made payable to Cascade Games Ltd.

or through any Post Office by TRASCASH (Giro No. 655 6655)

For even faster ordering when charging to Access, Barclaycard and

Trustcard Visa use our 24 hour service (0423) 504663

☐ VISA No.

COMMODORE 64 ☐ VIC 20 ☐ ORIC 1 ☐ BBC A B

AMSTRAD ☐ ELECTRON ☐ ZX 81 ☐ APPLE

ATARI ☐ ATMOS ☐ DRAGON ☐ SPECTRUM ☐

Cascade Games Ltd., 1-3 Haywre Crescent, Harrogate,

North Yorkshire. HG1 5BG. England.

Telephone: (0423) 504663 Registered Number 175554

SP 9-85



## Dear Diary

The only technical question I ever ask about my Spectrum is, "Which key fires the neutron blaster?"

But you'd be amazed how many people write to Sinclair Programs with hard questions. I mean, here's a letter from somebody who wants to know how you tell how long one of your programs is.

The answer that springs to mind, of course, is "Read the cassette label."

But I know there are freaks out there who like composing their own programs — which invariably bear the same relation to real software as your average home movie does to Star Wars. And anyway I know the answer to that question. I know the answer to any technical question. The answer is, "I'll ask my sister."

My little sister Eustacia is 11 years old. She's 4 foot of pure computing genius. A Chopin of the keyboard, a Van Gogh of the vdu, Eustacia churns out program listings like an atom-powered knitting machine and — as fast as I could copy it all down — she explained the difficulty of measuring the size of a program.

"You must always bear in mind," she told me pompously, "that a program takes up more memory when it's running than it does when it's just a computer listing. It's pretty annoying to find that you can type a long listing into your 16K Spectrum, but that you need a 48K machine to run it.

"So you've got to get the program going, then stop it and somehow measure the amount of space it takes up in mid-flow. I will now explain how this can be done.

"First, find any CLEAR statements used in the listing you want to measure (don't worry if there aren't any), and enter them into the Spectrum.

"Then enter NEW, and enter and RUN the following program."

Without pausing for breath, Eustacia said —

"Now you're ready to type in all those hundreds of lines of your listing. When you've finished, soak your fingers in cold water and the RUN the listing for a while.

"When you think you've put it through its paces, press BREAK and type  
PRINT (21 + USR "rt + 1;")/1024

"I've included these later instructions in line 70 of my program, just to give you a handy reminder."

I said to her, "Gosh Eustacia, you are clever. You're a Chopin of the computer keyboard, a Van Gogh of — "

"Yes," she interrupted. "And just like them I'm horribly poor. Instead of your flattery I'll take half of your money from Sinclair Programs."


"You're a Scrooge of the computer screen," I shouted, "a Shylock of the Shift Key. Just wait till I see Dad."

```
25 LET rt = PEEK 23730 + 256 * PEEK 23731
30 CLEAR rt - 21
35 LET rt = PEEK 23730 + 256 * PEEK 23731
40 LET s = 0: FOR i = rt + 1 TO rt + 2
1: READ n: POKE i, n: LET s = s + n:
NEXT 1
50 READ sum: IF s < > sum THEN
PRINT "Error in Line 30": STOP
60 DATA 42,101,92,237,75,83,92,
167,237,66,68,77,42,178,92,237,
114,9,68,77,201,2355
70 PRINT "Machine code entered
""Now NEW and RUN your program
""To get run-time memory used""
press BREAK and type: ""PRINT (2
1 + USR "rt + 1;")/1024"" This will
give you total ""run-time memor
y (K)"" excluding machine code"
```



Sid.





I AM WRITING in response to Simon Haines' letter in the July issue concerning **Booty**. Like many others I find this a very enjoyable game. My score is 136 items of treasure.

The first key you have to find is not golden but bronze, and I cannot tell you which room it is in as it varies with each game.

When leaving a room make sure that the pirates are in a good position to enable you to return to the same door later without losing a life. This is essential when looking for the key at the end.

Leave a piece of booty on the first screen to collect as number 125 for then you are in a good position to search for the key.

When searching for the key choose a route which does not involve lifts as these are very time consuming.

**R M Foss,**  
Manchester

## Am I No 1 buster?

I DO NOT know whether I am the first, but I have completed **Ghostbusters** from Activision.

I reached Zuul just before the key and the lock. When I reached the portal I went to the left of the Marshmallow

Man and then moved until I was just under his hand. You have to do this twice before you complete the game.

**Steven Blackmore,**  
Droitwich, Worcs

## Help!

**Witch's Cauldron:** How do I change into a human? I have the necessary items, but do not know what to do with them. **Edwin Turnbull**

## Rocket Man new score

READING through my Sinclair magazines I noticed that the highest score for Rocket Man is 2,356,515.

I have managed to beat that with a score of 2,747,416. The computer crashed when I had 34 men left, otherwise I would have been able to carry on for years.

**Paul Johnson,**  
Nottingham

## Soft Aid is Wonderful

I WAS pleased to see in the June edition of *Sinclair Programs* that **Soft Aid** is still selling at top speed.

I purchased a copy in March and I love it. It is a bargain, and the money goes to a good cause.

I hope Soft Aid continues to make money

for the starving people of Africa.

**Paul Banks,**  
Pontefract, Yorks

## Russell must be wrong

IN REPLY to Russell Black's letter stating that **Penetrator** is impossible to complete. This cannot be so, as I have finished the game several times.

The idea on the last level is to bomb the cavern below you so that one bomb exactly hits the main store.

Success in this operation will lead to a long firework display, an excellent tune and a thou-

otherwise you will lose your remaining lives.

The orange block in a bit of tree is also deliberate. To avoid it you must work your way to the top of the right hand side of the banyan tree which is difficult, but possible.

**M Horgan,**  
Birmingham

## Adventurer boiled in oil

I FINISHED **Alien 8** from Ultimate on Sunday 9th June at 3.14pm. I had 2.7 light years remaining and for this I received the comment Adventurer. Instead of having my little man hit on the head by various items he was dipped in a refreshing bowl of oil.

**Andrew Turner,**  
Fledoney, Leics

## Addict confesses

THE GAME **Kokotini Wilf** is amazing. It is the best game that I have ever bought for my Spectrum. It is sound. I love it. I just cannot stop playing it. I have reached the 4th level with 38 items. I am dying to reach 1984 on the 5th level.

**Richard Hadfield,**  
Stockport, Cheshire

## Finished it, hooray

I HAVE completed **Kokotini Wilf** from Elite with four lives remaining. There are 62 items

## Help!

**Jet Set Willy:** How many objects must be collected before you can go to bed? **Paul Hosken**

nest and east of wall base.

You should, therefore, not visit these rooms,

to collect. Once they are all collected and you are on the final level (2001AD) you must touch





the final, flashing time gate. This is in the room with the man sitting on the truck while three diamond shaped objects spin around and one moves about.

When you have touched the final time gate the game returns to the title screen. Not a very good ending, but a very good game.  
**Darrell Hayward,**  
**Basildon, Essex**

and the 110 metres hurdles completed in 8.36 seconds.

**Trevor Davison,**  
**Deal, Kent**

## Can this be a bug?

I'M WRITING to let you know about my amazing discus throw in **Daley Thompson's Decathlon**. I managed an incredible 166.25 metres. I think this

ON DECATHLON I jumped an amazing 303.27 metres on the long jump and ran the 100 metres in an astounding 2.50 seconds. This is done by waiting until the timer reads 990 seconds and then starting to run. By the time

you will lose a life.

On the way back the flashing is due to the rockets and radars which you bombed on the way disappearing. The program does not crash.

**Jason Starksfield,**  
**Chelmsford, Essex**

## Help!

**Kentilla:** How do you get into Tylon's castle? How do you enter the study in the Black Tower without turning to dust?  
**Richard Gaynard**

you finish running it will read about one second and you will get around 10,000 points.

**Christopher Baty,**  
**Carlisle, Cumbria**

## Showing the way

IN REPLY to Paul Gibbons' Help query, I should like to enlighten him as to how to deal with the Ringmaster in **Spiderman**. Being a *Marvel* comic fan myself I know all about the villains and their weaknesses so I could guess straight away what to do.

First, go to the hallway outside the computer lab. Then CLOSE EYES, which prevents your being hypnotised by the Ringmaster. Go West, PUSH KNOB and TURN KNOB. Hey Presto, the Ringmaster disappears.

Now, how do you get past the fan?

**Neil Parkinson,**  
**Fleet, Hants**



## It's Russell again!

IN RESPONSE to Russell Black's letter on **Penetrator**.

On the last level the mountain which it is impossible to pass was not supposed to let anyone pass. If, by some fluke, you managed to move beyond it, you will not find anything.

It is there as a warning that if you miss the base

## Help!

**Avalon:** How do you get past Gatehouse level?  
**Martin Cannon**

## New angle to jump

PLAYING **Daley Thompson's Decathlon**, I managed to jump 286.19 metres in the long jump.

This was done by jumping at 23° before the pit and after the line.  
**Tony Paulfley,**  
**Slough, Berks.**

## Decathlon update

I HAVE managed to beat A Carter at **Daley Thompson's Decathlon**.

My best scores are: 35.18 metres on the shot putt, 400 metres completed in 24.06 seconds

must have been due to a fault in the program as the discus flew off the top of the screen and reappeared at the bottom, leaving square blocks all along its route. It finally landed in the first section of the discus landing area.

**Chris Greenhow,**  
**Bracknell, Berks**

Please complete this form and enclose it with any program which you send to us for possible publication.

To: Sinclair Programs, Priory Court, 30-32 Farringdon Lane, London EC1R 3AU.

I enclose.....Program(s) for the .....computer.

I guarantee that each program submitted is my original work.

Signed .....

Name .....

Address .....





# NEWS

## Undefeated

**S**OFTWARE FARM the ZX-81 software publisher has been forced to withdraw any future programs from retail outlets following the collapse of Tiger.

Tiger were the last major distributor willing to handle ZX-81 products and their collapse left Software Farm unable to continue selling through the shops.

Julian Chappell from Software Farm refuses to be beaten and is now preparing to bring out two new ZX-81 programs.

Taking full advantage of the club he started eighteen months ago (see News page, March, 1985) Chappell is offering a wide variety of services to members, which include lists of people who will repair machines, a discount of 50 pence on all new games and much more.

Enquiries to: Software Farm Club, 3rd Floor, 16, Charlotte Street, Bristol, BS1 5PP. or telephone (0272) 22440.

**Bouncing Bert** is set for release at the end of

September. "It is low resolution, but really addictive," says Chappell "It has been written by an outsider and everyone in the office can't stop playing it."

It is a bit like **Manic Miner**. The action is viewed through a window with all the objects and scenery scrolling past.

**Bouncing Bert** has twenty different locations and sells for £5.95.

**Booaster**, not due out until later this year, is described by Chappell as "An extension of **Rocketman**. Wearing a jet pack you travel around picking up fuel cells. Beware of spiders, meanies and untouchable places."

The game has six screens and will cost £5.95.

**Spectrumiser** has not yet appeared in the shops. This is due to a production delay with the inlay card.

However, you can get a copy through the club, with the inlay card replaced by a list of instructions.

## Softaid figures

**I**T IS still at number one in the best seller charts and by the middle of July it had raised quarter of a million pounds; all of which goes straight to the Ethiopian Famine Appeal.

The **Softaid** computer

best games ever produced for the Spectrum (see News page April, 1985).

£3 of the £4.99 selling price goes directly to the Appeal. If you have not yet bought the tape there are still plenty left in the shops.

## Technician Ted finally cracked

**A**RCADE enthusiast David Adams has completed **Technician Ted**. Its publishers, Hewson Consultants, duly presented him with a replica of the silicon slice in the game.

The difficulty of the game has been proved by the span of time between completion and its release, early this year.

With the game cracked a list of tasks has been released. We list them below in the order necessary to complete much of the game. This does not mean that the secrets of the final part of the game will be revealed.



Does this now mean that a sequel will ap-

pear? All Andrew Hewson would say is "We would be interested in a sequel."

**Technician Ted's** tasks: Ted's Desk, Silicon Slice Store, Slice Diffusion Furnace, Fuming Cupboard, Clean Room,



Silicon Etching Tank, Canteen, Photocopier, Board Room, Slice Surface Abrasion, Lazer Slice Separation, Bay Seven, Microchip Mounting Furnace, Tea Machine, Power Generator, Electro-plating Bath, Quality Assurance Department, Abrasion Dust Extraction, Matthew's Lair, We Call Him Sir and Wages Department.

## S-S-Stammering Star

**P**ROFITABLE prophet M-M-M Max Headroom has left our screens, but his chiefs expect him back on air around November.

There are also plans afoot to re-run the original film around Christ-

mas and plans have begun to produce a new feature film.

Computer nuts will be interested to hear that there is a strong possibility that Max could appear on a Spectrum computer program.





## Can this game be quite as good as a Scooby snack?

**E**LITE ARE planning to produce a game based on the Pink Panther. The Elite team began negotiations for the licence in early July and confirmed that, if all goes well, a game will appear in October.

More immediately, they have nearly completed work on **Scooby Doo**.


The arcade characters Scooby Doo and chums are set in the usual detective send-up plot.

Scooby Doo goes on sale soon price £6.95.

To celebrate the return of the football sea-

son **International Football** goes on sale end of August, price £6.95.

**International Basketball** goes on sale soon, price £5.99. Both sport titles use arcade style action.



## Gosh!

**W**ITH THE new law on copyright having passed through Parliament in early July software theft is now a criminal action.

The bill means that copyright has been extended to stop theft of copyright computer software. Deterrent is the prospect of a maximum £1,000 fine or six months in gaol.

The final stage, for the bill due at the beginning

of August, is the Royal Assent, which will make it a criminal act to copy software, even if you are caught in your home.

The bill received its first reading barely one year ago. It was proposed by William Powell MP with the backing of the Federation Against Software Theft (FAST).

In addition, an Enforcement Co-ordinator has been appointed by FAST to compile evidence against breaches of the new legislation.

You have been warned!

## Gargoyle race ahead

**M**ARSPORT, Fornax and Gath. These are the sub titles of **Seize of Earth**, the new Gargoyle Games trilogy.

Aliens from a higher culture take control of Mars, battle commences and, in the last program, humans storm the aliens' own planet.

Gregg Follis of Gargoyle promises that **Seize of Earth** will be quite unlike **Dun Durach**, their previous big seller. It will have even larger animated graphics, and lots of Gargoyle type puzzles to solve.

## Adventures double up

**A**FANTASTIC summer offer of Scott Adams adventure classics and Brian Howarth mystery adventures has been launched by Adventure International.

The deal allows you to buy two games for the price of one, many of them Adams classics.

Being sold in twin packs for £9.95 the set Adams titles are: **Adventureland** with **Secret Mission**, **Pirate Adventure** with **Voodoo Castle**, **The Count** with **Strange Odyssey**, **Mystery Funhouse** with **Pyramid Doom**, **Ghost Town** with **Golden Voyage** and **Savage Island Part 1** with **Part 2**.

Twin packs of the Brian Howarth adventures will cost £7.95 a set. Titles offered are: **Time Machine** with **Escape Pulsar 7**, **Arrow of Death Part 1** with **Part 2**, **Circus** with **Ten Little Indians** and **Perseus** and **Andromeda** with **Wizard Akyrz**.

It could be possible, if you contact the publishers directly, to have the sets made up containing different combinations of games.

The offer is now on in selected shops. Enquiries to Adventure International, 85 New Summer Street, Birmingham, or ring (021) 359 0801.

## Lower price games

**P**SS are practically giving away ten of their games in a clear out of old titles.

The games are being offered on one bumper compilation tape, titled 55 containing five Spectrum and five Commodore titles for the crazy price of £4.99.

The Spectrum titles are: **Frank 'N' Stein**, **Guardian**, **Hopper**, **Lesslics** and **Xaviour**. The Commodore titles

are: **Circus**, **Hyper Biker**, **Krystals of Zong**, **Metro Blitz** and **Neoclypse**.

They originally appeared in 1984 and MD of PSS, Richard Cockayne, regards 55 as "A re-marketing exercise."

Three new titles are set for launch. **Macadam Bumper**, costing £6.95 and two war games **Theatre Europe** (£9.95) and **Battle of Britain** (£9.95).



# tír na nòg



GARGOYLE GAMES

£9.95

48K ZX SPECTRUM

Tír Na Nòg – the land of youth, the other world.

Tír Na Nòg – the kingdom of the sidhe, the home of dagda's cauldron.

Tír Na Nòg – a vast and complex adventure, in a magical celtic landscape.

Tír Na Nòg – a most stunning visual experience, with state-of-the-art film animation.

Tír Na Nòg – a true computer movie.

ALSO FROM GARGOYLE:  
THE STUNNING SPACE GAME,  
**AD ASTRA - £5.95**



# RAM MAKE MORE OF YOUR SPECTRUM...

Two great new add-ons to boost the power of your Spectrum (and Spectrum Plus).

The Ram Interface Mk.II is Kempston compatible. It lets you get the best out of your action games, with all the best joysticks around - even the Quickshot II rapid fire joystick. Electrify your enemies, with real power and lightning-fast reactions at your fingertips.



JOYSTICK  
INTERFACE MK II

£9.95

£21.95

Then there's our Spectrum Upgrade Kit. Boost your 16K memory to a fantastic 48K and run all the latest superb action software.

SPECTRUM  
UPGRADE KIT

## ...FOR LESS.

(Both Ram products are made to last. And fully guaranteed.)  
Get some real action into your Spectrum Games today!  
Simply return the coupon below to Ram Electronics (Fleet)  
Ltd., Dept. SP, 106 Fleet Road, Fleet, Hampshire GU13 8PA.  
Or call our credit card hot line on 02514 25252.

Please send me  
..... Spectrum Joystick Mk.II Interface(s) at £9.95.

..... Quickshot II rapid fire joystick(s) at £9.95.  
(only when purchased with interface. Normally £12.95)

..... Spectrum Upgrade Kit(s) at £21.95.

Please state issue 2 ☐ or 3 ☐

(Please add £1 p+p for UK orders £3 p+p for Europe)

I enclose cheque/postal order, or charge my Access/Visa for £.....

☐ ☐ Expiry date .....

Name .....

Address .....

Postcode .....

Telephone .....

To Dept. SP Ram Electronics (Fleet) Ltd.  
106 Fleet Road, Fleet, Hampshire GU13 8PA.

Trade and export enquiries welcome



# Leonardo


## SIMPLY THE MOST ADVANCED SPECTRUM GRAPHICS PACKAGE.

For programmers, artists, draughtsmen,  
or just plain doodlers.

Special Draw Functions	Leonardo	C.A.D.	Melbourne Draw	Paintbox
Line (solid or dotted)	•	•		
Circle	•	•		•
Arc	•			•
Ellipse	•			
3D Cubes	•	•		
Fill	•	•	•	•
Scaling of Objects	•		•	
Pixel scrolling of window or entire screen	•		•	
Merge pictures	•			
U.D.G. creation	•	•	•	•
Pattern Generator	•			
Separate screen and colour editing.	•	•		

The table demonstrates the capabilities of LEONARDO against the best selling similar packages. LEONARDO'S facilities do not stop there however. In fact over 65 commands are available making this the most advanced and useful graphics package yet produced for the SPECTRUM 48K.

- Compatible with all leading joysticks.
- Clear commands make LEONARDO easy to use.
- Complete with a comprehensive instruction manual.



£7.95

**CREATIVE SPARKS**

Creative Sparks, 296 Farnborough Road, Farnborough, Hampshire, GU14 7NF

Available from All good computer software stockists.

Send me (tick as required)

☐ LEONARDO TND301

£7.95

☐ My local stockist's address

☐ Your full list of games

Game/s at £7.95 each

£ : p

+ single P&P sum

: 30p

Total to send

£ : p

Method of payment: By cheque or PO (no cash) made payable to **TECS** or  
Enter card no. ☐ By Access

Sign below: \_\_\_\_\_



☐ Barclaycard

Credit card sales: UK buyers only. Response within 21 days.  
Creative Sparks, Department M0, 296 Farnborough Road, Farnborough,  
Hampshire, GU14 7NF. Telephone: (0252) 518364.

Name \_\_\_\_\_

Address \_\_\_\_\_

SP/9/85



# BOOBY TRAPS AND CLUBS

## SPY VERSUS SPY

**C**LOAK AND dagger stuff from Beyond with their new release, **Spy versus Spy**.

The game is based on the spies in *Mad* magazine and follows their madcap adventures. The aim of the game is to track down the top secret briefcase and leave the country with it. To do this you will also need your passport, money, secret plans and key.

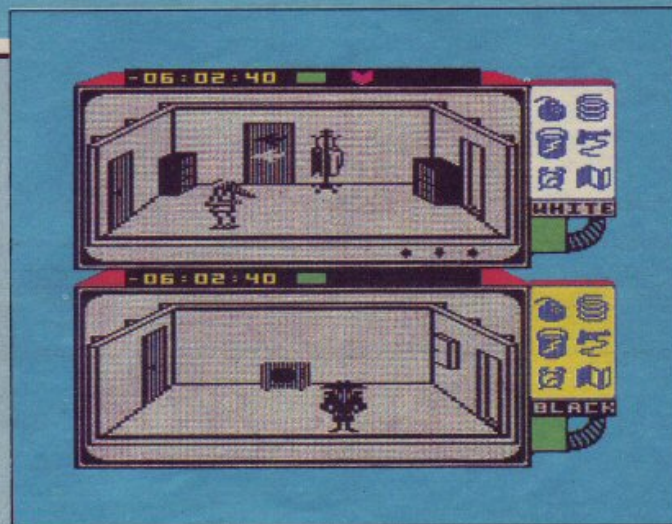
Spy versus Spy features Simulvision. In common parlance this means that two players can play simultaneously. You can play the computer or a friend. Both of you rush round the same playing area, with different sections of screen showing each of you what is going on.

With both of you searching for the same

objects in the same rooms there is bound to be some rivalry. This dealt with by the means of clubs. Whenever you get close enough to the other player you can hit them (the character, not your friend) over the head with a large club.

Failure in a fight means that you float off upwards and are out of the running for a while. Meanwhile, your rival laughs hysterically, takes all the objects you have collected, and gets on with the game.

If beating your rival up is not to your taste, or you prove to be useless at it, there is always the possibility of boobytrapping him. You have a veritable arsenal of booby traps which you can scatter around the place. The important thing is to



remember where you left the traps, for either spy can set them off, and it is humiliating to blow yourself up.


Graphically, the game is excellent, with rooms represented in three dimensions, and items of furniture shifting as you lift them up in search of the items you need. The game itself is good fun, with enough problems, action and speed to keep just about any games player happy.

Where the game falls down is in its instruction booklet. This was written for the Commodore version of the game and is not accurate in some

areas concerning the Spectrum. Despite the note to this effect at the end of the booklet it is confusing and makes the game less easy to understand than it could be. Also, the booklet refers throughout to joystick controls, although it is not compatible with the Kempston joystick. Small points to be sure, but problems nevertheless.

Spy versus Spy is produced for the 48K Spectrum by Beyond Software, Durrant House, 8 Herbal Hill, London EC1.

**Price:**  
**Rating: 71%**



## CLUMSY COLIN

**I**N AN unusual tie-in, Mastertronic have joined up with KP Skips to produce **Clumsy Colin Action Biker**. The game will be advertised

on twelve million packets of KP Skips this summer.

As Clumsy Colin you must find your friend Marti and take him to the

spaceport. This involves searching up to 150 houses for the items you need.

You steer Colin around the steadily scrolling screen on his motorbike, avoiding hazards such as other bikes and cars and patches of oil. Some houses cannot be visited until their residents get out of bed, in others you will be cornered and forced tea as time ticks by.

Control of Colin is difficult, and persuading him to go into a house, even if the curtains are drawn is no mean feat. Driving backwards and forwards outside a house trying to stop and dismount leads to collisions with other traffic which can lead to the fatal con-

sequences of waking you up.

Clumsy Colin bears a distinct resemblance to **Trashman** from New Generation. You move around town, call at houses, keep your strength up by eating and have to keep your eye on the clock. Clumsy Colin loses out due to the small playing area and the difficulty of the controls.

Saturation marketing will probably guarantee Clumsy Colin a wide audience, but it is undeserved. Produced for the 48K Spectrum by Mastertronic, 54 George Street, London W1.

**Price: £1.99**  
**Rating: 33%**



## GLASS

**P**LANET GLASS is the setting for Quicksilva's new shoot-'em-up, **Glass**.

The game purports to be a training program, in which you can learn to shoot various types and movement patterns of aliens. Problems range from shooting small, bouncing, advancing aliens to avoiding a series of towers as you shoot across the planet surface.

Apart from the variety of problems, the strength of **Glass** lies in its superb graphics. Each alien is full of detail and moves smoothly across the screen. The

movement of the towers makes the landscaping in **Battlezone** type games appear rudimentary.

The surface of the planet appears to be made of glass, and reflections of each of the aliens mimic their behaviour in a convincing way.

The weakness of **Glass** lies in its action. There are simply not enough options open, not enough aliens to fend off at any one time. When you are aiming for, at least, a score in excess of twenty thousand, a level which presents the opportunity to score



only forty points tempts the player to put a finger on the fire button and stare out of the window.

A good shoot-'em-up, but not an all time classic, **Glass** is produced

for the 48K Spectrum by Quicksilva Ltd, Liberty House, 222 Regent Street, London W1.

**Price: £7.99**

**Rating: 70%**

## BUCK ROGERS & THE PLANET OF DOOM



**A** NIGHTMARE scene. You are crossing a zebra crossing when suddenly it starts scrolling towards you. Suddenly it changes to shades of lurid pink. Then the aliens start raining down. You shoot faster, and faster and, suddenly the mother ship appears. It is awful, it is hideous, it is **Buck Rogers and the Planet of Zoom**.

The game divides into five sections. You steer your ship through gateways moving towards you, then aliens have to

be shot down while you dodge the gateways. These are followed by more aliens, then you are transported into space to attack more aliens and destroy the mothership.

Once this uninspiring sequence is complete, it begins again only, this time, the landscape is made up of a new, hideously bright, combination of colours.

Your ship is well represented on screen, swooping and gliding from left to right. Other graphics are crude, and the landscape is eye strainingly awful.

**Buck Rogers** is a straightforward shoot-'em up with little to recommend it. Produced for the 48K Spectrum by U S Gold, Unit 10, Parkway Ind Cent, Heneage St, Birmingham.

**Price: £7.95**

**Rating: 37%**

## GO TO HELL

**I**T WAS a bad move to tell your best friend to **Go To Hell**. Now you will have to go to hell to save him.

Another variation of the maze game, with much in common with **Metabolis**, also reviewed this month. Your aim is to collect six crucifixes hidden in hell and then to collect the seventh and final cross from Beelzebub's lair.

Graphics are excellent, the outlines of the maze are made up of tor-


tured souls. Larger graphics dotting the maze show heads eternally shattered by spikes, helpless bodies writhing on the rack, and many other gruesome forms of punishment.

Other graphics are variable in quality, from the wonderful animated head of Beelzebub to some rather more blocky villains. Still, the game is original and fun. Keep an eye open for **Triple 666** in future.

Produced for the 48K Spectrum by Triple 666, PO Box 190, Maidenhead, SL6 1YX.

**Price: £6.99**

**Rating: 56%**





## AN IMPORTANT ANNOUNCEMENT TO ALL QL OWNERS

### bad or changed medium

Your data is worth a lot to you. Source programs, text, scientific information, records, all represent hours of your time and effort. Losing a file could at worst cost you money – and it's **always** infuriating!

No storage medium is 100% reliable. That's why TALENT has developed the CARTRIDGE DOCTOR. It's a sophisticated machine code program which will, in most cases, enable you to:

- recover files from a bad medium
- recover files which have been accidentally deleted
- recover files with lost or damaged blocks using the 'block patch' utility.

It's very easy to operate and no knowledge of BASIC or machine code is required.

Can YOU afford to be without the CARTRIDGE DOCTOR?

Available only from:

**TALENT**  
COMPUTER SYSTEMS  
Curran Building,  
101 St. James Road, Glasgow G4 0NS  
Tel: 041-552 2128 (ACCESS & VISA accepted)  
SOFTWARE FROM SCOTLAND

**£14.95**

+ 50p postage & packing

QL is a Registered Trade Mark of Sinclair Research

## FAST COMPUTER REPAIRS

### VIDEO VAULT INTERNATIONAL 10★ REPAIR SERVICE

Spectrums repaired for £19.95 inc. Parts, Insurance and P & P No Hidden Extras. BBC, Commodore 64, Vic 20, Atari, Quoted for. Are you fed up with waiting weeks for your Home Computer to be repaired!!! Why not try the Experts, we offer a full repair service on any Home Computer. All repairs carry a full 3 months guarantee, plus on every Spectrum repaired we send you a free game worth £5.95 for your enjoyment and pleasure.

- ★ While you wait Service by Professional Computer Engineers.
- ★ 3 Months written guarantee on all repairs.
- ★ International repair company.
- ★ All computers sent by mail order turned around in 24 hrs.
- ★ Most Spectrums repaired within 45 minutes.
- ★ All Micros insured for return journey.
- ★ Open 7 days a week.
- ★ School repairs undertaken-discounts available.
- ★ Free software with each Spectrum repaired worth £5.95.
- ★ Over 8 years experience working with computers.

ONLY GENUINE SINCLAIR PARTS USED.

Phone today for your free estimate or send your computer to us with £1.75 (UK EIRE I.O.M. C.I.) or £6.50 (Europe/Scandinavia) we will contact you the same day by phone or 1st class Mail should you require quotation first.

TRADE ENQUIRIES MOST WELCOME. ACCESS WELCOMED  
VIDEO VAULT LTD Dept R18 THE LOGICAL CHOICE

**VideoVault**  
VideoVault

Telephone: Glossop (STD 04574) 66555.  
140 High St. West, Glossop, Derbyshire, England.

FREE GAME WORTH  
**£5.95** WITH  
EACH SPECTRUM  
REPAIR.

Want to keep in touch? Use databases, electronic mail, bulletin boards, viewtext? Download the latest super software from Prestel\*? Now you can, with your 48K Spectrum\*, a suitable modem and the DATASPECTRUM modem interface and software package from Miracle Technology.

DATASPECTRUM fits straight into the Spectrum edge connector and handles baud rates of 300/300, 1200/75 and 75/1200. Software features include Mailbox Editor, Frame Processor, Save, Print and Telesoftware Downloader.

The Dataspectrum Package, including interface, cable, cassette and full User Guide costs only £39.95 exc (£47.09 inc VAT & UK P/P). It's available now – so get in touch!

Please send me

☐ DATASPECTRUM packages @ £47.09 inc VAT + UK P/P.

☐ I enclose cheque/postal order

☐ charge my Access/Visa card no:

expiry date .....

Name .....

Address .....

Postcode .....

send to:

Spectrum Support 2, Miracle Technology (UK) Ltd,  
St Peters Street, Ipswich IP1 1XB.

Tel 0473-216141.

\*reg'd trade marks of the companies concerned

**DATA-  
SPECTRUM  
PUTS  
YOU IN  
TOUCH!**

**MIRACLE  
TECHNOLOGY**



## HYPERSPORTS

**B**LISTERS on the hands of an office worker? On the hands of a *Sinclair Programs* reviewer? It can only mean one thing. **Hypersports** from Imagine is up and running.

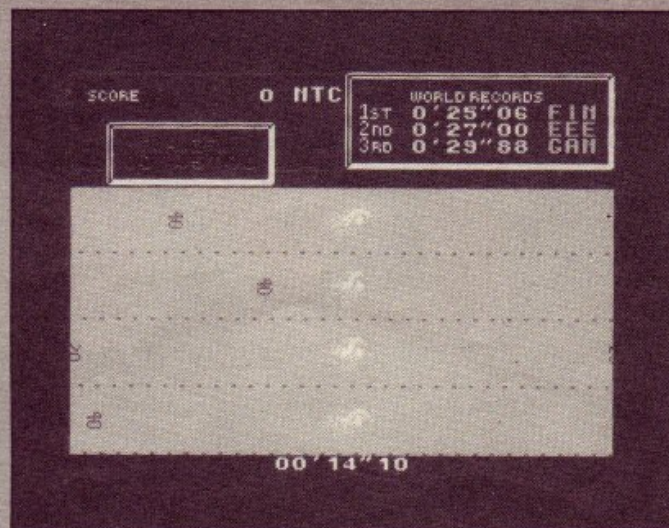
Six stages. Swimming involves straightforward pounding your joystick from side to side, with the odd flick of the fire button when the screen tells you to breathe. Simple enough, the other three swimmers present no challenge and it is not hard to score a world record.

On to the skeet shooting, better(?) known as claypigeon shooting. Initially confusing, the computer aims the sights

for you, and you have to choose which sights to use, and then fire. Once the instructions click into place it is easy to hit anything the program chooses to fling at you.

The long horse requires consistent performance as it is marked on angle, speed, distance and landing. Once you solve it your character jumps up and down with glee.

Archery is the least realistic of the games. Targets move across the right hand side of the screen. Scoring a bullseye means releasing your arrow at exactly the right moment, and keeping your finger on the fire button until your ar-



row is travelling at precisely the right angle.

Triple jump and weight lifting? Hence the reviewer's blisters. It is only possible to progress in hypersports once you have reached the qualifying score for each level. Though a world record holder in

the first four events the fourth is still a puzzle.

Not as punishing on the joystick as Decathlon. **Hypersports** is produced by Imagine 85, 6 Central Street, Manchester.

**Price: £7.95**

**Rating: 79%**



## THE COVENANT

**S**CATTERED around a vast, subterranean complex are 64 pieces of parchment. As last survivor of your race your task is to collect these parts of **The Covenant**, last remnant of your people's culture, and to collect the animals which surround them.

First task involves only four screens, each inhabited by two creatures. The aim is to stun

and collect all the creatures, collect the key and the parchment in order to open the way to further rooms.

Movement is agonisingly slow as your space craft floats gently around, and your spaceman hops from rock to rock. Neither is easy to control, neither is responsive to quick changes of direction. Drift the wrong way and

you are doomed.

Doomed because you have very little energy in the first place, and very little contact with a non-stunned creature will drain it all. Infuriating because you only have one life, so dying means going right back to the beginning of the game.

Produced for the 48K Spectrum by PSS, 452 Stoney Stanton Road, Coventry.

**Price: £6.95**

**Rating: 55%**

## DYNAMITE DAN

**H**ORRENDOUSLY difficult and brilliantly inventive is the new platform arcade game from Mirrorsoft, **Dynamite Dan**.

Dastardly Dr Blitzen and his assistant, Donna, have devised a new Mega Ray with the help of which they intend to dominate the world. The game's hero, **Dynamite Dan**, is out to stop them

by searching the Doctor's house for eight sticks of dynamite, using them to blow the safe containing the plans, and escaping in his zepelin.

The screens are crawling with nasties. The point-awarding goodies and the useful features of the house are always almost, but not quite, totally inaccessible.

On the plus side, the house features a lift for moving from floor to floor, ladders, tubes which shoot you upwards, rafts which move you beneath the house on a subterranean river, and transportation devices which carry you from one screen to the next.

The screen layout is fiendish. Often the movements of five or six moving characters must be taken into account

before any move is made. Remember the Wine Cellar in **Jet Set Willy**? Multiply the difficulty level by two or three to get an idea of some of these screens.

Frustrating to the extreme, **Dynamite Dan** is produced for the 48K Spectrum by Mirrorsoft, Maxwell House, Worship St, London EC2.

**Price: £6.95**

**Rating: 76%**



# COMBAT LYNX



From DURELL  
(Technical Support from  
Westland Helicopters)



SPECTRUM 48k - COMMODORE 64 - BBC - AMSTRAD (soon)



SPECTRUM



COMMODORE 64

DURELL sales dept.,

6, Gables Lane, Gable Green, Taunton, Somerset TA1 4AB



## NICK FALDO

**I**CONS ARE this year's success story. Mind Games have put them to unusual use in their latest game, **Nick Faldo Plays the Open**.

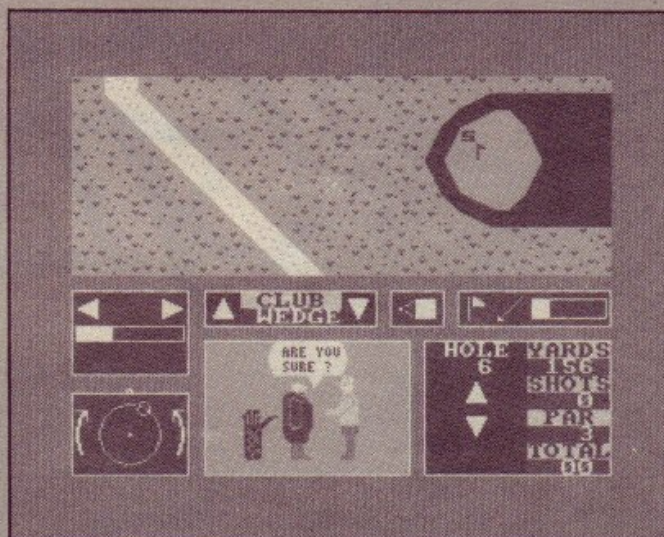
The screen is divided into several sections. The top shows a section of the golf course, centring on the position of your ball. Below is your range of options shown in pictorial form. Each can be selected easily.

Having selected the hole you are to play you can flip to a larger map to check where you are going. That done you can choose the power

and angle of your shot, ask your caddy for the correct golf club, and away you go.

Your caddy is an obstreperous bloke, who is stoically unimpressed by all but superhuman golf playing. What is more, he is very doubtful about handing you a club he feels to be wrong for the job.

Play is quick and easy but the graphics let the program down. When grass is represented as black dots on green it is difficult to distinguish the situation of the small black cross which repre-



sents your ball. On the green your ball becomes indistinguishable from the marker flag, making final putts unnecessarily protracted.

Produced by Mind Games, Liberty House, 222 Regent Street, London W1.

**Price:** £9.95

**Rating:** 49%

## NONTERRAQUEOUS

**M**AZE games seem to be all the rage with manufacturers this summer, and Mastertronic have joined the throng with **Nonterraqueous**.

The plot is somewhat thin. The game is set on a planet where a tyrannical computer uses the population as pawns in a universal chess game. The oppressed people

have built a robot which must travel to the computer's base hidden within the bowels of a giant mountain.

This is, of course, where you come in, for you control the robot. You must make your way through the maze, finding uses for the objects which you occasionally find lying around.

Flying creatures sap

your energy (yawn) and photon thrusters will kill you. If your psyche fades away to nothing through too much bumping into things, you will die.

The graphics are uninspiring, viewed a room at a time. There are over a thousand rooms to visit, but the views in them are all much the same.

The game is slow moving, for every time you die you return to the beginning and you must

follow the same route over and over again.

Size does not make a good maze game, as Quicksilver found with **Strontium Dog** and The Edge with **Psytraxx**. Nonterraqueous has little to recommend it besides its size.

Produced for the 48K Spectrum by Mastertronic, 54 George Street, London W1.

**Price:** £1.99

**Rating:** 30%

## METABOLIS

**W**ITH THE body of a bird and the brain of a human, you are the last chance the human race has left. Without a mole in sight it is only the non-human central character which indicates that **Metabolis** is the new game from Gremlin Graphics.

Metabolis is a complex maze game. Dodge the baddies which feed on your life force. Collect sufficient pills to prevent your having a heart attack. Collect four

pieces of nuclear fuel and take them to the reactor room. Turn back into a human.

A complicated series of problems, with a difficulty level set high enough to keep you on your toes even with a complete map.

Several original ideas makes this more than a run of the mill maze game. Boxing gloves block your way, and knock you flying unless you can find the correct deterrent. Ton weights



squash you flat, leaving you unable to fly. Fires and spikes spring up from nowhere.

A decaying bird at the foot of the screen shows your condition. As you run out of food the flesh peels away from it. When you are down to a skeleton your character melts away.

Infuriating features are the long death and restart period, and the program's tendency to crash.

Good fun but not lasting entertainment, Metabolis is produced for the 48K Spectrum by Gremlin Graphics, Alpha House, 10 Carver Street, Sheffield.

**Price:** £6.95

**Rating:** 55%



# RIGHT ON


Storybook hero, folk legend, television star and now centre of a computer game. Colette McDermott checks out Adventure International's Robin Hood.

**W**HILE historians continue to delve into the truth behind the legend of Robin Hood, Adventure International (UK) are on the verge of releasing their first program based on him.

American professor James Belamy, writing in his recently published book **Robin Hood: An Historical Enquiry**, has established that four of the folklore characters did exist.

Robyn Hode, valet to Edward II, was married to a Matilda (Marian being the modern day equivalent name). Little John was a mariner and the Sheriff of Nottingham was none other than a certain Sir Henry de Faucumberg. He was tried and found guilty of malpractice while holding the office of Sheriff in Nottingham.

Whatever the final outcome of any further research Robin Hood is a part of our folk history. Is it not only natural therefore that he should become the subject of a



at breakneck speed.

"The graphics are incredible," he begins, thrusting a wad of screen negatives into my palm.

Playing it cool I hold them to the light and scrutinize them with a critical expression upon my face. I take a few seconds and then agree wholeheartedly.

"No one gets the high quality pictures that we do." Having seen the graphic quality of their other games, like **Hulk**, **Spiderman** and **Gremlins** I concede the point.

"It is a role playing adventure

bey and the village of Wickham. All have more locations within themselves which can be visually explored.

All the old nasties are there. The evil Sheriff of Nottingham, the equally sinister Sir Guy Gisborne and slimy Simon DeBellena (Hiss!).

Also to contend with are groups of trappist monks returning from the crusades, and wandering bands of enemy fighters.


Robin begins the adventure alone, only picking up his band of men as he travels through the game. However, in the next game in the series they all start the adventure together.

Robin does not actually appear in the adventure, although in the next one he will, with you having the option to switch your choice of playing character.

Robin's father Hurn, God of the Forest, will help, giving cryptic clues. But he must be found first, and this is where knowledge of the book really counts.

Woodroffe has gone to great lengths to make the adventure follow the plot of the books on Robin Hood, as closely as possible.

To do this requires not only familiarity with the books, but actually checking geographical locations on maps and visiting the



computer game?

But will justice be accorded to him? We take a look at the game before its release later this month.

Mike Woodroffe, brisk, purposeful managing director of Adventure International (UK) and joint programmer with Brian Howarth (writer of the mystery adventures) relays the story to me

game with animated graphics. A hundred different locations including sub locations and it is capable of understanding multi-statement commands."

He explains that you can instruct the game to carry out several tasks at the same time.

The main locations are Sherwood Forest, Nottingham Castle, Castle DeBellane, Kirklees Ab-



# TARGET


historical sites, with over two months of painstaking checking having gone into the adventure.

The game has been written and programmed by Woodroffe and Brian Howarth, with Woodroffe doing 80 to 90% of the programming.

This is no mean achievement when you discover the youngish Mike's background. His former environment includes estate agency and working as musical instrument shop proprietor.

He attempted to use computers to help him with his interest in music, but found little software available.

Discovering an untapped market he opened a computer shop



ing to the book to achieve each object, obtain information, meet person and so on.

The adventure begins in Sherwood. Robin fights Little John on the log balanced across the screen and, with his first man, goes in search of Marian, or whoever!

In the book we learn that they plan to get caught poaching deer

of typeface when I arrived, although it will probably be the more popular normal style rather than an indecipherable gothic script.

At first Mike worked on Atari versions, but realized that the Spectrum was the most popular home computer in Britain and started righting this wrong.

Robin of Sherwood is only the second game produced by Adventure International (UK) with the Spectrum in mind, **Gremlins** being the first.

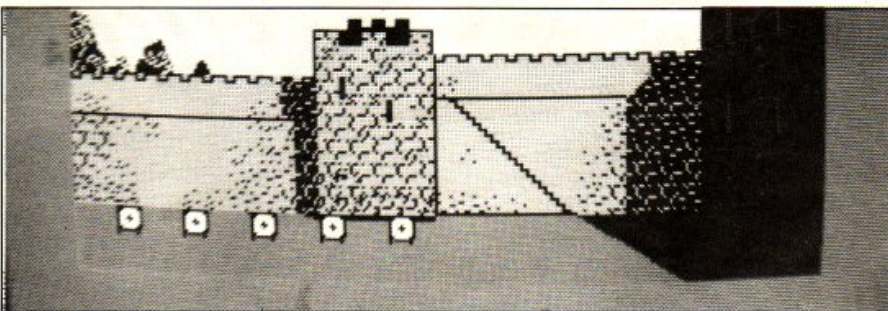
selling Atari micros. With little software available at the time he began importing software from America and converting it.

This led him into contact with Scott Adams, founder and president of Adventure International (Inc). Adams is acclaimed as the first person to produce a commercial text adventure game for personal computers and avid Marvel comics reader.

Mike gained the licence to sell all of the Scott Adams classic adventures in Britain under the company title Adventure International (UK) and now produces original work for the company.

If you know the books you will be able to go in the right directions and will, for instance, be able to move easily from forest to castles.

In fact all the sequences of events must be followed accord-



in the forest so that they can get into Nottingham Castle. This is what you must do when playing the game.

When you come upon the archery competition it is important to take part, as the prize is essential.

The screen is divided, with the graphics taking the top section and the text in the lower section. They were still debating the style

The game is out shortly with a further three still being developed. They may all appear this year or they may be staggered and appear at intervals of several months.

In addition, the next part of the **Quest Probe** series is now out and features the **Fantastic Four** plus **Bouckery Banzai** which should already be on sale.



**T**his month our intrepid hero, Benjamin Rabbit, has taken up a new job. Babysitting. Heroic enough at any time but, to make it more difficult, he is babysitting for a baby ghost in Monster Mansion. Of course, these ghosts just will not keep still, and Benjamin must set off through the mansion in search of his young charge.

Dodge the giant spiders, the skeletons and the creepy skulls to survive the night in Monster Mansion, written for the 48K Spectrum or Spectrum Plus by T Sherwood of West Bromwich, West Midlands.

```

4 GO TO 6011
100 FOR c=1 TO 2: FOR i=1 TO 2
120 LET x1=x+(INKEY$="w")-(INKEY$="2"): LET y1=y+(INKEY$="0")-(INKEY$="9")
130 IF ATTR(x1,y1) <> 7 OR ATTR(x1+1,y1) <> 7 THEN GO TO 1200
140 PRINT AT x,y: " "; AT x+1,y: " "; AT x1,y1:a$(i): AT x1+1,y1:b$(i): LET x=x1: LET y=y1
200 LET a1=a+(x>a AND ATTR(a+1,b)=7)-(x<a AND ATTR(a-1,b)=7): LET b1=b+(y>b AND ATTR(a,b+1)=7)-(y<b AND ATTR(a,b-1)=7)
230 IF c=1 THEN LET a1=a: LET b1=b
240 PRINT AT a,b: " "; INK 6; AT a1,b1:k$(i): LET a=a1: LET b=b1
400 IF INKEY$="m" THEN GO SUB 1500
950 NEXT i: NEXT c: GO TO 100
1210 LET p=ATTR(x1,y1): LET q=ATTR(x1+1,y1)
1220 IF p=6 OR q=6 THEN GO TO 1600
1240 IF p=4 OR q=4 THEN BEEP .01,40: GO TO 2700
1270 IF p<4 OR q<4 THEN LET x1=x: LET y1=y

```

```

1599 RETURN
1610 POKE z+3,80: POKE z+5,11: POKE z+24,28
1620 LET l=USR z
1630 LET t=t-50: IF t<1 THEN LET t=0
1640 PRINT PAPER 1: AT 9,25;t: " "
1650 IF t=0 THEN GO TO 1700
1660 LET x1=x: LET y1=y
1699 GO TO 1221
1710 PRINT PAPER 1: FLASH 1: AT 8,24:" ENERGY"
1730 POKE z+3,0: POKE z+5,19: POKE z+24,28: LET l=USR z
1740 PRINT FLASH 1: PAPER 1: AT 0,3:" PRESS A KEY FOR NEW GAME "
1760 IF INKEY$ <> "" THEN GO TO 1760
1770 IF INKEY$="" THEN GO TO 1770
1799 GO TO 6900
1821 IF ATTR(x,y-1)<6 OR ATTR(x+1,y-1)<6 THEN GO TO 1599
1822 FOR j=1 TO 2: POKE 23606,211: POKE 23607,253: PRINT AT x,y-1;"%$": AT x+1,y-1;"&"
1825 LET l=USR z
1870 POKE 23606,0: POKE 23607,60: PRINT AT x,y-1;" A": AT x+1,y-1;" B": LET l=USR z: POKE z+3,200: POKE z+24,29: NEXT j
1880 IF y=b+2 AND x=a THEN PRINT AT a,b: OVER 1;"U": POKE z+5,5: LET l=USR z: PRINT AT a,b:" ": LET a=8+INT(RND*7): LET b=3+INT(RND*17): LET s=s+15: PRINT PAPER 1: AT 12,25;s
1890 GO TO 1599
2700 LET r=r+(6*((x=16)-(x=5)))+(y=19)-(y=3)
2720 IF x=16 THEN LET x1=5
2725 IF x=5 THEN LET x1=16
2730 IF y=19 THEN LET y1=3
2735 IF y=3 THEN LET y1=19
2740 FOR j=2 TO 20: PRINT AT j,0:" ": NEXT j
2745 LET a=x: LET b=y
2750 GO SUB 3000+r*100
2790 GO TO 1271
3100 INK 3: GO SUB 9000: GO SUB 9330: GO SUB 9310
3190 PRINT INK 6: AT 9,9;g$: AT 10,9;h$: AT 13,14;i$: AT 14,14;

```

```

9320: GO SUB 9310
3670 PRINT INK 6: AT 10,10;i$: AT 11,10;j$: INK 3;h$:g$: AT 14,5: INVERSE 1;"*****": AT 15,5;"*****": INK 4: AT 11,20;"F": RETURN
3700 INK 3: GO SUB 9200: GO SUB 9300: GO SUB 9330
3770 PRINT INK 3: AT 7,15;g$: AT 8,15;h$: INK 1: INVERSE 1: AT 10,9;">>>>": AT 11,9;">>>>": RETURN
3800 INK 2: GO SUB 9000: GO SUB 9320: GO SUB 9330: GO SUB 9310
3870 PRINT INK 3: AT 9,8;"FLFFL F": AT 11,9;"G": INK 6: AT 8,6;"G": AT 13,10;"FF": RETURN
3900 INK 3: GO SUB 9000: GO SUB 9200: GO SUB 9300: GO SUB 9320: GO SUB 9310
3970 PRINT INK 6: AT 7,9;i$: "G": i$: AT 8,9;j$: ".I": j$: AT 12,5;g$:k$:g$: AT 13,5;h$:h$:h$:h$: RETURN
4000 INK 2: GO SUB 9000: GO SUB 9300: GO SUB 9310
4070 PRINT INK 6: AT 10,6;i$: " ": i$: AT 11,6;j$: ".FFGFMF": j$: AT 13,8;"G": AT 14,8;"I": RETURN
4100 INK 3: GO SUB 9000: GO SUB 9330: GO SUB 9310
4170 PRINT INK 3: AT 3,9;"G G G": AT 4,9;"B B B": AT 11,9;"FFFF# #ND": AT 12,14;h$: INK 2: AT 14,14;g$: AT 15,14;h$: RETURN
4200 INK 2: GO SUB 9000: GO SUB 9300: GO SUB 9320
4270 PRINT INK 6: AT 6,7;"H": AT 7,7;"I": AT 9,8;"FFFFFLM": AT 10,11;"F": AT 12,11;"G": RETURN
4300 INK 3: GO SUB 9200: GO SUB 9310
4370 PRINT INK 6: AT 8,10;i$: AT 9,10;j$: AT 14,8;"MFFLFF": INK 4: AT 3,10;"H H": AT 4,10;"B_B": INVERSE 1: AT 11,2;"F": RETURN
4400 INK 3: GO SUB 9200: GO SUB 9300: GO SUB 9310
4470 FOR j=5 TO 17 STEP 3: PRINT INK 3: AT 10,j;"G": AT 11,j;"B": AT 14,j+1;"H": NEXT j: RETURN
4500 INK 2: GO SUB 9000: GO SUB

```

# MONSTER MANSION

```

1280 IF p=5 OR q=5 THEN LET e=1: POKE z+3,50: POKE z+5,2: POKE z+24,29: FOR j=1 TO 12: LET l=USR z: NEXT j: PRINT AT 14,3:" ": PAPER 2: AT 19,25: FLASH 1;"YES"
1295 GO TO 140
1510 POKE z+3,180: POKE z+5,3: POKE z+24,28
1514 IF b<y THEN GO TO 1800
1521 IF ATTR(x,y+1)<6 OR ATTR(x+1,y+1)<6 THEN RETURN
1522 FOR j=1 TO 2: PRINT AT x,y;"ND": AT x+1,y;"PQ"
1525 LET l=USR z
1570 PRINT AT x,y;"C ": AT x+1,y;"D ": LET l=USR z: POKE z+5,2: POKE z+24,29: NEXT j
1580 IF y=b-2 AND x=a THEN PRINT AT a,b: OVER 1;"U": POKE z+5,5: LET l=USR z: PRINT AT a,b:" ": LET a=8+INT(RND*7): LET b=3+INT(RND*17): LET s=s+15: PRINT PAPER 1: AT 12,25;s

```

```

j$: RETURN
3200 INK 1: GO SUB 9200: GO SUB 9320: GO SUB 9330
3270 PRINT INK 3: AT 8,6;"A": AT 9,6;"I.H": AT 13,16;"G": AT 14,16;"I": RETURN
3300 INK 2: GO SUB 9000: GO SUB 9320: GO SUB 9310
3370 PRINT INK 2: AT 13,5;"FFFF": INK 6;"FFFF": AT 10,11;"G": AT 11,11;"B": RETURN
3400 INK 3: GO SUB 9000: GO SUB 9310: GO SUB 9330
3470 PRINT INK 3: AT 8,7;"H G H": AT 9,7;"I.I.B": INK 6: AT 13,11;"G G H": AT 14,10;"_B.B_I_": RETURN
3500 INK 3: GO SUB 9000: GO SUB 9320: GO SUB 9330
3570 PRINT INK 2: OVER 1: AT 3,9;"G G": AT 4,9;"B B": FOR j=7 TO 15: PRINT INK 6: AT j,11;"H": NEXT j: RETURN
3600 INK 1: GO SUB 9200: GO SUB


```

```

9300: GO SUB 9310: GO SUB 9330
4570 PRINT INK 6: AT 8,10;"FGFF FH": AT 13,8;h$;"###FF###":h$: RETURN
4600 INK 3: GO SUB 9000: GO SUB 9300: GO SUB 9320: GO SUB 9330
4630 PRINT INK 6: AT 7,6;"FHFFF JK": AT 8,11;h$: INK 2: INVERSE 1: AT 13,7;"(g3)NURSERY(g3)"
4640 IF e=1 THEN POKE z+3,0: POKE z+5,19: POKE z+24,29: GO SUB 9500
4690 RETURN
4700 INK 2: GO SUB 9000: GO SUB 9320: GO SUB 9300: GO SUB 9330
4770 PRINT INK 3: AT 14,12;g$: AT 15,12;h$: AT 8,8;"G..H": AT 9,11;"I": RETURN
4800 INK 3: GO SUB 9200: GO SUB 9320
4870 PRINT INK 2: AT 10,8;i$: A

```





T 11,8;j#: INK 6;h#:h#: RETURN

4900 INK 3: GO SUB 9000: GO SUB  
9300: GO SUB 9310: GO SUB 9330

4970 PRINT INK 2: AT 8,14;"G";  
AT 9,14;"I": AT 13,8;"H.FFF.": I  
NK 6;g#: RETURN

5000 INK 1: GO SUB 9000: GO SUB  
9300: GO SUB 9320

5070 PRINT INK 6: AT 11,9;"F";  
AT 13,10;"FFFLMF": INK 2: INVERS  
E 1: AT 8,5;"<<<<<": AT 9,5;"<<<  
<": RETURN

5100 INK 3: GO SUB 9000: GO SUB  
9300: GO SUB 9310: GO SUB 9330

5170 PRINT INK 3: AT 8,6;"LMFFF  
F": AT 12,12;"H.FFGF": INK 6: AT  
15,7;"#FFF#": RETURN

5200 INK 3: GO SUB 9200: GO SUB  
9320: GO SUB 9330: GO SUB 9310

5270 PRINT INK 3: AT 13,8;"G RS

G": AT 14,8;"B.TU.B.FFMFF": RET  
URN

5300 INK 3: GO SUB 9200: GO SUB  
9320: GO SUB 9330

5370 PRINT INK 6: AT 12,13;"H";  
AT 13,11;"G.I": INK 1: INVERSE  
1: AT 9,8;"\*\*\*\*\*": AT 10,8;"\*\*\*  
\*\*\*": RETURN

5400 INK 3: GO SUB 9000: GO SUB  
9310: GO SUB 9320

5470 PRINT INK 4: AT 3,7;"G C G  
G G": AT 4,7;"B\_B\_B\_B\_B": INK 6  
: AT 8,5;"#####F": AT 14,11;h#:  
"FFFF": RETURN

5500 INK 2: GO SUB 9000: GO SUB  
9300: GO SUB 9330

5570 PRINT INK 6: AT 8,8;g#: AT  
9,8;h#: AT 14,10;"C": AT 15,10;  
"I": AT 9,14;"BIG": AT 10,14;"I"  
: INVERSE 1: INK 4: AT 11,2;"F":  
RETURN

5600 INK 3: GO SUB 9000: GO SUB  
9200: GO SUB 9320: GO SUB 9330

5670 FOR j=7 TO 13: PRINT INK 6

: AT j,10;"UT": NEXT j: PRINT I  
NK 3: AT 14,10;i#: " G": AT 15,10  
: j#:".B": RETURN

5700 INK 1: GO SUB 9200: GO SUB  
9320: GO SUB 9300

5770 PRINT INK 6: AT 13,10;"G.I  
~G": AT 9,4;"G~A.I ": INK 3;j#:  
AT 8,9;"G":i#: RETURN

5800 INK 3: GO SUB 9000: GO SUB  
9300: GO SUB 9330

5870 FOR j=11 TO 14: PRINT INK  
6: AT j,11;"F": NEXT j: PRINT I  
NK 3: AT 8,12;"NONONO": AT 9,12;  
h#:h#:h#: RETURN

5900 INK 3: GO SUB 9200: GO SUB  
9330: GO SUB 9320

5960 PRINT INK 3: AT 10,15;i#:  
AT 11,15;j#: FOR j=7 TO 13 STEP  
3: PRINT INK 6: AT j,10;g#: AT  
j+1,10;h#: NEXT j: RETURN

6000 INK 3: GO SUB 9000: GO SUB  
9320: GO SUB 9300

6001 PRINT INK 6: AT 7,8;"UT":  
AT 9,6: INK 3;g#:i#: AT 10,6;h#:  
j#;"H": AT 11,10;"B": RETURN





```
6012 PAPER 0: INK 7: BORDER 0: C
LS
6013 IF PEEK USR "a"=112 THEN
LET z=65237: GO TO 6060
6014 CLEAR 65236: RESTORE 6030
```

```
6015 LET d=0: LET z=65237
6020 FOR i=z TO z+61
6025 READ j: POKE i,j: LET d=d+j
: NEXT i
6026 FOR i= USR "a" TO USR "u"+
7
6027 READ j: POKE i,j: LET d=d+j
: NEXT i
6028 IF d <> 20492 THEN PRINT "
ERROR IN DATA": STOP
6030 DATA 243,17,16,2,38,1,58,72
,92,31,31,31,14,254,238,16,237,1
21,67,16,254,37,32,244,1,21
6040 DATA 32,232,251,201
6041 DATA 128,208,248,232,232,16
8,224,196
6042 DATA 3,4,4,1,2,3,3,1
6043 DATA 68,248,224,224,144,8,7
,7
6044 DATA 0,255,0,0,0,1,7,7
6076 DATA 112,154,159,61,93,117,
124,56: REM RABBIT HEAD 1
6077 DATA 8,62,93,157,21,116,119
,7: REM RABBIT BODY 1
6078 DATA 14,89,249,188,186,174,
62,28: REM RABBIT HEAD 2
6079 DATA 16,124,186,185,168,46,
238,224: REM RABBIT BODY 2
6080 DATA 56,185,186,252,60,30,1
5,3: REM SMALL GHOST
6081 DATA 40,28,56,20,4,53,30,4:
REM FLOWER
6082 DATA 30,63,79,123,59,158,19
2,124: REM SKULL 1
6083 DATA 30,63,79,123,123,126,6
2,0: REM SKULL 2
6084 DATA 8,126,137,8,126,137,8,
126: REM SKELETON
6085 DATA 0,32,80,136,7,39,87,14
3: REM SPIDER TOP LEFT
6086 DATA 0,4,10,17,224,228,234,
241: REM SPIDER TOP RIGHT
6087 DATA 9,7,63,67,128,128,0,0:
REM SPIDER BOTTOM LEFT
6088 DATA 144,224,252,194,1,1,0,
0: REM SPIDER BOTTOM RIGHT
6089 DATA 1,11,31,23,23,21,7,35:
REM SWORD TOP LEFT
6090 DATA 192,32,32,128,64,192,1
92,128: REM SWORD TOP RIGHT
6091 DATA 34,31,7,7,9,16,224,224
: REM SWORD BOTTOM LEFT
6092 DATA 0,255,0,0,0,128,224,22
4: REM SWORD BOTTOM RIGHT
6093 DATA 7,24,35,79,35,88,135,1
28: REM CAULDRON TOP LEFT
6094 DATA 224,24,196,242,196,26,
229,5: REM CAULDRON TOP RIGHT
6095 DATA 64,64,32,16,78,161,76,
55: REM CAULDRON BOTTOM LEFT
6096 DATA 10,10,20,8,113,138,52,
```

```
202: REM CAULDRON BOTTOM RIGHT
```

```
6100 LET k$="GH": LET g$="JK": L
ET h$="LM": LET i$="RS": LET j$=
"U"
6110 LET a$="AC": LET b$="BD"
6120 LET s=0: LET h=0
6900 LET t=500: LET x=10: LET y=
10: LET a=8: LET b=19: LET e=0:
LET f=1+ INT ( RND *29): LET r=1
6
6910 IF s>h THEN LET h=s
6911 CLS : INK 3: FOR j=30 TO 21
0 STEP 10: PLOT 255,0: DRAW -j,1
75: NEXT j
6912 FOR j=20 TO 170 STEP 10: PL
OT 255,0: DRAW -255,j: NEXT j: I
NK 7
6913 PRINT AT 20,1:"C": AT 21,1
:"D": PAPER 3: AT 20,30:"B": AT
21,30:"B"
6914 PRINT PAPER 1: AT 3,10:"Be
nny Bunny": AT 7,14:"in": AT 11,
9:"M O N S T E R": AT 13,9:"M A
N S I O N"
6915 PRINT #0: AT 1,10: INK 2:"P
ress a key"
6919 GO SUB 9600
6920 GO SUB 9400: CLS : LET s=0
6925 FOR j=2 TO 20: PRINT AT j,
24: PAPER 1:" ": NEXT j
6930 RESTORE 6932: PLOT 248,160:
FOR j=1 TO 8: READ k,l: DRAW k,
1: NEXT j
6932 DATA 0,-153,-57,0,0,153,57,
0,7,-7,0,-153,-57,0,-7,7
6935 PLOT 249,6: DRAW 5,-5
6950 PRINT PAPER 1: AT 8,25:"EN
ERGY": AT 9,25;t: AT 11,25:"SCOR
E": AT 12,25;s: AT 14,25:"HIGH":
AT 15,25;h: AT 17,25:"FOUND": A
T 18,25;"BABY?": AT 19,25: PAPER
2:"NO"
6960 PRINT #0: AT 0,1: INK 3:"NO
M O N S T E R H": AT 1,1: INK
4:"P O M A N S I O N I"
6965 FOR j=4 TO 18 STEP 2: PRINT
#0: INK 1: AT 0,j:"(ig3)": INK
2: AT 1,j:"(g3)": NEXT j
6970 GO SUB 4600
6972 PLOT 196,148: DRAW 47,0: DR
AW 0,-24: DRAW -47,0: DRAW 0,23
6975 PRINT INK 5: AT 9,6:"E"
6981 PRINT INK 6: AT a,b:"B": A
T a+1,b:"I": PAPER 1: AT 5,29:"B
": INK 7: AT 5,27:"D": INK 5: AT
4,25:"E": INK 7:"A G"
6989 FOR k=1 TO 3: GO SUB 1500:
NEXT k: PRINT AT 9,6:" "
6990 GO SUB 9600: GO TO 100
9010 RESTORE 9000: PLOT 34,158
```

```
9020 FOR j=1 TO 17: READ k,l: DR
AW k,l: NEXT j
9030 DATA 115,0,34,-34,0,-82,-34
```

```
, -34,-115,0,-34,34,0,82,34,34
9040 DATA 7,-22,101,0,19,-19,0,-
67,-19,-19,-101,0,-19,19,0,67,19
,19
9050 FOR j=1 TO 7: READ k,l,m,n:
PLOT k,l: DRAW m,n: NEXT j
9060 DATA 142,135,7,22,161,116,2
2,7,161,49,22,-7,142,30,7,-22
9065 DATA 41,30,-7,-22,22,49,-22
,-7,22,116,-22,7
9090 GO SUB 9340: RETURN
9210 RESTORE 9200: PLOT 0,158:
FOR j=1 TO 15: READ k,l: DRAW k
,l: NEXT j
9230 DATA 183,0,0,-150,-183,0,0,
150,22,-22,139,0,22,22,-22,-22,0
,-105,22,-22,-22,22,-139,0,-22,-
22,22,22,0,105
9240 GO SUB 9340: RETURN
9300 INK 4: PLOT 97,136: DRAW 3,
15: DRAW -15,0: DRAW 3,-15: INK
7: RETURN
9310 INK 4: PLOT 97,31: DRAW 3,-
15: DRAW -15,0: DRAW 3,15: INK 7
: RETURN
9329 INK 4: PLOT 22,80: DRAW -14
,-3: DRAW 0,15: DRAW 14,-3: INK
7: RETURN
9330 INK 4: PLOT 161,80: DRAW 14
,-3: DRAW 0,15: DRAW -14,-3: INK
7: RETURN
9345 IF r=f AND e=0 THEN PRINT
INK 5: AT 14,3:"E"
9390 RETURN
9410 CLS : PRINT "Benny Bunny is
babysitting in the Monster Ma
nsion."
9415 PRINT "'The baby ghost he
is looking after has disappea
red and is hiding in one of t
he rooms."
9420 PRINT "'Benny must search
the house for the baby, collect
him, and carryhim back to the nu
rserie."
9425 PRINT "'In each room ghost
s attack Benny, but he can
fight them offwith his sword."
9430 PRINT "'Yellow objects are
dangerous."
9431 PRINT AT 21,10:"Press a ke
y": PAUSE 0: CLS
```

```
9440 PRINT "Some of the rooms ha
ve secret passageways which le
ad to other parts of the house."
```

```
9445 PRINT "'If Benny brings hi
m back to the nursery, the misch
ievous baby vanishes and Benny
must search for him again."
9450 PRINT TAB 5: PAPER 2:"(
g1)_____CONTROLS _____(g2)"
9455 PRINT "'UP_____2 D
OWN_____W": PRINT "'WALK LE
FT_____9 WALK RIGHT_____0"
9460 PRINT "'USE SWORD_____M"
9490 PRINT #0: AT 1,10: INK 4:"P
ress a key": PAUSE 0: RETURN
9510 LET f=1+ INT ( RND *29): PR
INT AT x1,y1:"C": AT x1+1,y1:"D
": AT 10,11: FLASH 1:"E": LET s=
s+200: PRINT PAPER 1: AT 12,25:
s
9520 LET i= USR z: PRINT AT 10,
11:" ": AT 19,25: PAPER 2:"NO":
PAPER 1:" ": LET e=0: RETURN
9600 FOR l=-52 TO -28 STEP 12: P
AUSE 4: RESTORE 9660: FOR j=1 TO
31: READ k: BEEP .11,k+1: IF I
NKEY# <> "" THEN RETURN
9610 NEXT j: NEXT l: GO TO 9600
```

```
9660 DATA 60,36,48,58,34,46,60,3
6,48,55,31,43,31,46,48,31,55,43,
34,58,46,31,55,43,34,58,46,36,60
,48,60
```



# Everyone knows his name



**R**UPERT the Bear, the cheery little, red-jumper wearing denizen of the *Daily Express* is 65 years old this August. In celebration of this fact and, presumably, of the attendant publicity; Argus Press Software are bringing out two Rupert the Bear games.

The first, **Rupert and the Toymaker's Party**, was due for release in mid August. It stars all the familiar characters: Ed Trunk, Bill Badger, Podgy Pig and Willy Mouse. Most of all, of course, it stars Rupert.

The game, as might be expected from any game starring this particular young furry animal, is completely non violent.

Rupert and his friends have all been invited to the Toymaker's party in his magic castle. Diligent little bear that he is, Rupert was helping Mr Bear to sweep leaves when his friends left for the party, so he must make his way there on his own.

His helpful friends have left invitations throughout the Toymaker's castle, to mark the way to the party and to provide access to different sections.


The game features 29 screens, the last of which is the party itself, where Rupert is reunited with his young friends and recovers from his adventures in the castle over jelly and cakes.

The game is expected to appeal to all Rupert fans, so it takes into account their varying skills as computer games players. The talented and enthusiastic can play through each of the 28 screens, while the more fumble fingered have the choice of beginning on any one of the first four levels.

Each screen shows a separate section of the castle, patrolled by different toys. If Rupert bumps into any of the toys guarding the

castle he will take a tumble and fall to the ground. Since this is a strictly non-violent game his falls are never fatal. Eventually repeated tumbles will take their toll and Rupert will hurt his knee, signalling a return to the beginning of the game.

Different toys inhabit each one of the game's seven levels. Marching soldiers, jumping jack-in-the-boxes, flying birds and chugging trains all have to be faced by Rupert in his quest for fun and frolics.



Some toys prove more friendly than others. Soldiers are stoically unmoved by Rupert, marching up and down regardless of whether he is in their way or not. Birds are more helpful. Although they also appear oblivious to Rupert's presence, they will give him a lift across the screen if he jumps on their back at the correct moment.

The idea for a game based on the Rupert cartoons came from Argus. They contacted programmer Martin Walker, a known Rupert fan. With 25 years of Rupert books stored in his house, and a fondness for red jumpers, Martin seemed the obvious choice.

Despite the complexities of the Rupert game, Martin first bought a Commodore just before Christmas 1984. Before that time he had worked for Atari but, although he had had an Atari computer, he had not worked for them as a programmer.

Rupert and the Toymaker's Par-

ty was first written for the Commodore, and then adapted for the Spectrum. The good graphics and colour capabilities of the Commodore meant that excellent characterisation and animation could be worked out for all the characters, especially Rupert.

To get Rupert moving was difficult, for everyone knows what he looks like, and how he appears in different positions, without ever having seen him move. Martin spent a great deal of time striding around his front room, watching how each part of his body moved, before he was able to attempt detailed animation of Rupert.

Even this was not quite enough for Rupert, despite his 65 years, does not walk like a man, but like a young boy. Careful observation proved to Martin that there was no use in putting Rupert's head and clothes on top of an animated representation of his own walking style. Things had to be different. A little more observation, a little more striding about, a lot more thought and Rupert was moving realistically.

The result of Martin's work has been a character which is convincingly Rupert. He walks along cheerfully, jumps with his scarf flapping in the breeze and falls without any visible sign of discomfort.

Other characters in the game were not drawn from the Rupert stories and so did not need quite such a careful eye kept on their characterisation. Rupert's friends do appear, but only in the final screen, which is a celebration rather than a play sequence.



**Y**our laser beam has eight screens to cross before it reaches its destination. Guide it around the lightning bars, the sun bursts and many other obstacles.

Light Way was written for the Spectrum or Spectrum Plus by Claudio Foncesca de Castilho of Cambridge.

See page five for help in entering underlined letters.

# LIGHT WAY

```
1 INK 0: PAPER 7: BORDER 7
4 GO SUB 9000
5 RESTORE 7: FOR I=64000 TO 6
4023: READ N: POKE I,N: NEXT I
```

```
7 DATA 6,0,197,33,255,63,6,19
2,197,175,6,32,35,203,30,16,251,
193,16,244,193,16,235,201
```

```
10 LET A1=0
12 LET SC=0
15 LET EN1=255
20 LET A2=87
30 LET SCRE=1
40 LET SC=0
50 LET LI=0
70 LET I$="7"
```

```
100 RESTORE 110: DIM S(20): FOR
A=1 TO 8: READ B: LET S(A)=B: N
EXT A
```

```
110 DATA 1000,1010,1020,1030,10
40,1050,1060,1070
```

```
200 GO SUB S(SCRE)
210 PLOT A1,A2
220 IF INKEY$="7" OR INKEY$
="6" THEN LET I$=INKEY$
```

```
225 LET SC=SC+1
230 IF I$ <> "7" AND I$ <> "6"
THEN LET I$="7"
240 IF IN 0=8 THEN LET I$="7"
```

```
250 IF IN 0=4 THEN LET I$="6"
```

```
270 IF A2=175 OR A2=0 THEN GO
TO 8000
```

```
280 IF POINT (A1+1,A2+1) OR P
OINT (A1+1,A2-1) OR POINT (A1+1
,A2) THEN GO TO 8000
```

```
285 PRINT AT 0,0: OVER 0: "SCOR
E=": SC
```

```
290 LET A1=A1+1
300 LET A2=A2+(I$="7")-(I$="6")
```

```
310 IF A1=255 THEN GO SUB 7000
```

```
320 GO TO 200
```

```
1000 IF A1=0 THEN FOR A=0 TO 25
5 STEP 8: PLOT A,0: BEEP .001, R
ND -60+ RND *120: DRAW INK RND
*6,0,( RND *40)+47: NEXT A: FOR
A=4 TO 255 STEP 8: BEEP .001,-6
0+ RND *120: PLOT A,175: DRAW I
NK RND *6,0,-(( RND *40)+47): N
EXT A: RETURN
```

```
1001 RETURN
```

```
1010 LET A= RND *21: PRINT AT A
, RND *31: INK RND *6,"↑": BEEP
.001,A: RETURN
```

```
1020 IF A1<240 THEN PLOT A1+ RND
*20, RND *175: RETURN
1021 RETURN
```

```
1030 IF A1>0 THEN RETURN
```

```
1031 LET SI=85
```

```
1032 FOR A=0 TO 255: LET RAMD= R
ND - RND : IF RAMD>0 THEN LET S
I=SI+1
```

```
1034 IF RAMD<0 THEN LET SI=SI-1
```

```
1035 IF SI>82 THEN LET SI=SI-1:
GO TO 1034
```

```
1036 PLOT A,0: DRAW 0,SI: PLOT A
,175: DRAW 0,-SI
1037 NEXT A
1038 RETURN
1040 IF EN1 <= 0 THEN RETURN
```

```
1041 IF A1=0 THEN LET EN1=255:
LET EN2=87
```

```
1042 LET EN1=EN1-1: LET RN= RND
*2: IF I$="7" THEN LET EN2=EN2+
RN
```

```
1043 IF I$="6" THEN LET EN2=EN2
-RN
```

```
1044 IF A1>EN1 THEN LET EN1=EN1
+RN*2
```

```
1045 IF RND >.5 THEN PLOT EN1,
EN2
```

```
1046 IF EN2>173 OR EN2<3 THEN G
O TO 8000
```

```
1047 RETURN
```

```
1050 IF A1<40 THEN OVER 1: BORD
ER RND *7: PLOT 175,0: DRAW (-1
74)+ RND *254, RND *90
```

```
1051 BORDER RND *7: IF A1<40 TH
EN PLOT 175,175: DRAW (-174)+ R
ND *254,- RND *90
```

```
1052 RETURN
```

```
1060 IF A1>0 THEN RETURN
```

```
1062 PRINT "-----PROGRAMS-----"
```

```
1063 FOR A=5 TO 31: FOR B=21 TO
21- RND *14 STEP -1: PRINT AT B
,A,"(isp)": NEXT B: NEXT A
1065 RETURN
```

```
1070 IF RND <.8 THEN RETURN
```

```
1071 FOR A=1 TO 5: PRINT AT RND
*21, RND *31: CHR$ (( RND *14)
+32): BEEP .002,-20+(( RND *40):
NEXT A
```

```
1072 RETURN
```

```
7000 BORDER 7: FOR A=0 TO 21: PR
INT AT A,0: OVER 0: " (isp)": NE
XT A
```

```
7001 RESTORE 7008: FOR A= USR "A
" TO USR "B"+7: READ B: POKE A,
```

```
B: NEXT A
7002 PRINT AT 20,0: OVER 0: "A":
PRINT AT 21,0: "B"
7007 OVER 0: FOR A=SC TO SC+(SCR
E*100) STEP 10: LET SC=SC+10: PR
INT AT 0,6: SC: BEEP .002,1: NEX
T A: OVER 0
```

```
7008 DATA 0, BIN 01111100, BIN 0
111111, BIN 11111110, BIN 01111
100, BIN 00111001, BIN 00111111,
BIN 00111000, BIN 00111101, BIN
00110111, BIN 00110000, BIN 001
11000, BIN 00101100, BIN 0110011
0, BIN 11000110, BIN 11100111
```

```
7009 LET SCRE=SCRE+1: IF SCRE=9
THEN LET SCRE=1
```

```
7010 PRINT AT 10,5: OVER 0: "WEL
L DONE": PRINT AT 11,5: OVER 0:
"NEXT SCREEN=": SCRE: RANDOMIZE
USR 64000: LET A1=0: LET A2=87
```

```
7020 GO TO 200
8010 RANDOMIZE USR 64000
```

```
8020 FOR A=1 TO 7: BORDER A: BEE
P .5,A: NEXT A
```

```
8030 PRINT AT 10,7: INK 4: PAPE
R 2: "GAME OVER": FOR A=1 TO 10:
```

```
FOR B=1 TO 10: BEEP .002,B: NEXT
B: NEXT A
```

```
8040 PRINT: "ANY KEY FOR ANOTHER
GAME(D-DEMO)"
```

```
8050 PAUSE 10: PAUSE 0: IF INKE
Y$="D" OR INKEY$="d" THEN GO
TO 8500
```

```
8070 RUN
```

```
8500 LET SCRE=1: CLS: PRINT AT
10,5: "DEMO MODE": PAUSE 10: PAU
SE 0: FOR D=1000 TO 1070 STEP 10
```

```
8510 LET A1=0: LET A2=87: FOR B=
1 TO 50: LET I$="7": GO SUB D: L
ET A1=A1+1: PLOT A1,A2: NEXT B
```

```
8520 PAUSE 10: CLS: NEXT D
```

```
8540 CLS: PRINT AT 10,0: "ANY K
EY FOR NEW GAME": PAUSE 10: PAUS
E 0: RUN
```

```
9000 BORDER 7: CLS: PRINT "INVA
SION": PRINT: PRINT "CFC SOFTWA
RE 1984"
```

```
9010 PRINT: PRINT "CONTROLS-:"
```

```
9020 PRINT: PRINT "KEYBORD-7/6-
```

```
UP/DOWN"
```

```
9030 PRINT: PRINT "KEMPSTON INT
ERFACE"
```

```
9040 PRINT: PRINT "CURSOR INTER
FACE"
```

```
9050 PRINT: PRINT "ANY KEY TO S
TART"
```

```
9070 PAUSE 0
```

```
9080 CLS: RETURN
```

```
9999 LET SCRE=1: CLS: PRINT AT
10,5: "DEMO MODE": PAUSE 10: PAU
```

```
SE 0: FOR D=1000 TO 1050 STEP 10
```



# PULSE

**P**lay the part of an electronic pulse within the computer. Your job is to collect eight bits to make up one byte. Move left with five, right with eight and jump with nine. Jump over the bugs approaching you and reach the byte before the electric bar electrocutes you.

Pulse was written for the 16K ZX-81 by Timothy Moore of Dawlish, Devon.

```

1 REM Y2 GOSUB ?TAN
2 LET HS=0
3 LET D$="????????22222"
4 PRINT AT 5,10;"BYT@ AT 7,4
5 "BY TIMOTHY MOORE" AT 10,5;"INS
6 TRUCTIONS Y/N?" AT 12,0;"HIGH SC
7 ORE "HS AT 13,0;"BY:";D$
8 INPUT A$
9 IF A$="Y" THEN GOSUB 1000
10 IF A$="N" THEN GOTO 4
11 PRINT AT 15,0;"PLEASE WAIT
12 WHILE MACHINE CODE IS LOADING
13 FOR THE HI
14 -RES GRAPHICS"
15 GOSUB 9000
16 PRINT "O.K.PRESS A KEY TO S
17 TART"
18 IF INKEY$="" THEN GOTO 11
19 LET SCORE=0
20 CLS
21 POKE 16515,4
22 RAND USR 16514
23 LET Z=3
24 LET B=0
25 LET C=20
26 LET E=25
27 LET G=10
28 LET F=0
29 LET K=0
30 PRINT AT 8,0;"#####
31 #####
32 PRINT AT 21,0;">>>>>>>>>>
33 >>>>>>>>>>>>>>>>>>>
34 PRINT AT 20,24;"
35 PRINT AT C,0;"
36 PRINT AT 20,G;" AT 20,G+1
37 AT 20,G+1;" AT 20,G-1;"
38 AT 20,G+10-1;" AT 20,G+10+1;"
39
40 IF C<20 THEN PRINT AT C-1,D
41 -1
42 IF D>0 THEN PRINT AT C,D-1;
43
44 IF INKEY$="5" AND D>0 THEN
45 LET D=D-1
46 IF INKEY$="8" AND D<E THEN
47 LET D=D+1
48 IF D=E-1 THEN LET SCORE=500
49 +10
50 IF D=E-1 THEN LET F=F+1

```

```

82 IF F=8 THEN GOTO 700
90 IF D=E-1 THEN LET E=E+1
110 IF INKEY$="9" THEN GOSUB 30
120 IF INKEY$("<"9" AND C<20 THE
N GOSUB 400
121 IF INKEY$("<"9" AND C=20 AND
D=G OR D=G+10 AND C=20 THEN GOT
D 500
130 PRINT AT C,D;"*
135 IF D=24 AND C<20 THEN GOTO
600
140 LET K=K+1
141 IF B=15 THEN LET Z=1
142 IF K=3 THEN LET B=B+Z
143 IF K=3 THEN LET K=0
144 IF B=C THEN GOTO 200
150 PRINT AT 8,0;"#####
151 PRINT AT 8-1,0;"#####
152 PRINT AT 8-2,0;"#####
153 #####
160 IF B=C THEN GOTO 200
161 LET G=G-1
163 IF G=0 THEN LET G=10
165 PRINT AT 20,G;" AT 20,G+1
166 AT 20,G+1;" AT 20,G-1;"
167 AT 20,G+10-1;" AT 20,G+10+1;"
170 GOTO 50
180 CLS
211 LET A$="YOU WERE ELECTROCUT
ED"
220 FAST
221 FOR A=0 TO 8
222 RAND USR 820
223 NEXT A
224 SLOW
225 POKE 16515,30
226 RAND USR 16514
227 PRINT
228 FOR A=0 TO 10
229 PRINT
230 NEXT A
241 PRINT AT 5,10;"RIP"
242 PRINT AT 14,0;"A$ AT 17,0;"Y
OU HAD A SCORE OF ";SCORE
243 GOTO 900
244 LET C=C-1
245 LET D=D+1
246 RETURN
247 LET C=C+1
248 LET D=D+1
249 GOTO 50
250 PRINT AT C,D;"
251 FOR A=0 TO 50
252 NEXT A
253 CLS
254 LET A$="A BUG GOT YOU"
255 GOTO 229
256 PRINT AT C,D;"
257 FOR A=0 TO 50
258 NEXT A
259 CLS
260 LET A$="YOU JUMPED INTO THE
COMPUTERS' MICRO CHIPS"
261 GOTO 229
262 POKE 16515,30
263 RAND USR 16514
264 CLS
265 PRINT AT 5,8;"**WELL DONE**
266
270 PRINT AT 10,5;"YOU HAVE GOT
EIGHT BITS AND BUILT ONE BY


```

```

TE 100 PC
N1 BONUS"
745 LET SCORE=SCORE+100
750 PRINT
760 PRINT "YOUR SCORE IS NOW ";
SCORE
770 PRINT
780 PRINT "THE CPU HAS CALLED Y
OU TO GET ANOTHER BYTE BUILT U
P."
790 PRINT AT 21,0;"PRESS "P"
TO PLAY AGAIN"
791 IF INKEY$="" THEN GOTO 791
792 IF INKEY$("<"P" THEN GOTO 79
1
793 GOTO 13
900 FOR A=0 TO 100
910 NEXT A
920 CLS
925 IF SCORE>HS THEN GOSUB 960
930 PRINT "AGAIN(Y/N)?"
940 INPUT A$
950 IF A$="Y" THEN GOTO 4
951 IF A$="N" THEN NEW
952 GOTO 940
960 PRINT "YOU HAVE GOT THE HIG
H SCORE"
970 PRINT "ENTER NAME(12 CHARAC
TERS ONLY)"
980 INPUT D$
990 IF LEN D$>12 THEN GOTO 980
991 LET HS=SCORE
992 RETURN
993 STOP
1000 CLS
1001 PRINT "B@T@
1002 PRINT "YOU ARE AN ELECTRONIC
PULSE AND YOU HAVE TO COLL
ECT EIGHT BITS TO MAKE A BYTE
BEFORE AN ELECTRIC WIPE OUT
HAS SPREAD DOWN TO YOUR WIRE WH
ICH YOU ARE COLLECTING THE BITS
ON"
1003 PRINT "IF THE WIPE OUT HAS
REACHED YOUR WIRE YOU WILL BE ELE
CTROCUTED. SEEMS EASY,OR IS IT?"
1004 PRINT "THERE ARE SOME BUGS
GOING ALONG YOUR WIRE WHICH YOU
MUST JUMP OVER,IF YOU CAN'T J
MP OVER THEM IN TIME THEN MOVE LE
FT THEN JUMP"
1005 PRINT "KEYS-5 LEFT/8 RIGHT/
9 JUMP"
1006 PRINT "10 POINTS ARE AWARDE
D FOR EACH BIT AND 100 FOR MAKI
NG A BYTE"
1007 PRINT "THE GAME INCLUDES MA
CHINE CODE AND @@@@ GRAPHICS"
1008 PRINT AT 21,0;"PRESS ANY KE
Y TO CONTINUE"
1009 IF INKEY$="" THEN GOTO 1009
1010 CLS
1011 GOTO 3
9000 REM **MACHINE CODE**
**HEX LOADER**
9010 LET H$="3E04ED47C9"
9011 FOR A=16514 TO 16518
9012 POKE A,16+(CODE H$(1)-26)+C
ODE H$(2)-26
9013 LET H$=H$(3 TO )
9014 NEXT A
9015 RETURN
9999 SAVE "BYT@"
9999 RUN

```







```

341 IF S$="C" THEN PAUSE 50
342 IF S$="C" THEN PRINT AT 18,
0;"

```

```

344 IF S$="C" THEN GOTO 20
345 IF S$(">") THEN GOTO 339
350 LET G=INT (RND*4)+1
351 FOR I=1 TO 20
360 IF G<3 THEN PRINT AT 21,9;
"GAMBLE LOST"
361 IF G<3 THEN PRINT AT 21,9;
"GAMBLE LOST"
370 IF G=3 THEN PRINT AT 21,9;"
GAMBLE WON"
371 IF G=3 THEN PRINT AT 21,9;"
GAMBLE WON"
372 NEXT I
373 PAUSE 100
375 PRINT AT 21,0;"

```

```

380 IF G=3 THEN LET S=S+U
390 IF G<3 THEN PAUSE 200
392 IF G<3 THEN PRINT AT 18,0;

```

```

395 IF G<3 THEN GOTO 20
400 GOTO 310
1800 REM GOT £5
1900 IF DD=1 THEN RETURN
1901 LET DD=1
1902 CLS
1903 PRINT "*****"
1904 PRINT "*****"
2000 PRINT "WELL DONE, YOU MA
Y LEAVE THE SLOTS (L) OR CONTINUE
PLAYING BUT YOU WILL WIN OR LOS
E (P)"
2500 PRINT "*****"
2501 PRINT "*****"
2505 LET BM=10
2600 INPUT X$
2605 IF X$="P" OR X$="L" THEN GO
TO 3700
2650 GOTO 2600
2700 IF X$="P" THEN CLS
2701 IF X$="P" THEN GOTO 20

```

```

2800 IF X$="L" THEN PRINT "A WIS
E DISITION.YOU MUST HAVE A LOT
OF WILL POWER OR YOU ARE IN A HU
RRAY."
2801 PRINT AT 15,5;A$;" TAKEN,5
£";M
3000 STOP
3100 LET E=INT (RND*10)+2
3104 LET N=0
3105 FOR I=1 TO 10
3110 PRINT AT 18,0;"?????????????"
NUDGES?????????????"
3112 PRINT AT 18,0;"*****"
3120 NEXT I
3122 LET U=1
3150 PRINT AT 18,0;"YOU HAVE GOT
A TOTAL OF "E;"NUDGES"
3160 FOR I=1 TO 15
3165 REM PAUSE
3170 NEXT I
3200 IF U=5 THEN PRINT AT 18,0;"

```

```

3205 IF U=5 THEN RETURN
3206 IF U=4 THEN PRINT AT 18,0;"
3207 IF U=4 THEN RETURN
3210 PRINT AT 19,0;"DO YOU WANT
TO NUDGE ROW "U;" (Y/N)"
3211 LET U=U+1
3212 INPUT I$
3213 IF I$="Y" OR I$="N" THEN GO
TO 3215
3214 GOTO 3212
3215 IF U=4 AND I$="N" THEN PRIN
T AT 18,0;"

```

```

3216 IF U=4 AND I$="N" THEN RETU
RN
3222 IF I$="N" THEN GOTO 3210
3223 LET U=INT (RND*7)+1
3230 PRINT AT 19,0;"DO YOU WANT
TO NUDGE P P OR DOWN"
3240 INPUT D$
3250 IF D$="U" OR D$="D" THEN GO
TO 3260

```

```

3255 GOTO 3240
3260 PRINT AT 19,0;"HOW MANY NUD
GES UP OR DOWN ?"
3261 INPUT O
3262 IF O<0 OR O>E THEN GOTO 326
1
3263 IF U=2 THEN LET J=Y
3264 IF U=3 THEN LET J=T
3265 IF U=4 THEN LET J=Z
3266 LET B$(10)="?"
3267 LET B$(9)="$"
3268 LET B$(8)="$"
3269 LET B$(7)="$"
3270 LET B$(1)="$"
3271 LET B$(2)="$"
3272 LET B$(3)="$"
3273 LET B$(5)="$"
3274 LET B$(4)="$"
3275 LET B$(6)="$"
3276 LET P=0
3280 IF D$="U" THEN LET P=P+O
3282 IF P>10 THEN LET P=P-10
3285 IF D$="U" THEN LET J=P
3286 IF P<1 THEN LET P=P+10
3287 IF D$="D" THEN LET J=P-O
3288 IF D$="D" THEN LET J=P
3290 IF J<1 THEN LET J=J+3
3292 IF J<1 OR J>10 THEN GOTO 32
80

```

```

3999 LET N=U-1
4000 PRINT AT 7,14+2*N;B$(J)
4001 IF U=2 THEN LET A$(1)=B$(J)
4002 IF U=3 THEN LET A$(2)=B$(J)
4003 IF U=4 THEN LET A$(3)=B$(J)
4010 LET E=E-O
4030 GOTO 3150
4111 REM LET B$="$X$="P.O"
5000 STOP
5001 SAVE "J9"
5002 RUN
5003 STOP
6000 REM HOLD
6001 LET TT=1
6002 LET RT=0
6003 LET RO=0
6004 LET RR=0
6010 FOR I=1 TO 50
6100 PRINT AT 18,0;"*****"

```

```

6101 FOR U=1 TO 4
6102 REM
6103 NEXT U
6104 PRINT AT 21,9;"PRESS A KEY"
6110 PRINT AT 18,0;"((((((((((((((((
)HOLD((((((((((((((((((((
6111 IF INKEY$="" THEN NEXT I
6112 PRINT AT 18,0;"*****"
6113 PRINT AT 19,0;"*****"
6114 PRINT AT 21,0;"*****"
6118 IF TT=4 THEN PRINT AT 18,0;

```

```

6119 IF TT=4 THEN RETURN
6120 PRINT AT 20,0;"DO YOU WISH
TO HOLD REEL=";TT;" "
6130 INPUT O$
6135 IF O$="Y" OR O$="N" THEN GO
TO 6139
6136 GOTO 6130
6139 REM HOLD IF RO=1 THEN ROW 0
NE IS HELD
6140 LET TT=TT+1
6150 IF O$="Y" AND TT=2 THEN LET
RO=1
6160 IF O$="Y" AND TT=3 THEN LET
RT=1
6170 IF O$="Y" AND TT=4 THEN LET
RR=1
6200 GOTO 6118
6500 LET M=1
6501 DIM A$(3)
6502 LET BM=4
6505 FOR F=1 TO 3
6510 LET A$(F)="$"
6515 NEXT F
6520 LET K=0
6521 PRINT
6522 PRINT
6523 PRINT
6524 PRINT
6525 PRINT
6526 PRINT
6527 PRINT
6528 PRINT
6529 PRINT
6530 PRINT
6540 PRINT "
6550 PRINT "
6560 PRINT "
6570 PRINT "
6580 PRINT "
6590 PRINT "
6620 PRINT "
6630 PRINT "

```

```

6650 FOR I=1 TO 35
6660 REM PAUSE
6700 NEXT I
6720 CLS
7000 RETURN
8000 SAVE "JACPO"
8001 RUN

```



**J**ackpot is a game popular with program writers. This 16K ZX-81 simulation of a Fruit machine was written by T Guillatt of Doncaster. Each roll costs 10p, and three of a kind produces a win of £1.



# You've got it



# Licked



INFINITE lives for the game **Booty**. Type in:  
 10 BORDER 0: PAPER 0:  
 INK 0  
 20 CLEAR 26870  
 30 LOAD "" SCREEN\$  
 40 LOAD "" CODE  
 26880  
 50 RANDOMISE USR  
 26880  
 60 POKE 58294,0  
 70 RANDOMISE USR  
 52500

Run this and then play the program into your Spectrum.

**Robert Caldecott,**  
 London SW18



**HELP WITH Skooldaze.**  
 In the Map Room, wait until Mr Withit turns up, stands outside the classroom and speaks. He then enters, and you should follow him to the map. When he turns round, move behind him and do the same. Fire from this position.

In the Reading Room, sit on the back seat. During the lesson stand up and fire.

At Playtime you can move between the White Room and Green Room. You should be positioned just behind the stairs going up and facing left. You can then fire into the Green Room and dodge up the stairs.  
**Brian Lace,**  
 Shirland, Derbys

**TO REACH the planet in Death Star Interceptor** without being killed, fly as high as you can in the top right hand corner.  
**Andy Herrod,**  
 Gt Bookham, Surrey

**HAVING trouble using the vulture in Rocket Man?** To flap you must keep pressing the jump/thrust/flap key.  
**Paul Beards,**  
 Rugby, Warks



**TO ESCAPE from the hotel in Valkyrie 17** go east from the bottom of the staircase. Get the snowshoes from the cupboard, go upstairs to the laundry and get the sheets. Tie the sheets and cross the landing to the window. Open the window, go out, go south, go in. Tie the sheets to the bed, climb out and climb down.  
**J Williams,**  
 Jon Pentrie, Glamorgan

**FINDERS KEEPERS:** To pass the Puss without Boots drop the sulphur and charcoal on the salt-petre to make gunpowder and then drop the magic flame on the salt-petre to blow up Puss. Try combining the empty bottle with the model of the Cutty Sark, the pile of mud with the spark of life, the philosopher's stone with the bar of lead and the broken sword with the blacksmith.  
**Darren Hipkins,**  
 Dudley, West Midlands



WHEN YOU have passed the second wall in **Airwolf** wait until the radars have fired and then fly straight into the next room. Shoot the box and fly back into the radar room. The wall on the left now has an exit.  
**Kevin McNamara,**  
**Oldham, Manchester**

ONCE YOU have picked up the fire extinguisher from the lift in **Pyjamar-ama** go to floor one, out of the lift, through the second door you come to, up the tea chests, out of the window, along the roof, down the chute. Walk over the fire and down the next chute. Quickly walk left, take the square key, keep walking left.

In the bedroom, go through the door on your right, down the stairs,

through two more rooms, and downstairs to the start. Through the white door and turn left to the room with the vicious plants.

Exchange the water bucket for the fuel can and leave again down the stairs on the right, into the lift room, hit box number one, leave, walk through the first door you come to and the fuel can can be filled.

**M J Hughes.**

# Pen-friends

**Trevor Corner, 17 Burnham Road, Epworth, nr Doncaster, S Yorkshire ON9 1BX** purchased a Spectrum Plus just before Christmas, having owned a 48K Spectrum for two years. He has a very good knowledge of Basic and machine code and knows a little about Forth. He enjoys playing commercial games as well as writing his own programs, and would like to find penfriends who share his interests in order to swap hints, tips and listings.



**Andrew Turner, 5 Holbrook Road, Fleckney, Leicester LE8 0BT** would like a penfriend between the ages of 12 and 14 who enjoys Ultimate and arcade games.

**Finnur Hardarson, Reynivollum 10, 700 Egilstodum, Iceland** is sixteen years old and would like to swap games, hints and tips. He owns around 300 games, most of them fairly new.

**Mr Carmel Galea, "Anncar-Hse", Liedna Str, Fgura, Malta GC** would like help with programming. In return he can send lots of information about the sunny island of Malta.





# BOMB

**S**TAYING at the seaside you discover that a bomb has been planted in a nearby hotel. Rushing to the scene, you begin to search for it. This proves tricky as the hotel has 50 floors, with 25 corridors on each floor and 15 rooms on each corridor. You only have time in which to search 20 rooms. Luckily, you have with you a bomb detector which will give you a reading between one and ten. The reading will go up when you are warm and down when you are cold.

**Seaside Bomb** was written for the Spectrum Plus by Ian Cummings of Lincoln.

## How it Works

First the screen is cleared. This is not necessary for the first game, but will be useful in subsequent ones. Values are then chosen for the variables *a*, *b* and *c*. *A* is the floor number of the bomb, so a whole number between one and fifty is selected. *B* is the corridor number of the bomb, so the value is between one and twenty five. *C* will be the room number, so the random number selected is between one and 15.

*I* will be the number of rooms searched. This is set to zero in line 80, and is immediately raised

to one as the player begins a first search.

The program next asks for the player to input a guess at the room number. This guess is filed in memory as value *x*. If *x* is less than zero or greater than 50, the program will ask for a more sensible guess. Line 110 asks for a guess at the corridor number, and this guess is stored under the heading *y* if it proves to be a sensible guess. Line 120 asks for a guess of the room number. This guess is also checked, and then stored under heading *y*.

The working of the bomb detector begins on line 130. The actual floor number is compared with your guess (that is, the value of *a* is compared with *x*). The difference is filed under the heading *l*. The following lines work out the difference between your guess at the corridor number, and the actual corridor number and between your guess at the room number and the actual room number. These new results are stored under the headings *m* and *n* respectively.

If, for example, the bomb was on floor 14, corridor 14, room 14, and you had guessed that it was on floor one, corridor two, room three, the value of *l* would be 13,

the value of *m* would be 12 and the value of *n* would be 11.

Of course, if the bomb had been on floor 14, and the player had guessed it was on floor 50, the result of these calculations would have been a minus number. Lines 150 to 153 therefore change any minus numbers to positive numbers by the use of the function **ABS**.

The three positive numbers are then added together to form *q*, the bomb detector's initial finding. Before this is printed on screen the program checks whether the value of *q* is zero. This would, of course, indicate that there had been no difference at all between your guesses and the correct answers and you had therefore given the right answer. In this case the computer would simply jump a whole section of program and go to the win routine on line 271.

As the value of *q* could be very large, and is not necessarily between one and ten, line 170 changes it to a fraction and then multiplies it by ten, to produce a clear result for the bomb detector. Your guesses are then printed on screen, followed by the reading on the bomb detector.

The program then checks the



value of i, which was the number of rooms searched. If the value is 20 the player has run out of time, and the computer will skip to the out of time part on line 230.

If the player is not out of time, the computer will go back in the program. The instruction is to go back to line 85 but, as there is no line 85, the computer will simply go to the next line following that. In this case it will return to line 90, increase the number of rooms searched by one and then carry on.

Immediately after the main section of the program is the out of time routine. This begins by printing BANG on the screen, and then follows this by telling the player what the correct results were. When this has been done, the computer skips to line 300 to check whether you want to play again.

The win routine begins on line 271. The computer will only reach this line if it has been sent there by line 161 which checked whether all your guesses were correct. The win routine tells you

that you were correct and prints the correct answers on the screen. The computer then moves straight on to line 300 and asks whether you would like to play again. If the answer is yes or y, the computer returns to the beginning of the program. If any other answer is given it will stop.

```
20 CLS
50 LET a= INT ( RND *50)+1
60 LET b= INT ( RND *25)+1
70 LET c= INT ( RND *15)+1
80 LET i=0
90 LET i=i+1
100 INPUT ; INK 1;"Which floor
do you think the bomb is on?(1-5
0)";x
101 IF x<0 THEN GO TO 100
102 IF x>50 THEN GO TO 100
110 INPUT INK 2;"Which corrido
r do you think the bomb is on?(1
-25)";y
111 IF y<0 THEN GO TO 110
112 IF y>25 THEN GO TO 110
120 INPUT INK 4;"Which room do
you think the bomb is in?(1-15)
";z
121 IF z<0 THEN GO TO 120
122 IF z>15 THEN GO TO 120
130 LET l=a-x
140 LET m=b-y
150 LET n=c-z
151 LET l= ABS (l)
152 LET m= ABS (m)
153 LET n= ABS (n)
160 LET q=1+m+n
```

```
161 IF q=0 THEN GO TO 270
170 LET q=((1/q)*10)-0.0005
190 PRINT INK 1;x;" "; INK 2;y
;" "; INK 4;z;" "; INK 0;" signa
l strength = ";q
210 IF i=20 THEN GO TO 230
220 GO TO 85
230 GO SUB 350
231 LET a$="BANG"
232 PRINT INK 1; TAB 14;a$
240 PRINT
250 PRINT INK 5;"You ran out o
f time and are now laid in a hea
p with the hotel on top of you.Y
ou may not feel too well!"
252 PRINT INK 1;"The floor was
";a
253 PRINT INK 2;"The corridor
was ";b
254 PRINT INK 4;"The room was
";c
260 GO TO 300
271 PRINT PAPER 1; INK 6; FLAS
H 1;" YOU ARE RIGHT !!!"
273 PRINT INK 5;"You only had
to search ";i;" rooms to discove
r that:- "
276 PRINT "The floor was ";a
277 PRINT "The corridor was ";b
278 PRINT "The room was ";c
280 PRINT INK 3;"Well done!!!
You have saved the hotel.Go to B
uck House and collect an O.B.E."
```


```
300 INPUT "Do you want another
go? (yes or no) ";b$
310 IF b$="yes" OR b$="y" THEN
GO TO 20
320 STOP
```

## BEGINNER

## FLASHING BORDER

**A**DD COLOUR to your programs with this Flashing Border routine. It instantly changes the attributes around the edge of the screen. Call it up in a longer program with the command RAND USR 32000.

Written for the Spectrum or Spectrum Plus by M Jackson of Orpington, Kent. Underlined letters are those to be entered in graphics mode.



```
10 DATA 6,0,33,0,88,17,32,125,
26,254,0,200,54,135,79,9,19,195,
8,125
20 FOR f=32000 TO 32019: READ
a: POKE f,a: NEXT f
30 FOR f=32032 TO 32063: POKE
f,1: NEXT f
40 FOR f=32064 TO 32102 STEP 2
: POKE f,31: POKE f+1,1: NEXT f
```

```
50 FOR f=32103 TO 32135: POKE
f,1: NEXT f
60 DATA 255,129,129,129,129,12
9,129,255
70 FOR f=0 TO 7: READ a: POKE
USR "a"+f,a: NEXT f
80 FOR f=0 TO 31: PRINT AT 0,
f;"A"; AT 21,f;"A"
90 IF f<22 THEN PRINT AT f,0
```

```
; "A"; AT f,31;"A"
100 NEXT f
110 FOR f=0 TO 255: POKE 32013,
f: RANDOMIZE USR 32000
115 FOR q=1 TO 5: BEEP .005,(f/
5)+g: NEXT g
120 NEXT f: GO TO 110
```



# JACK IN THE BOX

```

5 LET hi=10
10 FOR a=65368 TO 65375: READ
b: POKE a,b: NEXT a
20 DATA 126,129,165,129,129,18
9,129,126
30 LET a=10: LET b=15: LET c=7
: LET d=12
40 LET s=0: LET l=3
50 PAPER 7: INK 0: BORDER 5: C
LS : LET a$="(ig5) (g5)": LE
T b$="
60 PRINT #1; AT 1,0; INK 1;"SC
ORE=";s; AT 1,25;"LIVES=";l; AT
1,13; PAPER 6; INK 2; BRIGHT 1;"
HI=";hi
70 PRINT AT c,d; INK 3;"(ig4:
5*g3;g7)": AT c+1,d;a$; AT c+2,d
;a$; AT c+3,d;a$; AT c+4,d;a$; A
T c+5,d;a$; AT c+6,d;"(ig1:5*ig3
:ig2)"
80 PRINT AT a,b; BRIGHT 1;"A"

90 LET a=a+( INKEY$ ="a")-( IN
KEY$ ="q")
100 LET b=b+( INKEY$ ="p")-( IN
KEY$ ="o")
105 BEEP .01,b
110 PRINT AT c,d;b$; AT c+1,d;
b$; AT c+2,d;b$; AT c+3,d;b$; AT

```

```

c+4,d;b$; AT c+5,d;b$; AT c+6,d
;b$
120 LET e= INT ( RND *4)+1
130 IF e=1 AND c>0 THEN LET c=
c-1: GO TO 170
140 IF e=2 AND c<15 THEN LET c
=c+1: GO TO 170
150 IF e=3 AND d>0 THEN LET d=
d-1: GO TO 170
160 IF e=4 AND d<25 THEN LET d
=d+1
170 IF a <= c OR a >= c+6 OR b
<= d OR b >= d+6 THEN LET l=l-1
: LET a=c+3: LET b=d+3: PRINT #1
; AT 1,31; INK 1;l: FOR f=10 TO
-10 STEP -.5: BEEP .01,f: NEXT f
: IF l=0 THEN GO TO 200
180 LET s=s+1: PRINT #1; INK 1;
AT 1,6;s
190 GO TO 70
200 PRINT AT 10,11; INVERSE 1;
"GAME OVER": BEEP 1,0
210 PAUSE 100
220 PRINT AT 10,2; PAPER 6;"Pr
ess any key to play again.": BEE
P 1,2
230 PAUSE 0: BEEP 1,4
240 IF s>hi THEN LET hi=s
250 GO TO 30

```



**J**ack is a very insecure character. In fact, he is so insecure that he will die if he ventures outside his box. This would be difficult enough in normal circumstances, but is made almost impossible by the fact that his box keeps moving around.

Keep Jack in the Box for as long as possible.

Written for the Spectrum or Spectrum Plus by Andrew Prosser of Abbeydal, Gloucester.

Underlined letters are explained in detail on page five.

# BEGINNER

# WHITE NOISE

```

10 CLEAR 32580
11 FOR f=32581 TO 32597
20 READ a: POKE f,a:
30 NEXT f
40 DATA 33,00,10,43,126,211,25
4,6,7,5,32,-3,175,132,200,24,-14

50 RESTORE 40
60 RANDOMIZE USR 32581
65 PRINT AT 10,0;"POKE 32589,
n= frequency"
66 PRINT : PRINT "(n) is a NO.
between -255 & +255"
70 GO TO 60

```

**E**xplosions, celebrations, congratulations. All occasions when your programs need livening up with a special routine. Try White Noise, written for the Spectrum or Spectrum Plus by Trevor Tye of Middlesborough, Cleveland. Run the program to produce an exploding border and metallic shriek.





```

10 LET hs=0: OVER 0
20 LET sc=0: RESTORE : BORDER
0: PAPER 0: INK 1: BRIGHT 1: CLS
: LET s= INT ( RND *3+16): LET
x=10: LET y=5: LET a1=-1: LET b1
=1: LET n=9
30 FOR b=USR "a" TO USR "a"+
15: READ c: POKE b,c: NEXT b
50 PRINT INK 6: " SCORE ":sc;
TAB 13;"HIGH ":hs; TAB 24;"9 BAL
LS"....
60 FOR a=1 TO 6: READ b: INK b
70 PRINT "BBBBBBBBBBBBBBBBBBBB
BBBBBBBBBBBB"
80 NEXT a
85 INK 1
90 LET z= ATTR (x,y) <> 65 AND
ATTR (x,y) <> 67
95 PRINT AT x,y: INK 5;"A"
100 LET s=s+( INKEY$ ="B")-( IN
KEY$ ="5"): LET s=s+(s=-1)-(s=26
): PRINT AT 21,s: INK 3;" ----
"
110 LET a1=a1-2*a1*z-2*(x=21)+2
*(x=2): LET b1=b1+2*(y=1)-2*(y=3
0): IF z THEN LET sc=sc+1: BEEP
.01,45-2*x: PRINT AT 0,7: INK
6;sc
115 LET s=s+( INKEY$ ="B")-( IN
KEY$ ="5"): LET s=s+(s=-1)-(s=26
): PRINT AT 21,s: INK 3;" ----
"
120 PRINT AT x,y;"-": LET x=x+
a1: LET y=y+b1: IF (y<s+1 OR y>s
+4) AND x=21 THEN GO TO 140
125 IF sc=180 THEN PRINT AT 3
,0: RESTORE 1020: GO TO 60
130 GO TO 90
140 PRINT AT 10,11: INK 2: PAPER
7: MISSED! ": AT x,y: INK 2:
PAPER 0:"A": BEEP 1,-10
150 LET n=n-1
160 IF n=0 THEN GO TO 200
170 PRINT AT 0,24: INK 6;n
180 FOR q=1 TO 250: NEXT q: PRI
NT AT 10,11;" " : AT x,
y;" "
185 LET x=10
190 GO TO 90
200 PRINT AT 10,7: INK 6: PAPER
1:"YOUR SCORE IS ":sc
205 IF sc>hs THEN LET hs=sc
210 PRINT AT 0,18: INK 6;hs; A
T 12,3: INK 3: PAPER 7: FLASH 1:
"HIT ANY KEY TO PLAY AGAIN"
215 IF INKEY$ <> "" THEN GO
TO 215
220 IF INKEY$ =" " THEN GO TO
220
230 GO TO 20
1010 DATA 126,255,255,255,255,25
5,255,126,0,0,127,127,127,127,12
7,127
1020 DATA 2,2,6,6,4,4

```



## BREAKOUT

An old favourite for both the Spectrum and Spectrum Plus, Breakout, programmed here by Paul Johnson from Nottingham.

Keep the ball bouncing by positioning your bat beneath it. Your aim is to knock all the bricks out of the wall above you.

See page five for graphics instructions.

## DIRECTORY

Keep records of the phone numbers of up to a hundred of your friends with Directory, written for the 16K ZX-81 by Timothy Moore of Dawlish, Devon.



```

REM **TELEPHONE DIRECTORY**
REM TYPE LINE 0 AS LINE 1 A
ND USE POKE 16510,0 TO MAKE IT L
INE 0
100 LET AM=100
101 PRINT "TELEPHONE DIRECTORY"
102 PRINT "DIRECTORY EMPTY"
103 PRINT "PRESS A KEY TO ENTER
DIRECTORY"
104 PAUSE 4E4
105 CLS
106 PRINT "TELEPHONE DIRECTORY"
107 PRINT AT 1,0:"AMOUNT OF NUM
BERS TO ENTER=";AM
108 DIM N$(100,15)
109 DIM N(100)
110 FOR A=1 TO 100
111 PRINT "ENTER NAME,USE-9999
TO EXIT"
112 INPUT J$
113 IF J$="-9999" THEN GOTO 100
114 LET N$(A)=J$
115 PRINT "ENTER NUMBER"
116 INPUT NUMB
117 IF NUMB=-9999 THEN GOTO 100
118 LET N(A)=NUMB
119 PRINT AT 3,0;"
72 PRINT AT 1,0;"
";AT 2,0;"

```

```

73 LET AM=AM-1
74 PRINT AT 1,0:"AMOUNT OF NUM
BERS TO ENTER=";AM
80 NEXT A
100 CLS
105 PRINT AT 0,0:"TELEPHONE DIR
ECTORY"
110 PRINT AT 1,0:"OPTIONS-"
120 PRINT "1-SEARCH"
130 PRINT "2-UPDATE";AT 4,0;"3-
SAVE"
131 INPUT A$
132 IF A$="1" THEN GOTO 200
133 IF A$="2" THEN GOTO 400
134 IF A$="3" THEN GOTO 500
201 PRINT AT 3,0;"
";AT 4,0;"
202 PRINT AT 1,0;"
";AT 2,0;"
210 PRINT AT 1,0;"1-SEARCH NAME
S"
220 PRINT "2-SEARCH NUMBERS"
221 INPUT A$
222 IF A$="1" THEN GOTO 290
223 PRINT "ENTER NAME"
224 DIM T$(1,15)
225 INPUT T$(1)
226 PRINT "SEARCHING"
227 FOR A=1 TO 100
228 IF T$(1)=N$(A) THEN SCROLL
229 IF T$(1)=N$(A) THEN PRINT "
FOUND...NO.":A
230 IF T$(1)=N$(A) THEN SCROLL
231 IF T$(1)=N$(A) THEN PRINT T
$(1),N(A)
250 NEXT A
270 SCROLL
271 PRINT "PRESS A KEY"
273 PAUSE 4E4
274 CLS
275 GOTO 100
300 PRINT "ENTER NUMBER"
310 INPUT NU
320 PRINT "SEARCHING"
330 FOR A=1 TO 100
340 IF NU=N(A) THEN SCROLL
350 IF NU=N(A) THEN PRINT "FOUN
D...NO.":A
360 IF NU=N(A) THEN SCROLL
370 IF NU=N(A) THEN PRINT NU,N$
(A)
380 NEXT A
390 GOTO 270
410 PRINT "WHICH NO."
420 PRINT "IF YOU DON'T KNOW TY
PE -9999 AND USE OPTION 1"
430 INPUT NO
431 IF NO=-9999 THEN GOTO 100
432 PRINT "ENTER NAME"
433 INPUT N$(NO)
434 PRINT "ENTER NUMBER"
435 INPUT N(NO)
436 GOTO 100
500 PRINT "ENTER FILENAME"
510 INPUT F$
520 PRINT "PRESS A KEY"
530 PAUSE 4E4
540 SAVE F$
550 GOTO 100
9999 SAVE "TELE"
9999 RUN

```

## BEGINNER





lowed, will take complete control of the colonists in their unrelenting task to build a paradise. Kim now fights to return status quo to the City of Enoch.

Return to Eden concludes when Kim gains the position of Mayor of Enoch, but there is still a final adventure left to complete. . .

**Worm in Paradise** will complete the **Silicon Dream** trilogy on its release later this month.

Not only does it complete an excellent set of adventures, but the graphics will stimulate your visual powers.

# THE WORM

## Colette McDermott explores the final part of Level Nine's Worm in Paradise adventure game trilogy.

**T**HE YEAR is 2344AD. It is forty years since the starship Snowball left Earth with its first cargo of humans bound for Planet Eden, where the City of Enoch has been created for them by pre-programmed robots.

In the first Level Nine adventure in the trilogy the starship, **Snowball**, is attacked by robots attempting to drive the ship off course.

The attack is made easier with the passengers and crew travelling in a state of hibernation. However, Kim Kimberley, secret agent, is also travelling, incognito, onboard the starship, fully conscious in case such an event should occur.

In the first mission Kim, aided by you, is charged to protect the ship. This she does by gaining control of the ship's main console and putting Snowball back on course.

Having completed this adventure, or not, whichever the case may be, you might have tried the second part of the trilogy, **Return to Eden**, released in October 1984.

Snowball has reached Eden. The passengers and crew awaken and discover, so they think, from tapes recording the journey, that Kim was the failed saboteur.

## Humans take part in YTS courses on how to watch paint dry.

She is tried, found guilty and sentenced to death.

The adventure begins with Kim on Eden, running for her life with Snowball hot on her trail. She seeks the sanctuary of the Doomed City of Enoch.

However, Kim arrives near the City and realizes that things are not right. The robots are fighting in the jungle surrounding the city in a frenzied attempt to control it.

Inside the city the robots have developed far beyond the capabilities of the humans and, if al-

Kim is still Mayor, although her involvement in the final adventure is limited, if not non-existent.

While Return to Eden had distinctly left wing political overtones. Pete Austin, designer and member of the family team at Level Nine, said "We are now balancing the politics of Eden by making Worm a realistic right wing state. This is the future, I think, if Maggie Thatcher were to remain in power until the 24th Century. It's a political science fiction."

Although the City of Enoch has changed due to Kim's efforts, robots still carry out the daily tasks, leaving humans free to pursue pleasure activities.

Even the essential services: policing, cleaning and medicine are carried out by robots.

Law and order are maintained with the addition of dog collars worn by humans. This enables strict control over all activities and effectively allows the police to spy on your character.

Not that the police really need to do so anymore. Humans take part in such basic chores; YTS courses on how to watch paint dry, for example, that their brains are dulled. Many of them happy to remain, non-classed non-entities in the City of Enoch.

They spend their 10 hour metric days visiting the Dream Pal-

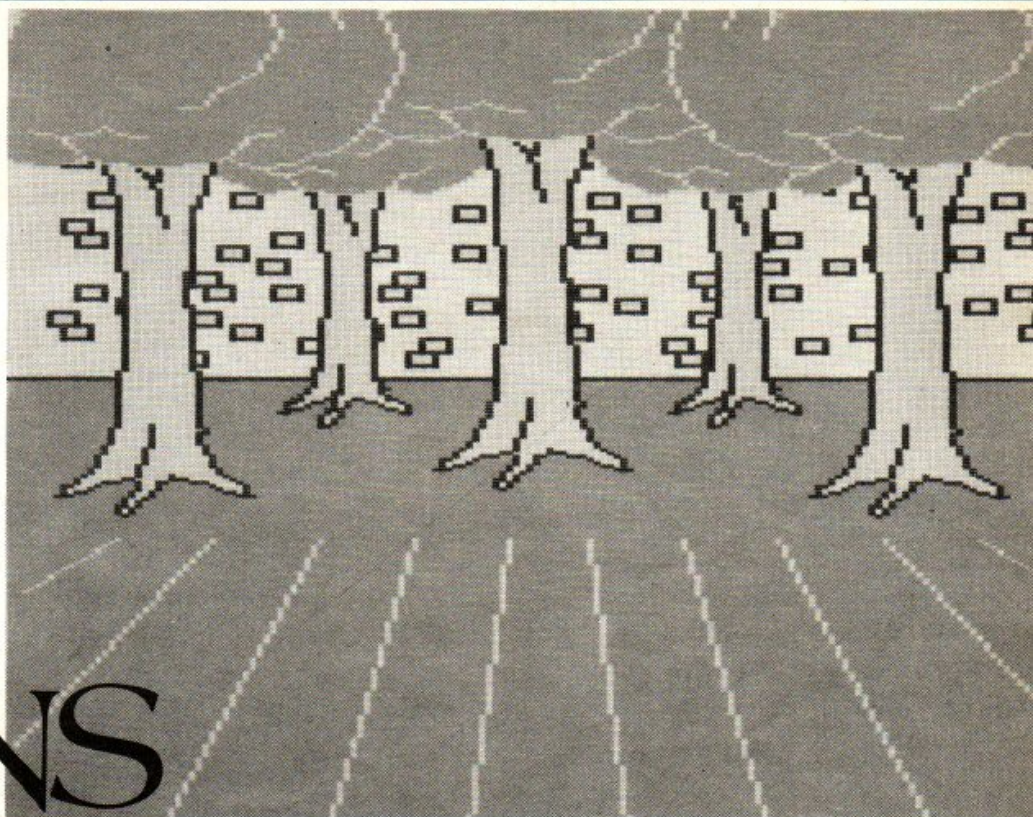


aces, the equivalent to our modern day arcade halls. Here they sit, helmets upon heads, relaxing and indulging themselves in trivial pursuits, puzzle solving and other minor activities.

Yes, in Enoch it is the norm to regress through life totally devoid of ambition.

Our adventure through Worm in Paradise begins with a non-entity on a trip in the Dream Palace. A malfunction develops and his dream becomes a nightmare.

So major is the effect upon him that he questions his whole existence and starts to fight the sys-

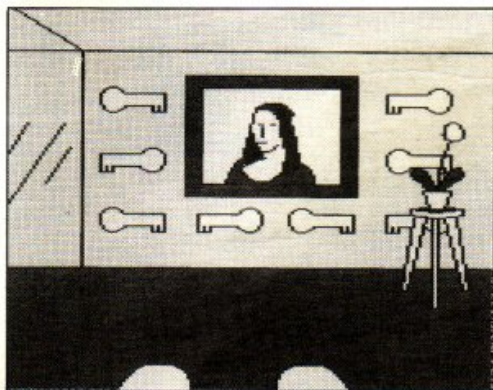


# TURNS

tem, thus saving the world.

Driven by his new found nature he decides to gain a higher position in life. It is your job to help him attain this higher station.

The title of the final adventure



has been carefully chosen. Enoch is meant to be paradise but this creature has turned, like a worm, against the system.

Your journey requires that you gain creds, local currency, and improve your score, and so become a higher status being.

Creds are important for a variety of reasons, such as buying useful and important objects to aid you on route.

You would be wise to get A Dagget, the dog. Despite his tedious ability to make smart alec remarks he will actually do you a great service at the end of the adventure, if you make it!

Earning creds is another ave-

nue open to you. This you can do by working. There are also many dishonest ways to get creds.

Remember the police? You can sell them information, or you can hold it back if it proves more profitable to do so. Buying a camera might prove very useful here.

Privatized hospitals will buy organs and limbs, although selling off some parts of your body will cause side effects.

Important information can be gained by reading newspapers and magazines. You can improve your status in society considerably by being interviewed on television.

Being invited to society functions is yet another clever tactic to improve your score and ensure rapid upward mobility.

Associates gained along the way will help you to obtain better jobs, more creds and an even higher social position.

En route, for example, you may have the opportunity to become MD of a company, but you must get past a carpet blocking your way.

When things become too hectic for you, try going to the Dream Palace, to relax and solve minor puzzles. This will refresh you and give clues to the main adventure.

Snowball was a pure text adventure, Return to Eden had text with graphics which occupied

the top centre third of the screen with the text written in a gothic style.

The Worm in Paradise graphics occupy the complete top half of the screen, and the text, by popular request, has reverted to a more readable typeface.

Like the previous two, it uses 35K of text. "This has been achieved by compressing common groups of characters," says

**Selling off some parts of your body may cause side effects.**

Pete Austin.

The team have further developed the game so that the text may be read and commands pictures are appearing on screen.

Worm in Paradise recognizes over 500 command words with 220 different pictures and locations. Work began on it last Christmas, although the three brothers, Peter, Nick and Michael have been writing other programs, such as **Red Moon**, at the same time.





# HELL HOLE

**Y**ou play the part of Fred the Fearless, a bold young knight who has travelled far in search of Tom the Terror. At last, you have him cornered in the Hell Hole. Dare you enter, and face the evil creatures that lurk there?

Written for the 16K ZX-81 by Nicholas Phillips of Porthcawl, Mid Glamorgan.

```
1 PAUSE 50
2 CLS
3 LET S=500
4 LET W=0
5 LET IS="HELL HOLE PRESENTED
BY NICK"
6 LET IS=IS(2 TO )+IS(1)
7 PRINT AT 10,0;IS
8 IF INKEY$="" THEN GOTO 5
9 CLS
10 PRINT AT 5,15;"H.H."
11 PRINT AT 6,15;"H.H."
12 PRINT AT 7,15;"H.H."
13 PAUSE 70
14 PRINT AT 8,20;"HELLO"
15 PRINT AT 9,6;"WELCOME"
16 PRINT AT 10,6;"TO"
17 PRINT AT 11,6;"THE"
18 PRINT AT 12,6;"HELL HOLE."
100 PAUSE 100
105 CLS
110 PRINT AT 0,10;"INSTRUCTIONS"
115 PRINT AT 1,1;"YOU ARE FRED
THE FEARLESS"
116 PRINT AT 2,1;"A BOLD YOUNG
KNIGHT"
117 PRINT AT 3,1;"YOU HAVE TRAV
ELLED FAR ON YOUR QUEST"
118 PRINT AT 5,1;"TO FIND THE
BARBARIAN TOM THE TERROR"
119 PRINT AT 7,1;"YOU HAVE 500
POWER POINTS IN WHICH TO DEFEAT
TOM AND HIS MONSTER GUARDIANS."
120 PRINT AT 10,1;"YOU ENTER TH
E HELL HOLE"
125 PAUSE 500
126 CLS
```

```
130 LET Y=INT (RND+2+1)
131 IF Y=1 THEN LET P$="
WOLF"
132 IF Y=2 THEN LET P$="
WOLF"
133 PRINT "YOU PICK UP AN AXE"
134 PRINT AT 13,8;P$
135 PRINT AT 1,0;"ATTACKS YOU"
136 PRINT AT 3,0;"YOU HAVE";S;"
POWER POINTS"
137 PRINT AT 5,0;"HOW MANY POIN
TS?"
140 INPUT P
141 LET BB=INT (RND+110)+1
142 IF BB>P THEN GOTO 144
143 IF BB<P THEN GOTO 145
144 PRINT "YOUR DEAD..HA..HA."
145 STOP
146 PRINT "STRAIGHT THROUGH THE
HEART"
150 LET F=INT (RND+150)+1
151 PRINT "YOU HAVE";W+F;"TREAS
URE POINTS"
152 PRINT "YOU HAVE";S-P;"POWER
POINTS"
153 PAUSE 450
154 CLS
170 PRINT "THE PASSAGE TWISTS A
ND TURNS AND BEFORE YOU, YOU SEE
A"
171 PAUSE 200
```

```
172 PRINT AT 11,10;"
GREMLIN"
173 PAUSE 250
174 LET S=S-P
175 PRINT AT 8,0;"HOW MANY POWE
R POINTS?"
176 LET UV=INT (RND+120)+1
177 INPUT 0
178 IF UV>0 THEN GOTO 180
179 IF UV<0 THEN GOTO 182
180 PRINT "IT RIPS YOUR THROAT
OUT"
181 STOP
182 PRINT "YOU CUT IT IN HALF"
183 LET N=INT (RND+150)+1
184 LET S=S-0
185 PRINT "YOU HAVE ";W+N;" TRE
ASURE POINTS"
186 PRINT "AND HAVE ";S;" POWER
POINTS."
187 PAUSE 300
188 CLS
190 PRINT "THE PASSAGE TWISTS A
ND TURNS AND BEFORE YOU THERE IS
A DOOR"
191 PRINT "YOU ENTER"
192 PAUSE 200
193 CLS
194 PRINT "AND BEFORE YOU, YOU S
EE A"
195 PRINT AT 10,11;"
GREMLIN"
196 PRINT AT 5,0;"HOW MANY POWE
R POINTS?"
197 INPUT I
198 LET 00=INT (RND+130)+1
199 IF 00>I THEN GOTO 201
200 IF 00<I THEN GOTO 203
201 PRINT "HE KILLS YOU."
202 STOP
203 PRINT "WELL DONE YOU KILLED
IT."
204 LET Z=INT (RND+200)+1
205 PRINT "YOU NOW HAVE ";W+N+F
+Z;" TREASURE POINTS"
206 LET S=S-I
207 PRINT "AND YOU HAVE ";S;" P
OWER POINTS"
208 PAUSE 300
209 CLS
210 PRINT "YOU WIPE THE GORE OF
YOUR SWORD"
211 PRINT "AND LEAVE THE ROOM."
212 PAUSE 150
213 CLS
214 PRINT "YOU WALK UP THE PASS
AGE AND YOU HEAR LAUGHTER."
215 PRINT "AND OUT OF THE SHADO
WS JUMPS"
216 PAUSE 250
217 CLS
218 PRINT "TOM THE TERROR"
219 PRINT AT 10,11;"
TOM THE TERROR"
220 PRINT "YOU NOW HAVE ";S;" P
OWER POINTS."
221 PAUSE 250
222 CLS
223 LET MM=INT (RND+140)+1
224 PRINT AT 5,0;"HOW MANY POWE
R POINTS?"
225 INPUT C
226 IF MM>C THEN GOTO 228
227 IF MM<C THEN GOTO 230
228 PRINT "TOO BAD HE KILLED YO
U."
229 STOP
230 PRINT "WELL DONE YOU HAVE K
ILLED TOM."
231 PAUSE 150
232 CLS
233 PRINT "BEHIND TOM YOU SEE A
TREASURE CHEST"
234 PRINT AT 8,8;"DO YOU WISH T
O OPEN IT?"
235 PRINT AT 12,12;"
GOLD."
236 PAUSE 200
237 CLS
238 PRINT " Y FOR YES.
N FOR NO."
239 INPUT N$
240 IF N$="Y" THEN GOTO 244
241 IF N$="N" THEN GOTO 242
242 PRINT "VERY WELL THEN LEAVE
IT, AND YOU LEAVE THE HELL HOLE."
243 STOP
244 PRINT "YOU OPEN THE CHEST A
ND YOU SEE SOME GOLD"
245 PRINT "AND YOU TAKE IT."
246 PAUSE 200
247 CLS
248 PRINT AT 10,10;"
GOLD."
249 PRINT "YOU ARE NOW VERY RIC
H, AND YOU LEAVE THE HELL HOLE."
250 PAUSE 150
251 CLS
255 STOP
```




# BLACK MAX

```

2 GOSUB 1000
4 GOSUB 1500
5 CLS
6 REM *MAIN ROUTINE*
10 FOR A=1 TO 75
15 LET M=INT (RND*3)+1
16 LET N=INT (RND*3)+1
18 PRINT AT X+1,Y;"      ";AT X
,Y;"
19 PRINT AT 10,15;"I";AT 11,13
;"(+)-";AT 12,15;"I";AT 0,15;"I
";AT 21,15;"I";AT 11,0;"-";TAB 3
1;"-
20 IF M=1 THEN LET Y=Y+1
22 IF N=1 THEN LET X=X+1
25 IF M=2 THEN LET Y=Y-1
27 IF N=2 THEN LET X=X-1
30 IF M=3 THEN LET Y=Y
32 IF N=3 THEN LET X=X
40 LET X=X+(INKEY$="6" AND X<1
8)-(INKEY$="7" AND X>1)
45 LET Y=Y+(INKEY$="8" AND Y<2
6)-(INKEY$="5" AND Y>1)
50 PRINT AT X,Y,A$;AT X+1,Y,B$
60 IF INKEY$="9" THEN GOSUB 20
0
100 NEXT A
110 CLS
120 PRINT AT 2,0;" YOU WERE SHO
T DOWN FROM BEHIND BY AN ENEMY
FIGHTER YOU REACHED
";RANK;"TH RANK"
130 PRINT "PRESS""P"" TO PLAY A
GAIN"
140 IF INKEY$="P" THEN RUN
150 GOTO 140
210 PRINT AT 11,15;"■"
220 IF X=11 AND Y=13 THEN GOTO
300
250 RETURN
305 PRINT AT 11,13;"■"
310 PRINT AT 18,12;"DIRECT HIT"
330 PRINT AT 10,14;"■";AT 11,
13;"■";AT 12,13;"■"
340 LET E=E+1
350 IF E=5 THEN GOTO 400
355 GOTO 4
400 CLS
410 PRINT AT 2,0;" CONGRATU
LATIONS YOU HAVE COMPLETED YOU
R MISSION AND BEEN AWARDED A ME
DAL"
420 LET RANK=RANK+1
425 LET E=0
430 IF RANK=3 THEN GOSUB 2000
440 PRINT AT 5,0;" PRESS ""P""
FOR NEW MISSION"
450 IF INKEY$="P" THEN GOTO 4
460 GOTO 440
1000 CLEAR
1010 CLS
1030 LET RANK=0
1040 LET E=0
1050 LET A$="■"
1060 LET B$="■"
1100 FOR B=0 TO 21
1110 PRINT AT B,0;"■"
1120 NEXT B
1130 PRINT AT 3,10;" BLACK MAX
";AT 4,10;"BY PETER BROWN";AT 1
2,1;"USE CURSOR KEYS AND (9) TO F
IRE"

```



**T**he deadly biplane, Black Max, swoops through the skies. Can you shoot it down? Use the cursor keys to move and 9 to fire when you have it in your sights.

Black Max was written for the 16K ZX-81 by Peter Brown of Oxford.

```

1140 PRINT AT 21,0;"(P) TO PLAY
11 FOR INSTRUCTIONS"
1145 IF INKEY$="P" THEN RETURN
1147 IF INKEY$="I" THEN GOTO 120
0
1150 GOTO 1130
1210 CLS
1220 PRINT " USING THE CURSOR
KEYS YOU MUST MANOEUVRE THE W
EAVING BY-PLANE INTO THE CE
NTRE OF YOURGUN SIGHT AND SHOOT U
SING KEY 9 BEFORE YOU ARE HIT.T
HIS TASK MUST BE PERFORMED 4
MORE TIMES TO COMPLETE YOUR
MISSION AND TO EVENTUALLY WI
N THE WAR"
1230 PRINT " (P) TO PLAY"
1240 IF INKEY$="P" THEN RETURN
1250 GOTO 1240
1520 LET X=INT (RND*18)+1
1530 LET Y=INT (RND*26)+1
1600 RETURN
2010 CLS
2100 PRINT AT 1,0;" YOU HAVE SHO
T DOWN 15 ENEMY FIGHTERS AND
WON MANY MEDALS FOR YOUR BRA
VERY, IT IS THANKS
TO MEN LIKE YOU THAT WE HAVE
ACHIEVED VICTORY WINS
TON CHURCHILL"
2110 PRINT AT 21,0;"P-PLAY S-STO
P"
2120 IF INKEY$="P" THEN RUN
2130 IF INKEY$="S" THEN GOTO 220
0
2140 GOTO 2120
2200 STOP
2210 CLEAR
2220 SAVE "MA"
2230 RUN

```





**C**anoeing quickly down the Amazon river you come upon a number of obstacles. Dodging the islands is complicated enough, but then you must shoot down the crocodiles which are approaching quickly.

The action section of Amazon is written in machine code, making for a fast and difficult game.

Written for the 16K ZX-81 by R Browning of Stockbridge, Hampshire.

# AMAZON

```

00REM 66AND7 FAST FAST 15 :ST
100 FAST 15 17 FAST 17 17 LPRINT /
110 LPRINT /X4 17 17 X4 17 17 LPRINT /
120 LPRINT /X4 17 17 X4 17 17 LPRINT /
130 LPRINT /X4 17 17 X4 17 17 LPRINT /
140 LPRINT /X4 17 17 X4 17 17 LPRINT /
150 LPRINT /X4 17 17 X4 17 17 LPRINT /
160 LPRINT /X4 17 17 X4 17 17 LPRINT /
170 LPRINT /X4 17 17 X4 17 17 LPRINT /
180 LPRINT /X4 17 17 X4 17 17 LPRINT /
190 LPRINT /X4 17 17 X4 17 17 LPRINT /
200 LPRINT /X4 17 17 X4 17 17 LPRINT /
210 LPRINT /X4 17 17 X4 17 17 LPRINT /
220 LPRINT /X4 17 17 X4 17 17 LPRINT /
230 LPRINT /X4 17 17 X4 17 17 LPRINT /
240 LPRINT /X4 17 17 X4 17 17 LPRINT /
250 LPRINT /X4 17 17 X4 17 17 LPRINT /
260 LPRINT /X4 17 17 X4 17 17 LPRINT /
270 LPRINT /X4 17 17 X4 17 17 LPRINT /
280 LPRINT /X4 17 17 X4 17 17 LPRINT /
290 LPRINT /X4 17 17 X4 17 17 LPRINT /
300 LPRINT /X4 17 17 X4 17 17 LPRINT /
310 LPRINT /X4 17 17 X4 17 17 LPRINT /
320 LPRINT /X4 17 17 X4 17 17 LPRINT /
330 LPRINT /X4 17 17 X4 17 17 LPRINT /
340 LPRINT /X4 17 17 X4 17 17 LPRINT /
350 LPRINT /X4 17 17 X4 17 17 LPRINT /
360 LPRINT /X4 17 17 X4 17 17 LPRINT /
370 LPRINT /X4 17 17 X4 17 17 LPRINT /
380 LPRINT /X4 17 17 X4 17 17 LPRINT /
390 LPRINT /X4 17 17 X4 17 17 LPRINT /
400 LPRINT /X4 17 17 X4 17 17 LPRINT /
410 LPRINT /X4 17 17 X4 17 17 LPRINT /
420 LPRINT /X4 17 17 X4 17 17 LPRINT /
430 LPRINT /X4 17 17 X4 17 17 LPRINT /
440 LPRINT /X4 17 17 X4 17 17 LPRINT /
450 LPRINT /X4 17 17 X4 17 17 LPRINT /
460 LPRINT /X4 17 17 X4 17 17 LPRINT /
470 LPRINT /X4 17 17 X4 17 17 LPRINT /
480 LPRINT /X4 17 17 X4 17 17 LPRINT /
490 LPRINT /X4 17 17 X4 17 17 LPRINT /
500 LPRINT /X4 17 17 X4 17 17 LPRINT /
510 LPRINT /X4 17 17 X4 17 17 LPRINT /
520 LPRINT /X4 17 17 X4 17 17 LPRINT /
530 LPRINT /X4 17 17 X4 17 17 LPRINT /
540 LPRINT /X4 17 17 X4 17 17 LPRINT /
550 LPRINT /X4 17 17 X4 17 17 LPRINT /
560 LPRINT /X4 17 17 X4 17 17 LPRINT /
570 LPRINT /X4 17 17 X4 17 17 LPRINT /
580 LPRINT /X4 17 17 X4 17 17 LPRINT /
590 LPRINT /X4 17 17 X4 17 17 LPRINT /
600 LPRINT /X4 17 17 X4 17 17 LPRINT /
610 LPRINT /X4 17 17 X4 17 17 LPRINT /
620 LPRINT /X4 17 17 X4 17 17 LPRINT /
630 LPRINT /X4 17 17 X4 17 17 LPRINT /
640 LPRINT /X4 17 17 X4 17 17 LPRINT /
650 LPRINT /X4 17 17 X4 17 17 LPRINT /
660 LPRINT /X4 17 17 X4 17 17 LPRINT /
670 LPRINT /X4 17 17 X4 17 17 LPRINT /
680 LPRINT /X4 17 17 X4 17 17 LPRINT /
690 LPRINT /X4 17 17 X4 17 17 LPRINT /
700 LPRINT /X4 17 17 X4 17 17 LPRINT /
710 LPRINT /X4 17 17 X4 17 17 LPRINT /
720 LPRINT /X4 17 17 X4 17 17 LPRINT /
730 LPRINT /X4 17 17 X4 17 17 LPRINT /
740 LPRINT /X4 17 17 X4 17 17 LPRINT /
750 LPRINT /X4 17 17 X4 17 17 LPRINT /
760 LPRINT /X4 17 17 X4 17 17 LPRINT /
770 LPRINT /X4 17 17 X4 17 17 LPRINT /
780 LPRINT /X4 17 17 X4 17 17 LPRINT /
790 LPRINT /X4 17 17 X4 17 17 LPRINT /
800 LPRINT /X4 17 17 X4 17 17 LPRINT /
810 LPRINT /X4 17 17 X4 17 17 LPRINT /
820 LPRINT /X4 17 17 X4 17 17 LPRINT /
830 LPRINT /X4 17 17 X4 17 17 LPRINT /
840 LPRINT /X4 17 17 X4 17 17 LPRINT /
850 LPRINT /X4 17 17 X4 17 17 LPRINT /
860 LPRINT /X4 17 17 X4 17 17 LPRINT /
870 LPRINT /X4 17 17 X4 17 17 LPRINT /
880 LPRINT /X4 17 17 X4 17 17 LPRINT /
890 LPRINT /X4 17 17 X4 17 17 LPRINT /
900 LPRINT /X4 17 17 X4 17 17 LPRINT /
910 LPRINT /X4 17 17 X4 17 17 LPRINT /
920 LPRINT /X4 17 17 X4 17 17 LPRINT /
930 LPRINT /X4 17 17 X4 17 17 LPRINT /
940 LPRINT /X4 17 17 X4 17 17 LPRINT /
950 LPRINT /X4 17 17 X4 17 17 LPRINT /
960 LPRINT /X4 17 17 X4 17 17 LPRINT /
970 LPRINT /X4 17 17 X4 17 17 LPRINT /
980 LPRINT /X4 17 17 X4 17 17 LPRINT /
990 LPRINT /X4 17 17 X4 17 17 LPRINT /

```

80 SLOW  
90 REM

```

FIRE RATE AT ..... 16701
MINE ..... 16630
POKE 16626,4 FOR MINES IN
POKE 16626,2 FOR SINGLES
MINE

```

```

100 POKE 16418,0
110 POKE 16645,5
120 PRINT AT 11,0: "PRESS A
KEY TO START"
130 IF INKEY$="" THEN GOTO 120
140 PRINT AT 0,0: "SCORE 00000"
150 POKE 16645,5
160 POKE 16645,5
170 POKE 16645,5
180 POKE 16645,5
190 POKE 16645,5
200 POKE 16645,5
210 POKE 16645,5
220 POKE 16645,5
230 POKE 16645,5
240 POKE 16645,5
250 POKE 16645,5
260 POKE 16645,5
270 POKE 16645,5
280 POKE 16645,5
290 POKE 16645,5
300 POKE 16645,5
310 POKE 16645,5
320 POKE 16645,5
330 POKE 16645,5
340 POKE 16645,5
350 POKE 16645,5
360 POKE 16645,5
370 POKE 16645,5
380 POKE 16645,5
390 POKE 16645,5
400 POKE 16645,5
410 POKE 16645,5
420 POKE 16645,5
430 POKE 16645,5
440 POKE 16645,5
450 POKE 16645,5
460 POKE 16645,5
470 POKE 16645,5
480 POKE 16645,5
490 POKE 16645,5
500 POKE 16645,5
510 POKE 16645,5
520 POKE 16645,5
530 POKE 16645,5
540 POKE 16645,5
550 POKE 16645,5
560 POKE 16645,5
570 POKE 16645,5
580 POKE 16645,5
590 POKE 16645,5
600 POKE 16645,5
610 POKE 16645,5
620 POKE 16645,5
630 POKE 16645,5
640 POKE 16645,5
650 POKE 16645,5
660 POKE 16645,5
670 POKE 16645,5
680 POKE 16645,5
690 POKE 16645,5
700 POKE 16645,5
710 POKE 16645,5
720 POKE 16645,5
730 POKE 16645,5
740 POKE 16645,5
750 POKE 16645,5
760 POKE 16645,5
770 POKE 16645,5
780 POKE 16645,5
790 POKE 16645,5
800 POKE 16645,5
810 POKE 16645,5
820 POKE 16645,5
830 POKE 16645,5
840 POKE 16645,5
850 POKE 16645,5
860 POKE 16645,5
870 POKE 16645,5
880 POKE 16645,5
890 POKE 16645,5
900 POKE 16645,5
910 POKE 16645,5
920 POKE 16645,5
930 POKE 16645,5
940 POKE 16645,5
950 POKE 16645,5
960 POKE 16645,5
970 POKE 16645,5
980 POKE 16645,5
990 POKE 16645,5

```

```

150 PRINT AT 22,0: "TUNNEL"
160 POKE 16600,18
170 POKE 16672,18
180 FOR L=158 TO 155 STEP -1
190 PRINT AT 23,27:CHR$(L)
200 RAND USR 16514
210 POKE 16600,(PEEK 16600)+2
220 POKE 16672,(PEEK 16672)+2
230 RAND USR 16730
240 RAND USR 16730
250 NEXT L
260 FOR T=1 TO 10
270 RAND USR 16730
280 NEXT T
290 CLEAR
300 SAVE "TUNNEL"
310 IF PEEK 16749=201 AND PEEK
16729=201 THEN GOTO 100
320 PRINT "PRESS A KEY TO SET U
P M/C CODE"
330 IF INKEY$="" THEN GOTO 320
340 GOTO 10

```



# ALIEN ENFORCER

The lethal alien comes speeding towards the earth. It is invincible. Well, almost invincible. Your only hope is to shoot the alien one hundred times before it lands.

Alien Enforcer was written for the Spectrum or Spectrum Plus by Peter Forward of Bexhill-on-Sea, East Sussex.

```
00000, BIN 11100000, BIN 1111000
0, BIN 11111000, BIN 11111100, B
IN 11111110, BIN 11111111
8070 DATA BIN 00001101, BIN 001
11111, BIN 00011101, BIN 0000111
1, BIN 01111110, BIN 00110001, B
IN 11100011, BIN 11100011
8080 DATA BIN 10110000, BIN 111
11100, BIN 10111000, BIN 1111000
0, BIN 01111110, BIN 10001100, B
IN 11000111, BIN 11000111.
8090 DATA BIN 01001001, BIN 010
01001, BIN 01111111, BIN 0110111
1, BIN 01101111, BIN 01101111, B
IN 01100111, BIN 01111111
8100 RETURN
9010 PRINT AT 10,6; FLASH 1;"TH
E ALIENS HAVE LANDED"
9020 PAUSE 100
9030 PRINT AT 10,6;" ANOTH
ER GO?"
9050 INPUT a$
9060 IF a$="yes" THEN GO TO 2

9070 STOP
9500 REM **destroyed**
9510 PRINT AT 10,9; FLASH 1;"CO
NGRATULATIONS"
9520 PRINT AT 12,2;"PREPARE FOR
DIFFICULT WAVE"
9530 LET hn=hn+2
9540 PRINT AT 14,10;"PRESS ANY
KEY"
9545 PAUSE 100
9550 PAUSE 0
9560 GO TO 20
9810 CLS
9820 PRINT AT 5,9;"ALIEN ENFORC
ER"
9830 PRINT AT 10,4;"Shoot the a
lien 100 times, "; AT 12,3;"befor
e it reaches the ground"
9840 PRINT AT 16,10;"PRESS ANY
KEY"
9850 PAUSE 0
9860 RETURN
```

```
1 GO SUB 8000
2 GO SUB 9800
15 LET hn=4
20 LET bx=15
30 LET by=20
40 LET ic=2
50 LET s=5
60 LET ht=0
70 LET f1=0
90 LET h=hn
105 CLS
110 FOR n=0 TO 30 STEP 2
120 PRINT AT 21,n; INK 4;"AB"

130 NEXT n
220 FOR n=1 TO 29
230 PRINT AT h,n; INK ic;" CD"

240 PRINT AT h-2,n-2;" "
247 GO TO 1020
250 NEXT n
255 IF h>19 THEN GO TO 9000
260 LET h=h+2
270 FOR n=29 TO 0 STEP -1
275 PRINT AT h-2,n+1;" "
280 PRINT AT h,n+1; INK ic;"CD"
"
287 GO TO 1010
290 NEXT n
295 IF h>19 THEN GO TO 9000
300 LET h=h+2
310 GO TO 220
1010 LET l=290
1015 GO TO 1025
1020 LET l=250
```

```
1025 FOR f=1 TO s
1030 IF INKEY$="w" AND bx <= 2
8 THEN LET bx=bx+1
1040 IF INKEY$="q" AND bx >= 1
THEN LET bx=bx-1
1100 PRINT AT by,bx; INK 4;" E
"
1110 IF INKEY$="o" THEN GO TO
2010
1120 NEXT f
1200 IF h=19 THEN GO TO 3000
2000 GO TO 1
2010 PLOT bx*8+12,15
2020 DRAW 0,by*8-h*8
2030 PLOT bx*8+12,15
2040 DRAW OVER 1;0,by*8-h*8
2045 BEEP .05,-10; BEEP .07,0; B
EEP .010,10
2100 IF n=bx OR bx-1=n THEN LET
ht=ht+1
2150 PRINT AT 1,1;"score=";ht

2200 IF ht=40 THEN LET ic=2
2210 IF ht=80 THEN LET ic=4
2220 IF ht=100 THEN GO TO 9500
2950 GO TO 1
8010 FOR n=0 TO 39
8020 READ a
8030 POKE USR "a"+n,a
8040 NEXT n
8050 DATA BIN 00000001, BIN 000
00011, BIN 00000110, BIN 0000110
0, BIN 00011001, BIN 00110011, B
IN 01100011, BIN 11111111
8060 DATA BIN 10000000, BIN 110
```

## Danger in the Flower Bed

The perils of the garden are numerous if you are less than a centimetre long. On the left of the screen you, a small moth, hover, watching over the ground where you have laid your eggs. Down the right hand side of the screen come the evil mosquitoes. Shoot them down with a pollen jet before they can land and steal your eggs.

Danger in the Flower Bed was written for the 16K ZX-81 by David Miller of Baillieston, Glasgow.

```
1000 GO TO 1000
1010 GO TO 1000
1020 GO TO 1000
1030 GO TO 1000
1040 GO TO 1000
1050 GO TO 1000
1060 GO TO 1000
1070 GO TO 1000
1080 GO TO 1000
1090 GO TO 1000
1100 GO TO 1000
1110 GO TO 1000
1120 GO TO 1000
1130 GO TO 1000
1140 GO TO 1000
1150 GO TO 1000
1160 GO TO 1000
1170 GO TO 1000
1180 GO TO 1000
1190 GO TO 1000
1200 GO TO 1000
1210 GO TO 1000
1220 GO TO 1000
1230 GO TO 1000
1240 GO TO 1000
1250 GO TO 1000
1260 GO TO 1000
1270 GO TO 1000
1280 GO TO 1000
1290 GO TO 1000
1300 GO TO 1000
1310 GO TO 1000
1320 GO TO 1000
1330 GO TO 1000
1340 GO TO 1000
1350 GO TO 1000
1360 GO TO 1000
1370 GO TO 1000
1380 GO TO 1000
1390 GO TO 1000
1400 GO TO 1000
1410 GO TO 1000
1420 GO TO 1000
1430 GO TO 1000
1440 GO TO 1000
1450 GO TO 1000
1460 GO TO 1000
1470 GO TO 1000
1480 GO TO 1000
1490 GO TO 1000
1500 GO TO 1000
1510 GO TO 1000
1520 GO TO 1000
1530 GO TO 1000
1540 GO TO 1000
1550 GO TO 1000
1560 GO TO 1000
1570 GO TO 1000
1580 GO TO 1000
1590 GO TO 1000
1600 GO TO 1000
1610 GO TO 1000
1620 GO TO 1000
1630 GO TO 1000
1640 GO TO 1000
1650 GO TO 1000
1660 GO TO 1000
1670 GO TO 1000
1680 GO TO 1000
1690 GO TO 1000
1700 GO TO 1000
1710 GO TO 1000
1720 GO TO 1000
1730 GO TO 1000
1740 GO TO 1000
1750 GO TO 1000
1760 GO TO 1000
1770 GO TO 1000
1780 GO TO 1000
1790 GO TO 1000
1800 GO TO 1000
1810 GO TO 1000
1820 GO TO 1000
1830 GO TO 1000
1840 GO TO 1000
1850 GO TO 1000
1860 GO TO 1000
1870 GO TO 1000
1880 GO TO 1000
1890 GO TO 1000
1900 GO TO 1000
1910 GO TO 1000
1920 GO TO 1000
1930 GO TO 1000
1940 GO TO 1000
1950 GO TO 1000
1960 GO TO 1000
1970 GO TO 1000
1980 GO TO 1000
1990 GO TO 1000
2000 GO TO 1000
```

```
130 IF INKEY$="O" THEN LET D=D-
1
140 PRINT AT D+1,0;" " AT D-1
0;" "
150 PRINT AT M,N;" "
160 IF M=L+1 AND N+2=8 THEN GOT
O 9000
1600 NEXT N
1650 PRINT AT M,31;" "
1660 GOTO 20
1000 FOR N=1 TO 50
1001 PRINT AT INT (RND+19)+2,INT
(RND+30)+2;" "
1002 NEXT N
1003 PRINT AT 10,8;"YOU GOT INVA
DED."
1004 PRINT AT 12,10;"SCORE=";SC
1005 STOP
1006 PRINT "YOU HAVE TO SHOOT AS
MANY
LANDERS AS POSSIBLE
BEFORE IT
LANDS."
1010 PRINT AT 5,6;"USE "R" TO
GO UP"
1020 PRINT AT 7,5;"USE "Z" TO
```

```
GO DOWN"
2030 PRINT AT 9,8;"AND "P" TO
SIDE"
2035 PRINT AT 14,10;" "
AT 15,10;" "
2040 PRINT AT 15,10;"GOOD LUCK"
2041 FOR N=1 TO 200
2042 NEXT N
2043 FOR N=0 TO 21
2044 PRINT AT N,0;" "
2049 NEXT N
2050 PRINT AT 19,6;"PRESS "S" TO
START."
2060 IF INKEY$="S" THEN GOTO 208
0
2070 GOTO 2060
2080 CLS
2090 RETURN
2095 LET SC=SC+10
2096 PRINT AT M,N+1;" "
2097 GOTO 48
2098 PRINT "LANDER"
2099 CLS
```



```
1 BORDER 0: PAPER 0: INK 7: C
LS
```

```
2 GO SUB 900
```

```
5 LET 1=3
```

```
10 LET s=0: LET e=00
```

```
20 GO SUB 400
```

```
30 GO SUB 500
```

```
35 LET e=100: LET c=10: LET d=
8: LET a=10: LET b=20: LET f=0
```

```
40 PRINT AT 10,21: INK 1: PAP
ER 5: BRIGHT 1:"W": PRINT AT c,
d:" ": LET e=e-1: PRINT AT 3,7:
INK 7: BRIGHT 1:e:" "
```

```
50 LET c=c+(INKEY#="6" AND
ATTR (c+1,d) <> 66 AND c<12)-(I
NKEY#="7" AND ATTR (c-1,d) <>
66 AND c>8)
```

```
60 LET d=d+(INKEY#="8" AND
ATTR (c,d+1) <> 66 AND d<21)-(I
NKEY#="5" AND ATTR (c,d-1) <>
66 AND d>7)
```

```
65 IF ATTR (c,d)=105 THEN LE
T f=1: BEEP .01,10: BEEP .01,30
```

```
70 PRINT AT c,d: BRIGHT 1: IN
K 7:"A": AT a,b:" "
75 IF RND <.5 THEN GO TO 90
```

```
80 LET a=a+(c>a AND ATTR (a+1,
b) <> 66)-(c<a AND ATTR (a-1,b)
<> 66)
```

```
85 GO TO 100
```

```
90 LET b=b+(d>b AND ATTR (a,b
+1) <> 66)-(d<b AND ATTR (a,b-1)
<> 66)
```

```
100 PRINT AT a,b: INK 6: BRIGH
T 1:"B"
```

```
120 IF c=a AND b=d AND f=1 THEN
GO TO 300
```

```
130 IF e<1 OR (c=a AND b=d AND
f=0) THEN GO TO 800
```

```
140 GO TO 40
```

```
300 FOR f=e TO 0 STEP -1: PRINT
AT 3,7: INK 7: BRIGHT 1:f:" ":
BEEP .001,40: NEXT f: FOR f=s T
O s+e: PRINT AT 1,7: INK 7: BRI
GHT 1:f: NEXT f: LET s=s+e: FOR
f=-8 TO 8: BEEP .01,f: BEEP .01,
30+f: OUT 254,f: NEXT f: CLS: P
AUSE 50: GO TO 30
```

```
410 PRINT AT 10,12: INK 7: BRI
GHT 1:"ALERT!"
```

```
420 FOR f=1 TO 10: FOR g=14 TO
24: BEEP .005,g: OUT 254,g*8: NE
XT g: PRINT AT 10,12: INK 7: BR
IGHT 1: OVER 1:"ALERT!": NEXT f
```

```
430 PRINT AT 15,0: PAPER 6: IN
K 0: BRIGHT 1:" DO YOU WANT THE
INSTRUCTIONS? "
```

```
440 IF INKEY#="Y" OR INKEY#
="y" THEN GO TO 600
```

```
450 IF INKEY# <> "" THEN RET
URN
```

```
460 GO TO 430
```

```
500 PAPER 0: BORDER 0: CLS: FO
R h=-1 TO 1 STEP 2: RESTORE 510:
FOR g=1 TO 6: READ c: READ a,b:
PLOT a+6,92+h*b-(h=1): FOR f=1
TO c: READ a,b: DRAW INK 7: BRI
GHT 1:a,h*b: NEXT f: NEXT g: NEX
T h
```


```
510 DATA 16,8,0,0,2,2,4,3,4,5,4
,10,3,12,3,8,1,122,0,5,5,2,0,4
3,-10,-4,-30,-30,-15,-5,-76,-11,
0,-23,3,180,33,10,0,-5,40,-5,-1,
```

**G**oing about your daily busi-  
ness on your intergalactic spa-  
cecraft, you suddenly find that a  
repulsive and lethal Alien has  
materialised on board. Before your  
air supply runs out you must dodge  
past the alien, arm yourself in the  
weapons store and then kill it.

Written for the Spectrum or  
Spectrum Plus by Neil Bates of  
Coventry.

To enter underlined letters,  
check the graphics instructions on  
page five.

# ALIEN



```
5,180,-27,30,0,0,23,-40,0,0,-16,
0,24,3,210,23,15,2,0,-14,-15,2,4
,172,0,0,2,24,1,15,0,20,-2,2,210
,6,15,2,0,-7
520 FOR f=1 TO 10: LET x=INT (
RND *13)+8: LET y=8+INT (RND
*2): PRINT AT y,x: INK 2: BRIGH
T 1:"(isp)": AT 20-y,x:"(isp)":
NEXT f
```

```
530 PRINT AT 10,21: INK 1: PAP
ER 5:"W"
```

```
540 PRINT AT 1,1: INK 6: BRIGH
T 1:"SCORE ": INK 7:s: AT 3,1: I
NK 6:"AIR ": INK 7:e: AT 5,1:
INK 6:"LIVES ": INK 7:l
```

```
560 RETURN
```

```
620 FOR f=0 TO 30: PRINT AT 4,
12: OVER 1: INK 7: BRIGHT 1:"ALE
RT!": NEXT f
```

```
630 PRINT AT 6,0: INK 0:" AN
ALIEN HAS MATERIALISED ON YOU
R SPACE CRAFT."" KILL THE ALIE
N BEFORE YOUR AIR SUPPLY RU
NS OUT."" TO KILL IT, YOU MUST
FIRST REACH THE WEAPONS ST
ORE AT THE BACK OF THE SPAC
E CRAFT."
```

```
635 PRINT AT 13,2: INK 0:"YOU
ONLY HAVE 3 MEN.",,, KEYS 5..1
eft 8..right 7..u
p 6..down "
```

```
640 FOR f=6 TO 16: FOR g=0 TO 5
: PRINT AT f,0: OVER 1: INK 7:
BRIGHT 1:"-----"
```

```
====": BEEP .005,g+f: PRIN
T AT f,0: OVER 1: INK 5: BRIGHT
1:"=====
```

```
====": NEXT g: NEXT f
650 PRINT AT 19,10: INK 6: OVE
R 1: BRIGHT 1:"PRESS A KEY"
```

```
660 IF INKEY# <> "" THEN RET
URN
```

```
670 BEEP .001,40: GO TO 650
699 STOP
800 LET 1=1-1: PRINT AT 5,7: I
NK 7: BRIGHT 1:1: IF 1>0 THEN F
OR f=-8 TO 8: BEEP .01,f: BEEP .
01,8-f: NEXT f: CLS: GO TO 30
```

```
805 FOR f=1 TO 50: BEEP .01,f/4
: BEEP .01,70-(f/4): NEXT f: CLS
: LET a$="GAME OVER "
```

```
810 PRINT AT 10,10: INK 6: BRI
GHT 1:a$
```

```
820 FOR g=1 TO 4: FOR f=1 TO 10
: IF a$(f) <> " " THEN LET a$(f
)=CHR$ ((CODE (a$(f))+32): PR
INT AT 10,10: INK 6: BRIGHT 1:a
$: BEEP .001,f+20: LET a$(f)=CH
R$ ((CODE (a$(f))-32): NEXT f
```

```
830 NEXT f
840 PRINT AT 10,10: INK 6: BRI
GHT 1:a$: NEXT g
```

```
850 PRINT AT 12,10: INK 4: BRI
GHT 1:"SCORE ":s: AT 14,9:"PRESS
A KEY"
860 IF INKEY# <> "" THEN RUN
```

```
870 GO TO 860
900 RESTORE 910: FOR f=USR "a"
TO USR "b"+7: READ a: POKE f,a
: NEXT f: RETURN
910 DATA 24,24,0,126,24,24,36,6
6,195,60,90,126,36,60,66,129
```





AVAILABLE FROM  
High Street Computer Retailers  
and branches of W. H. Smith, Boots,  
John Lewis Partnership, Laskeys, Currys.

# EVEN THE PRICE WILL KEEP YOU IN THE BLACK


This sleek, black Microvitec CUB medium resolution colour monitor has been designed to be totally compatible with the Sinclair Q.L. An ability to display 85 column text is combined with outstanding graphic capabilities – at a price that won't break the bank.

£275  
(inc. VAT)

## Specification

Model:  
CUB 1451/DQ3  
14" Q.L. Monitor  
RGB TTL input  
Tube Resolution (pixels)  
653(H) x 585(V)  
Dot Pitch 0.43mm  
Bandwidth 18 MHz

Also available in Standard Resolution  
version for only £225 inc. VAT.





**W**hen you took your job as a bar tender, you did not know that this was the bar where the local Mafia meet. Now you face problems from both sides of the bar. If you do not collect glasses before they slide to the floor and break, you will be sacked. If you keep your customers waiting to be served for so long that they reach you, they will kill you!

Serve Me! was written for the Spectrum or Spectrum Plus by Neil Bates of Coventry.

Underlined letters are those to be entered in graphics mode.

# SERVE ME!



```

10 GO SUB 9000
20 BORDER 1: PAPER 6: INK 6: B
RIGHT 1: CLS: FOR f=5 TO 15 STE
P 5: PRINT AT f-1,0: PAPER 2:
    "": AT f,0: PAPER
4: "    "": AT f+1,0: "
    "": NEXT f
30 FOR f=0 TO 21: PRINT AT f,
19: PAPER 1: "    "": NEX
T f: PRINT AT 10,18: INK 0: "M";
AT 11,18: "N"
32 LET sc=0: PRINT AT 8,20: I
NK 6: BRIGHT 1: PAPER 1: " SCORE
": INK 7: sc: AT 10,22: ("NOVICE"
AND j=1): ("EXPERT" AND j=2): AT
12,21: "L L L L L"
40 LET q=1: LET a=4: LET sc=0:
DIM b(3): LET n=5: LET b=0: LET
c=0: LET d=0: LET e=0: LET a$="
": LET h=0
50 PRINT AT a,16: "    "": AT a+1
,16: "    "": AT a+2,16: "    "
60 LET a=a+(INKEY$="6" AND a
<14)-(INKEY$="7" AND a>1)
70 PRINT AT a,16: INK 0: "AB";
AT a+1,16: "CD": a$: AT a+2,16: "E
F"
75 PRINT AT 10,18: INK 0: "M";
AT 11,18: "N"
76 PRINT AT 8,27: INK 7: PAPE
R 1: BRIGHT 1: sc: "
80 IF RND < j/10 AND e <> 4 AN
D e <> 1 THEN LET q= INT ( RND
*3)+1: LET b(q)=b(q)+1: PRINT A
T q*5-3, (b(q)*2)-2: INK 0: "GH";
AT q*5-2, (b(q)*2)-2: "IJ": IF b(q
)>8 THEN GO TO 1000
85 IF e=0 AND b(q)>0 THEN LET
e=1: LET c=q*5-2: LET d=(b(q)*2
)
86 IF e=0 THEN LET q= INT ( R
ND *3)+1: IF b(q)>0 THEN LET e=
1: LET c=q*5-2: LET d=(b(q)*2

```

```

90 IF e=1 THEN PRINT AT c,d;
"    "": LET d=d+1: PRINT AT c,d; I
NK 0: "K": IF d=15 AND a <> c THE
N PRINT AT c,d: "    "": BEEP .01,1
0: BEEP .01,20: LET sc=sc-(20 AN
D sc>20): LET e=0: LET n=n-1: PR
INT AT 12,21+(n*2): PAPER 1: "    "
: IF n=0 THEN GO TO 2000
91 IF e=1 THEN IF d=15 THEN
IF a=c THEN LET e=2
100 IF e=2 THEN LET a$="K": PR
INT AT c,d: "    "
110 IF a=10 AND a$="K" THEN LE
T e=3: LET a$="L": BEEP .01,10
120 IF e=3 AND a=c AND a$="L" T
HEN LET a$="": LET d=15: LET e
=4
130 IF e=4 THEN PRINT AT c,d;
"    "": LET d=d-1: PRINT AT c,d; I
NK 0: "L": IF ATTR (c-1,d-1)=112
THEN LET b(c/4)=b(c/4)-1: BEEP
.01,0: BEEP .01,20: PRINT AT c
-1,d-2: "    "": AT c,d-2: "    "": LET
e=0: LET sc=sc+10
140 GO TO 50
1000 CLS: PRINT AT 10,1: INK 0
: "The customers reached you and
killed you": GO TO 2010
2000 CLS: PRINT AT 10,1: INK 0
: "You dropped too many glasses
and you were sacked."
2010 PRINT AT 12,2: INK 1: "scor
e=": sc
2020 PRINT AT 14,5: INK 1: "Pres
s ": OVER 1: "ENTER": OVER 0: " to
continue"
2030 IF CODE INKEY$ <> 13 THE
N BEEP .001,20: GO TO 2020
2040 RUN
9000 FOR f=USR "a" TO USR "n"+
7: READ a: POKE f,a: NEXT f
9010 DATA 7,9,24,26,26,25,16,11,
192,224,112,176,176,48,32,160,8,

```

```

7,2,31,40,71,72,72,32,192,128,24
0,40,196,36,36,124,52,55,4,5,5,5
5,126,124,88,216,64,64,64,216,25
2
9020 DATA 7,15,15,15,15,14,14,6,
192,160,16,88,4,28,32,224,4,4,5,
7,10,18,18,19,32,192,0,0,128,248
,8,248,132,134,133,133,134,132,1
32,120,132,174,213,173,214,172,2
12,120
9030 DATA 255,255,24,24,63,64,12
8,143,144,144,144,144,144,144,14
4,240
9040 PAPER 0: BORDER 0: INK 6: B
RIGHT 1: CLS
9050 PRINT AT 2,8: "S E R V E M
E !": AT 3,8: INK 5: "-----"
-----"
9060 PRINT AT 5,0: " SERVE THE C
USTOMERS AS THEY ARRIVE, IF T
HEY REACH YOU, YOU WILL DIE. CA
TCH THE GLASSES BEFORE THEY
BREAK OR ELSE YOU MAY FIND YO
U'LL GET THE SACK."
9070 PRINT AT 11,5: INK 7: "KEYS
:- 7..UP 6..DOWN"
9080 PRINT AT 13,5: INK 5: "ARE
YOU A -- 1.NOVICE": AT 14,18: "2.
EXPERT": LET j=0
9090 IF INKEY$="1" THEN PRINT
AT 13,18: INK 7: "1.NOVICE": AT
14,18: INK 5: "2.EXPERT": LET j=
1
9100 IF INKEY$="2" THEN PRINT
AT 13,18: INK 5: "1.NOVICE": AT
14,18: INK 7: "2.EXPERT": LET j=
2
9110 IF INKEY$ <> "" THEN GO
TO 9130
9120 GO TO 9090
9130 IF j=0 THEN GO TO 9090
9135 PAUSE 1: PAUSE 100
9140 RETURN

```




# CLYDE THE CAVEMAN

**S**itting in his stone age cave one day, Clyde the Caveman discovered that dinosaurs were approaching, trying to overrun his cave. He rushed out to drive them away by throwing rocks to hit them on the head.

Press 0 to throw a rock. Pressing 0 quickly will throw the rock a short way, keeping the key depressed will throw it further.

Written for the Spectrum or Spectrum Plus by Martin Maun of Bristol. Underlined letters are those to be entered in graphics mode.



```

1 BORDER 0: PAPER 6: INK 0: C
LS : LET x=26
2 LET len=1
3 LET dr=1
4 LET miss=2
5 LET sc=0
6 LET hi=0
7 GO TO 9000
8 GO SUB 8000
20 FOR c=0 TO 31 STEP 2: PRINT
AT 20,c;"OP"; AT 21,c;"QR": NE
XT c
30 FOR c=0 TO 31 STEP 2: PRINT
AT 0,c;"OP"; AT 1,c;"QR": NEXT
c
40 FOR c=0 TO 21 STEP 2: PRINT
AT c,0;"OP"; AT c+1,0;"QR": NE
XT c
50 FOR c=0 TO 21 STEP 2: PRINT
AT c,30;"OP"; AT c+1,30;"QR":
NEXT c
60 PRINT AT 2,2;"OP"; AT 3,2;
"QR"
70 PRINT AT 18,2;"OP"; AT 19,
2;"QR"
80 PRINT AT 18,28;"OP"; AT 19,
28;"QR"
90 PRINT AT 8,24;"STTTT"
99 PRINT INK 2: PAPER 0: AT 2
1,5;"("; AT 21,20;"")"
100 PRINT INK 0: AT 4,x;"AB"
; AT 5,x;"CD"; AT 6,x;"EF";
AT 7,x;"GH"
101 LET len=1
110 PRINT AT 2,26;"OP"; AT 3,
26;"QR"
111 IF dr <> 1 THEN GO TO 117

112 LET drag= INT ( RND *16)+5:
PRINT AT 19,drag;"IJ": PAUSE 1
0
113 PRINT AT 18,drag;"IJ"; AT
19,drag;"KL": PAUSE 10
114 PRINT AT 17,drag;"IJ"; AT
18,drag;"KL"; AT 19,drag;"MN"
115 LET dr=0
120 IF INKEY$="0" THEN GO TO
999
400 GO TO 100
500 PRINT INK 0: AT 19,10;"IJ"
: PAUSE 10
501 PRINT INK 0: AT 18,10;"IJ"
: PRINT AT 19,10;"KL": PAUSE 10

510 PRINT INK 0: AT 17,10;"IJ"
: PRINT AT 18,10;"KL": PRINT A
T 19,10;"MN"
999 LET al=6
1000 PRINT INK 2: AT 21,al;"(is
p)"
1010 LET al=al+1
1011 IF INKEY$="" THEN GO TO
2000
1012 LET len=len+1
1020 IF al=20 THEN GO TO 2000

```

```

1025 PAUSE 5
1030 GO TO 1000
2000 FOR z=26 TO 26-len STEP -1:
PRINT AT 2,z;"OP"; AT 3,z;"
QR": NEXT z
2010 PRINT AT 3,z-1;"OP"; AT
4,z-1;"QR"; AT 2,z-1;" "
2020 PRINT AT 4,z-2;"OP"; AT
5,z-2;"QR"; AT 3,z-2;" "
2030 PRINT AT 5,z-3;"OP"; AT
6,z-3;"QR"; AT 4,z-3;" "
2040 PRINT AT 6,z-4;"OP"; AT
7,z-4;"QR"; AT 5,z-4;" "
2050 PRINT AT 7,z-5;"OP"; AT
8,z-5;"QR"; AT 6,z-5;" "
2055 PRINT AT 8,z-6;"OP"; AT
9,z-6;"QR"; AT 7,z-6;" "
2060 FOR v=8 TO 18: PRINT AT v,
z-5;"OP"; AT v+1,z-5;"QR"; AT v-
1,z-5;" "
2070 NEXT v
2080 IF z-4=drag+1 THEN GO TO 3
000
2090 IF z-3=drag+1 THEN GO TO 3
000
2091 IF z-4=drag+2 THEN GO TO 3
000
2092 IF z-3=drag+2 THEN GO TO 3
000
2100 PRINT AT 18,z-5;" "; AT 1
9,z-5;" "
2110 PRINT AT miss,2;"IJ"; AT m
iss+1,2;"KL"; AT miss+2,2;"MN"
2120 BEEP 1,1: BEEP 1,-10
2121 LET dr=1
2122 PRINT AT 17,drag;" "; AT
18,drag;" "; AT 19,drag;" "
2123 PRINT INK 0: AT 21,6;"QRQR
QRQRQRQRQR"
2124 LET miss=miss+3
2125 IF miss=20 THEN GO TO 6999

2130 GO TO 100
3000 GO SUB 8000
3010 PRINT AT 19,4;"
"; AT 18,4;"
"; AT 17,4;"
"

```

```

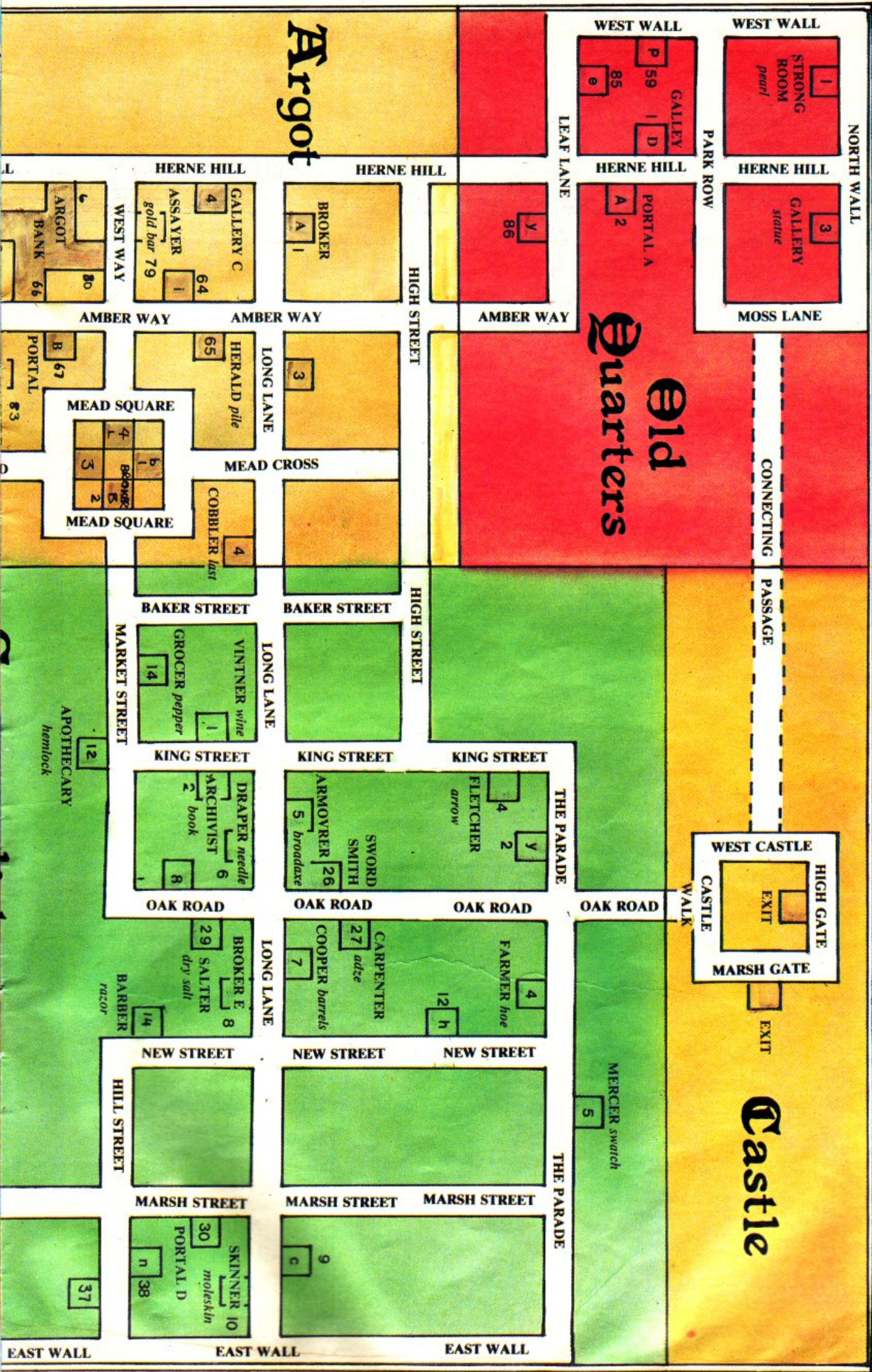
3020 LET sc=sc+1: LET dr=1: PRIN
T INK 0: AT 21,6;"QRQRQRQRQRQR
R": GO TO 100
6999 GO SUB 8000
7000 IF sc>hi THEN LET hi=sc
7001 CLS : PRINT AT 9,5;"IJ": P
RINT AT 10,5;"KL HI-SCORE ";
hi: PRINT AT 9,25;"IJ"; AT 10,2
5;"KL"; AT 11,25;"MN": PRINT AT
11,5;"MN"
7002 PRINT AT 14,7;"PRESS A KEY
TO PLAY"
7003 PAUSE 0: GO TO 1
8000 BEEP .2,4: PAUSE 3: BEEP .2
,4: BEEP .2,4: PAUSE 3: BEEP .2,
2: BEEP .2,0: BEEP .2,-3: PAUSE .
5: BEEP .2,0: PAUSE 10: BEEP .2,
-5: BEEP .2,-1
8001 BEEP .2,2: PAUSE 5: BEEP .2
,5: BEEP .2,9: BEEP .2,7: PAUSE
15: BEEP .2,4: PAUSE 3: BEEP .2,
4: BEEP .2,4: PAUSE 3: BEEP .2,2
: BEEP .2,0: BEEP .2,-3: PAUSE 3
: BEEP .2,0: PAUSE 3
8002 BEEP .2,-5: BEEP .2,-1: BEE
P .2,2: BEEP .2,0: BEEP .2,-1: P
AUSE 1: BEEP .2,0
8003 RETURN
9000 FOR z=65368 TO 65368+167: R
EAD a: POKE z,a: NEXT z
9001 DATA 3,0,0,1,2,4,5,9,20,171
,212,252,2,130,66,194,16,35,43,4
9,1,0,1,2,2,34,194,2,12,240,8,6,
20,232,208,163,35,67,81,170,18,5
7,125,249,241,225,17,171,84,16,1
6,34,65,194,52,8,84,16,16,8,4
9002 DATA 134,88,32,15,16,44,82,
64,76,82,86,240,8,52,74,2,50,74,
90,86,50,23,8,52,74,74,64,90,74,
236,16,44,82,82,2,55,15,4,4,4,4,
4,4,236,240,32,32,32,32,32,1,
3,3,25,31,31
9003 DATA 63,127,240,254,254,252
,254,255,255,240,255,255,127,63,
127,255,111,12,252,254,252,254,2
55,254,248,32,8,63,85,170,85,170
,127,8,34,255,85,170,85,170,255,
73,0,66,66,66,66,66,60,0
9999 GO TO 8

```











# SPORTS DAY

**H**ave you ever envied Spectrum owners the huge selection of sports simulations that they can choose between? Simon Padden of Barnstaple, Devon, has come to your aid with Sports Day, for the 16K ZX-81. Use any two keys to run, N/L to jump in the long jump, and 1 to throw the discus when it is inverse.

Sports Day includes five events: the 100 metres, long jump, 400 metres, swimming and discus.

```
0 REM EARNED FAST SGN
INPUT >>>Y:4 LET TAN EARNED7 F
AST SGN 7Y/3 GOSUB 877<<X4 STE
P TAN
1 GOSUB 8500
2 FOR A=0 TO 8 STEP 2
3 PRINT AT A,0;"0000000000"
4 NEXT A
5 PRINT AT 12,0;" ";AT 18,0;" "
6 PRINT AT 12,30;" ";AT 13,30;" "
7 PRINT AT 14,30;" ";AT 15,30;" ";AT 16,30;" ";AT 17,30;" ";AT 18,30;" "
8 PRINT AT 12,4;" ";AT 13,4;" ";AT 14,4;" ";AT 15,4;" ";AT 16,4;" ";AT 17,4;" ";AT 18,4;" "
9 PRINT AT 10,0;"SPORTS DAY"
10 LET Y=5
11 LET K$=""
12 LET T=0
13 PRINT AT 15,0;"- - - - -"
14 PRINT AT 15,0;"- - - - -"
15 LET X=5
16 LET B=0
17 LET H=0
18 PRINT AT 20,0;"STEADY"
19 PAUSE 70
20 PRINT AT 20,0;"GO"
21 PRINT AT 13,Y;" "
22 LET T=T+.38
23 IF INT T=T THEN PRINT AT 19
24 PRINT AT 17,X;"S"
25 LET I$=INKEY$
30 PRINT AT 13,4;" "
35 PRINT AT 17,4;" "
40 IF I$<>K$ THEN LET Y=Y+1
50 IF I$=K$ THEN LET X=X+1
60 LET X=X+P
70 IF Y>=30 OR X>=30 THEN GOTO
100
```

```
75 LET K$=I$
80 GOTO 20
100 FOR A=0 TO 10
101 RAND USR 16514
102 NEXT A
103 PAUSE 100
109 CLS
110 PRINT "THE WINNER IS "
120 IF X>Y THEN PRINT "THE COMP
UTER"
130 IF Y>X THEN PRINT A$
135 PRINT "WITH A TIME OF ";T;"
SECONDS."
136 IF Y>X AND T<B THEN PRINT "
A NEW RECORD, WELL DONE."
137 IF X<Y THEN LET S=S+INT (T*
2)
138 IF Y>X AND T<B THEN LET B=T
139 IF Y>X THEN LET S=S+INT (T*
5)
140 IF X>Y THEN LET Q=0-1
141 PRINT AT 7,0;"NEXT EVENT-LO
NG JUMP";AT 9,0;"KEYS-ANY TO RUN
";AT 11,0;"N/L TO JUMP"
142 PRINT AT 14,0;"YOU HAVE ";S
POINTS."
143 PRINT AT 17,0;"PRESS ANY KE
Y"
150 IF Q<=0 THEN GOTO 8500
160 LET S=S+Y
165 IF Q=0 THEN GOTO 8500
167 IF INKEY$="" THEN GOTO 167
170 CLS
171 LET U=0
172 LET F=1
180 FOR A=0 TO 5
190 PRINT AT A,0;"0000000000000000"
200 NEXT A
201 LET Z=0
210 PRINT AT 5,0;"EVENT 2"
211 PRINT AT 15,0;"SPORT"
212 PRINT AT 8,0;" ";AT 12,0;" "
213 FOR C=9 TO 11
214 FOR A=20 TO 31
```

```
215 PRINT AT C,A;" "
216 NEXT A
217 NEXT C
218 PRINT AT 14,0;"DISTANCE="
219 PRINT AT 6,0;"PLAYER-""",A$
220 FOR A=9 TO 11
221 PRINT AT A,19;" "
222 NEXT A
223 PRINT AT 13,0;"SPEED"
224 LET E=0
225 PRINT AT 7,0;"QUALIFYING D
ISTANCE=";M
226 PAUSE 100
227 PRINT AT 14,10;"GO"
230 LET Y=0
231 LET K$=""
232 LET X=10
233 PRINT AT X,Y;" ";AT X,Y;" "
234 LET E=Y
235 LET I$=INKEY$
236 IF I$<>K$ AND I$<>" " THEN
LET Y=Y+1
237 IF Y>20 THEN GOTO 800
238 IF I$=CHR$ 118 AND Y>15 THE
N GOTO 800
239 LET K$=I$
240 LET Z=Z+(Y-E)
241 IF E=Y THEN LET Z=Z-1
242 GOTO 260
243 PRINT AT 10,Y;" "
244 PAUSE 100
245 CLS
246 PRINT "VOID JUMP-LOSS A LIF
E."
247 PRINT " (FOOL)"
248 PAUSE 100
249 LET Q=0-1
250 IF Q<=0 THEN GOTO 8500
251 GOTO 180
252 LET Y=Y+1
253 LET U=P
254 IF U>11 THEN LET U=11
255 IF U<2 THEN LET U=4
256 LET C=Y+(U)/2
257 PRINT AT 13,7;Z
258 FOR A=Y TO (INT (Y+(U+Z)/3.
6))
259 LET Y=Y+1
260 IF A>31 THEN GOTO 851
261 IF A>31 THEN LET Y=31
262 IF A<C THEN PRINT AT X-1,Y+
1;" "
263 IF A=C THEN PRINT AT X,Y+1;" "
264 IF A>C THEN PRINT AT X,Y+1;" "
265 NEXT A
266 LET I=0
267 PRINT AT 14,10;" "
268 PRINT AT X,Y;" "
269 FOR A=20 TO Y
270 PRINT AT X+1,A;" "
271 LET I=I+1
272 PRINT AT 14,15;I
273 PRINT AT X+1,A;" "
274 NEXT A
275 PAUSE 150
276 CLS
277 LET F=F+1
278 IF I>U THEN LET U=I
279 IF F<4 THEN GOTO 180
280 PRINT "YOUR BIGGEST JUMP WA
S ";U
281 IF U>M THEN PRINT "YOU QUAL
IFIED"
282 IF U<K THEN LET K=U
283 IF U<K THEN PRINT "TOO SHOR
T, LOSE A LIFE"
284 IF U<K THEN LET Q=0-1
285 LET S=S+INT (U*100)
286 PRINT AT 4,0;"YOU NOW HAVE-
";S;"POINTS."
287 PRINT AT 6,0;"NEXT EVENT-40
METERS";AT 8,0;"KEYS-ANY TO RUN
";AT 11,0;"N/L TO JUMP"
288 PRINT AT 18,0;"PRESS ANY KE
Y"
289 IF INKEY$="" THEN GOTO 980
290 IF Q=0 THEN GOTO 8500
291 CLS
292 CLS
293 FOR A=0 TO 6 STEP 2
294 PRINT AT A,0;"0000000000"
295 NEXT A
296 NEXT A
297 PRINT AT 18,0;"PLAYER-""",A$
298 PRINT AT 12,30;" ";AT 13,30;" "
299 PRINT AT 14,30;" ";AT 15,30;" ";AT 16,30;" ";AT 17,30;" ";AT 18,30;" "
300 PRINT AT 12,4;" ";AT 13,4;" ";AT 14,4;" ";AT 15,4;" ";AT 16,4;" ";AT 17,4;" ";AT 18,4;" "
301 PRINT AT 10,0;"SPORTS DAY"
302 PRINT AT 15,0;"- - - - -"
303 PRINT AT 15,0;"- - - - -"
304 LET X=5
305 LET B=0
306 LET H=0
307 PRINT AT 20,0;"STEADY"
308 PAUSE 70
309 PRINT AT 20,0;"GO"
310 PRINT AT 13,Y;" "
311 LET T=T+.38
312 IF INT T=T THEN PRINT AT 19
313 PRINT AT 17,X;"S"
314 LET I$=INKEY$
319 PRINT AT 13,4;" "
324 PRINT AT 17,4;" "
329 IF I$<>K$ THEN LET Y=Y+1
339 IF I$=K$ THEN LET X=X+1
349 LET X=X+P
359 IF Y>=30 OR X>=30 THEN GOTO
100
```







```

2082 PRINT AT 16,10;"READY"
2083 PAUSE 50
2084 PRINT AT 16,10;"STEADY"
2085 PAUSE 70
2086 PRINT AT 16,10;" GO "
2090 PRINT AT 13,Y;" "
2091 LET I=INKEY$
2092 LET T=T+1
2093 IF I$="" THEN GOTO 2091
2100 PRINT AT 13,Y;" "
2120 IF I$<>K$ AND I$<>" " THEN
LET Y=Y+1
2121 IF Y=30 THEN LET U=U+1
2122 IF Y=30 AND W<5 THEN LET Y=
1
2130 IF Y>=30 AND W=5 THEN GOTO
2600
2141 LET K$=I$
2150 GOTO 2090
2600 FOR A=0 TO 10
2610 RAND USR 16514
2620 NEXT A
2630 PAUSE 100
2640 CLS
2642 LET S=S+T
2650 PRINT "YOU MADE IT IN ";T;"
SECONDS"
2651 IF T<0 THEN PRINT "A NEW RE
CORD"
2652 IF T>0 THEN PRINT "TOO SLOW
.LOSE A LIFE"
2653 IF T>0 THEN LET Q=Q-1
2654 IF Q<=0 THEN GOTO 8500
2655 IF T<0 THEN LET O=T
2670 PRINT AT 10,0;"YOU HAVE ";S
POINTS."
2671 PRINT AT 11,0;"NEXT EVENT-D
ISCU$";AT 13,0;"KEYS-ANY TO STAR
T";AT 15,0;" 1 TO THROW"
2672 PRINT AT 18,0;"PRESS ANY KE
Y"
2680 IF INKEY$="" THEN GOTO 2680
2690 CLS
2691 GOTO 3570
3000 FOR A=0 TO 3
3010 PRINT AT A,0;"#A#000000000000
0000 #P#0000"
3020 NEXT A
3030 FOR A=19 TO 21
3040 PRINT AT A,0;"#A#000000000000
0000 #P#0000"
3050 NEXT A
3060 PRINT AT 3,0;" EVEN" S
E-MIN-COG
3061 PRINT AT 18,0;" SPG
P-E-S
3062 FOR A=2 TO 25
3063 PRINT AT 7,A;" ";AT 14,A;" "
3064 NEXT A
3065 PRINT AT 7,1;" ";AT 7,26;" "
"AT 14,1;" ";AT 14,26;" "
3066 FOR A=8 TO 14
3067 PRINT AT A,1;" ";AT A,26;" "
3068 NEXT A
3069 FOR A=2 TO 25
3070 PRINT AT 8,A;" ";AT 11,A;" "
"AT 13,A;" "
3071 NEXT A
3072 PRINT AT 14,1;" ";AT 14,26;" "
3073 PRINT AT 9,28;A$;AT 12,28;"
COMP"
3080 FOR A=31 TO 0 STEP -1
3081 PRINT AT 6,A;" ";AT 15,A;" "
"AT 6,A;" ";AT 15,A;" "
3082 NEXT A
3083 LET X=X+1
3084 LET Y=Y+1
3085 LET X=X+1
3086 LET J=0
3087 LET L=0
3088 LET P=P+.2
3089 PRINT AT 9,Y;" ";AT 12,X;"B
"
3090 PRINT AT 5,10;"XX X GO"
3091 PAUSE 100
3092 PRINT AT 5,10;" "
3093 PAUSE 100
3094 PRINT AT 5,10;" "
3095 PAUSE 100
3096 PRINT AT 5,10;" "

```

[illegible]

```

4090 PRINT "YOU THREW IT ";A;
METERS."
4100 IF A>U THEN PRINT AT 2,0;"A
NEW RECORD."
4110 IF A>U THEN LET U=A
4111 IF A<U THEN PRINT AT 2,0;"T
OO SHORT,LOSE A LIFE."
4113 IF A<U THEN LET Q=0-1
4113 PRINT AT 5,0;"NEXT EVENT-SW
IMMING";AT 7,0;"KEYS-ANY TO SWIM"
4114 PRINT AT 11,0;"PRESS ANY KE
Y"
4120 PAUSE 150
4121 IF INKEY$="" THEN GOTO 4121
4130 CLS
4131 GOTO 3000
4140 IF Q<=0 THEN GOTO 8500
4150 GOTO 8410
5000 PAUSE 100
5010 CLS
5020 PRINT "HIT THE NET,LOSE A
IFE."
5030 LET Q=0-1
5040 PAUSE 150
5050 IF Q<=0 THEN GOTO 8500
5060 CLS
5070 GOTO 3570
8410 LET P=P+.4
8420 IF T<D THEN LET D=T
8425 IF P>15 THEN LET P=10
8426 LET S=3+5
8427 LET M=M+1
8430 LET Q=0-10
8430 CLS
8450 GOTO 2
8500 CLS
8509 RAND USR 16514
8510 PRINT AT 4,5;"SPORTS DAY"
8515 PRINT AT 5,10;"ENCLOSURE"
8520 PRINT AT 6,3;A$;"1-5"
5530 PRINT AT 8,3;5;"POINTS";
5531 IF S>H THEN PRINT AT 10,3;"
POINTS ARE LOST"
5535 IF S<H AND S>(H-100) THEN P
RINT AT 10,3;"SOME ACHIEVED SPD
R"
5536 IF S<(H-100) AND S>(H-200)
THEN PRINT AT 10,3;"SOME ACHIEV
ED"
5537 IF S<(H-200) THEN PRINT AT
10,3;"SOMELESS TRY AGAIN"
5540 IF S>H THEN LET H=S
5541 PRINT AT 18,4;"SIGNED";AT
20,7;"SIMON PADDOX"
8550 PAUSE 150
8560 CLS
8570 GOTO 1
8600 CLS
8610 PRINT AT 1,1;"PRESS";AT 3,2
;"PRINT";AT 5,2;"KEY"
8611 PRINT AT 19,21;"BY";AT 17,2
;"SIMON";AT 19,23;"PADDOX"
8612 PRINT AT 1,10;"AT 2"
1,10;"AT 5,10;"AT 5"
8613 PRINT AT 6,9;4,0;"AT 7,7
9,6;"AT 8,6;"AT 10,8;"AT
12,9;"AT 13,9;"
AT 15,9;"AT 16,4;"
AT 17,4;"AT 19
4;"AT 20,4;"AT 21,16;"
8620 PRINT AT 1,18;"AT 3,18;"
AT 2,18;"AT 4,18;"
AT 5,17;"AT 6,21;"
8625 PRINT AT 8,21;"AT
9,21;"AT 11,21;"AT 12,21;"
8630 IF INKEY$="" THEN GOTO 8630
8640 CLS
9003 PRINT AT 0,10;"SPORTS DAY"
9001 PRINT AT 0,10;"SPORTS DAY"
9002 PRINT AT 0,10;"SPORTS DAY"
9004 PRINT AT 2,0;"BY, SIMON PAD
DOX 1984"
9010 PRINT AT 4,0;"ENTER YOUR IN
TIALS (MAXIMUM 5)"
9012 PRINT AT 6,0;"LIST OF EVENT
S"
9013 PRINT AT 8,0;"EVENT 1:100 M
ETERS"
9014 PRINT AT 10,0;"EVENT 2:LONG
JUMP"
9015 PRINT AT 12,0;"EVENT 3:400
METERS"
9018 PRINT AT 14,0;"EVENT 4:DISC
US"
9019 PRINT AT 16,0;"EVENT 5:SWIM
MING"
9020 INPUT A$
9030 IF LEN A$>3 THEN GOTO 9020
9031 IF A$="" THEN PRINT AT 2
1,0;"HOW YA GOIN?"
9032 IF A$="" THEN PAUSE 250
9040 CLS
9050 LET Q=2
9051 LET K=0
9055 LET S=0
9056 LET P=.3
9057 LET Q=190
9060 LET H=5
9060 RETURN
9090 SAVE "TRAC"
9092 LET H=3
9093 LET D=500
9094 LET D=600
9095 LET U=0
9096 LET N=0
9099 GOTO 1

```



st 1985 No. 41

95p

# Sinclair User

GAZINE

**Roland Rat  
Software  
Superstar**

**OUR GUIDE TO  
COMPUTER CARE  
AND CURE  
PROGRAMMING  
FOR PROFIT  
WIN A SAGA  
GRAPHICS  
TABLET**



## CALLING ALL SINCLAIR USERS

If you've got a Spectrum, you need *Sinclair User*. It's the single biggest selling computer magazine in Britain and the number of readers is growing all the time. Because we're the biggest, we can also deliver the best. We've got the best program listings. Full-length adventure games, superb utilities, and exciting machine-code arcade joystick-busters. Not just another Pac-Man or Frogger in glorious black-and-white Basic. We've got more software reviews. Often we get to review games before other magazines have even seen them. And

### Spectrum Software Scene

selected the character you want to move with a cursor, you then switch to the weapons screen to equip each with some mind blowing secret weapon.

The icons are many and varied. Each has a separate function and is selected with a scrolling cursor. Move the cursor to the function you want a character to perform — pick up — then along to a laser gun; press enter and that character will receive that weapon.

Each order is performed in a similar

**SINCLAIR USER  
CLASSIC**



throughout the game. Some may arise as certain pictures. However, referring to the extensive illustrated booklet by such problems.

deserve a mention. In fact, they are clearly very useful though, unfortunately, the small size tends to be a bit of a problem. Each screen is divided into a number of boxes, all of which contain icons. The screen is divided into a number of boxes, all of which contain icons. The screen is divided into a number of boxes, all of which contain icons.

minutes to complete the time clock. However it

gives the

metically

the codes

You

which

basic

'A'

of

put off.

John Gilbert



will take considerably longer to learn the game, especially if you keep breaking out of it by mistake. It is very easy to exit by accident. Accidental pressure on Enter when you go back to choose another character will take you straight back to the menu. It always seems to happen at some vital point of the game and is enough to turn you to drink.

Shadowfire is excellent value considering the programming expertise which has gone into the game. If you want a quick load-it-up and shoot-it-down then don't waste your money. However, if you want a fast and innovative game which may well take weeks to complete — buy it.

Clare Edgeley

Publisher Beyond Price £9.95  
Memory 48K Joystick Sinclair,  
Kempston, Protek  
\*\*\*\*\*



Next you can put the codes into a

special variable TS and make one

machine code call which enables the

Spectrum to pronounce your message.

For instance, 'TALK' requires the

code 'T1A6H2K1'.

Varitalk is an excellent toy and we

had a lot of fun playing with it.

Unfortunately, all those codes can be a

put off.

John Gilbert

Publisher ITS Software Price £5.00  
Memory 48K

## The Fourth Protocol

Fifty copies of  
spy adventure to  
successful code

BASED on the best-selling spy novel by Forsyth, *The Fourth Protocol* is a time classic game for the Spectrum. A crack Soviet agent has been uncovered in Britain to undermine the You are MIS investigator John Forsyth blind to uncover a plot of chilling racing against an unknown deadly the resources of surveillance network vast databanks of MIS's central computers computer to piece together the

The game, from Century-Hunt, is con-driven, making use of the windows depicting memos, reports, prints and files, as well as detailed the final, graphic, sequence. nd to do so successfully lightning must be combined with information earlier in the game.

*Protocol* is due to be released on a number of all leading high street bookshops, for £14.95. On Computer Publishing is offering a package, and 40 second to the winners of our

JMVCMT PAU TCPU JR PAU

U PAU EJHE CP HBTBYAP

PABO HUOCYU PAU EJHE

CP PAU ECOU TJ LIP

ACO EUUI TBOMHUT PAU

PAMUU YJUT GONF



## Adventure

out that those  
e not allowed  
e only really  
you are ex-  
aesar's eyes.  
er decision  
option of  
y to do this  
you will be

response, 'You don't see much'. The  
world offers no opportunity for diver-  
sion and ends up as a bleak, unstimu-  
lating environment. The descriptions  
are minimal.

If the review version of *Dead at the  
Controls* resembles the final produc-  
tion copies then, sadly, the game is  
nowhere near Artic's usual standard.

## Subsunk

This month's final offerings are both  
produced by Firebird and written  
with the Quill. The first is *Subsunk*.  
You are Ed Lines see reporter for  
the trade rag *Seafaring Gazette*. Your  
continued on page 54

because we've been around for more than three years now, we know what's good and what's not. If a game's lousy, we say so. We don't try to soften the blow to keep software houses happy. If a game stinks, that's exactly what we say about it. And if it's good, then we'll give it due praise.

The very best software gets our Sinclair User Classic award. Recent Classics include *Shadowfire*, *The Fourth Protocol*, *Frankie Goes to Hollywood*, *Dun Darach*, and *Terrormolinos*. And we're the only magazine whose rating system is based fair and square on value for money. You can trust our reviews to give good advice — we reckon the folding stuff counts.

But there's a lot more to *Sinclair User* than reviews and listings. Every month we give away dozens of games or hardware in competitions only our readers can enter.

If you're into programming, we've got some of the most talented brains in the industry writing just for you. We've got articles about everything from the simplest Basic routines to complicated machine-code stuff for the experts. Read us regularly, and you'll find masses of information to help you get more than you ever knew existed out of your Spectrum.

We'll help you play games as well. Zap Chat is full of stunning POKes for all the best games on the market. You want infinite lives for *Booty*? Zap Chat has the answer.

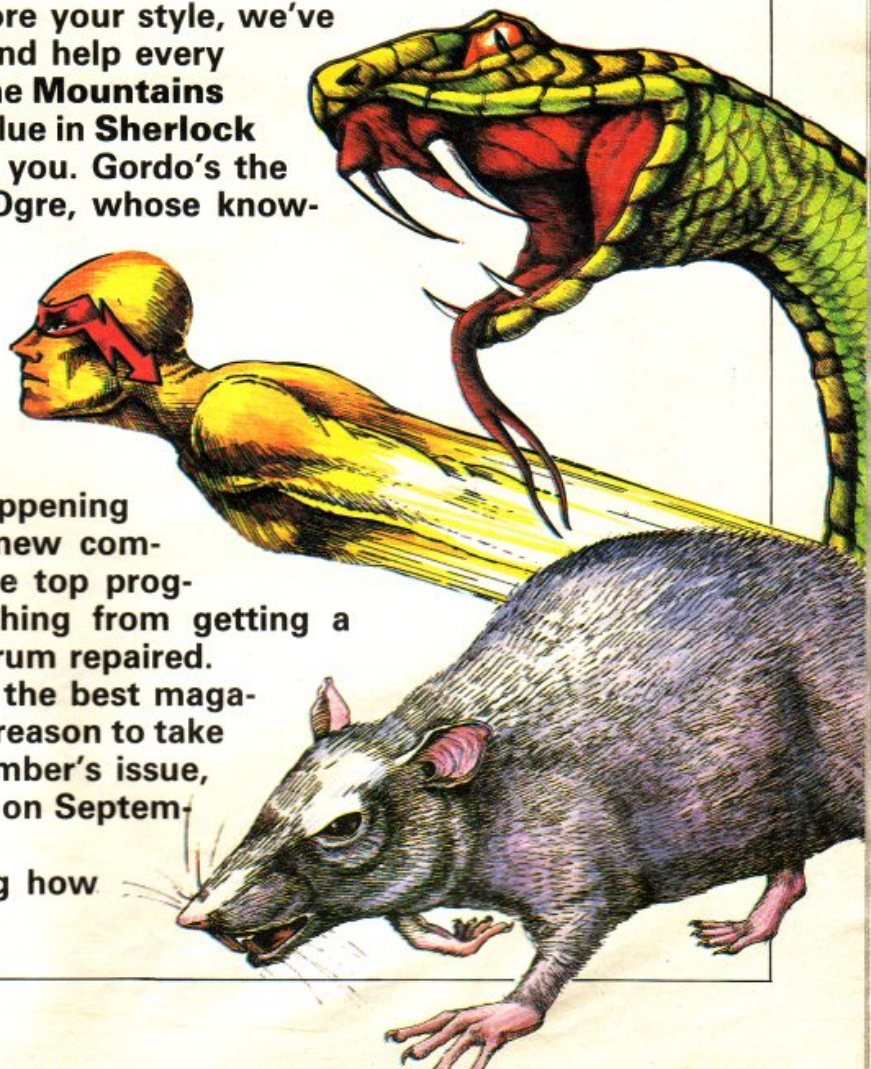
If adventures are more your style, we've got four pages of reviews and help every month. If you're lost in the *Mountains of Ket* or stumped for a clue in *Sherlock Gordo*, *Greatbelly* can aid you. *Gordo*'s the Landlord of the Dancing Ogre, whose knowledge of adventure is only matched by his love of a good fight and a tankard of ale.

Then there's cartoon fun with *Sinclair Simon*, the hopeless hacker whose trials and tribulations are bound to raise a laugh.

There's news about what's happening with new games, new products, new companies. There's interviews with the top programmers, and features on everything from getting a game published to getting a Spectrum repaired.

Obviously, we reckon we've got the best magazine in the business. But there's no reason to take our word for it. Get hold of September's issue, on sale now. October's will appear on September 20.

Before long, you'll be wondering how you ever managed without us.





**H**arry once had six wonderful cars. Stupidly, he left them parked on double yellow lines and they have all been towed away to be crushed and sold for scrap. Help Harry to stop the machines about to pound his cars into oblivion in this platform arcade game.

Harry and the Car Crushers was written for the Spectrum or Spectrum Plus by Alex Matthews of Bromley, Kent.

Refer to the graphics instructions on page five when entering underlined characters.

# HARRY & THE

```

1 LET inst=1: BORDER 1: PAPER
7: INK 0: CLS
2 LET hs=0: LET h$="No-one ye
t"
3 LET sc=0: LET th=9: LET d=-
1
5 RESTORE
6 LET x=19: LET y=23: LET h=1
75
8 LET t=0
9 GO SUB 9000
10 GO SUB 5000: LET i=1: REM i
nstructions
99 CLS
100 FOR f=0 TO 21: PRINT AT f,
24: INK 1: "(isp)": NEXT f
107 INK i
108 PRINT AT 19,25: " (4*ig3)
"
109 PRINT AT 20,25: " (g6)====(
ig6)"
110 PRINT AT 21,25: " (ig7:isp:
2*ig3:isp:g4)"
111 PLOT 217,20: DRAW 30,0,- PI
/2
112 PLOT 220,20: DRAW 10,0,- PI
/2
113 CIRCLE 212,15,5: CIRCLE 249
,15,5
114 PRINT AT x,y: INK 2: "B": A
T x-1,y: "A"
115 INK 0

```

```


120 FOR f=0 TO 21 STEP 5: PRINT
AT f,0: INK 1: PAPER 7: "DDDDDD
DDDDDDDDDDDDDDDDDD": NEXT f
130 FOR n=4 TO 19 STEP 5: FOR f
=1 TO 10: PRINT AT n, INT ( RND
*18+4): INK 3: "(i#)": NEXT f: N
EXT n
135 PRINT AT 14,10: " "
AT 15,10: PAPER 1: INK 7: INVER
SE 1: "E": AT 15,12: "E": AT 15,15
: "E": AT 15,17: "E"
140 IF i>4 THEN PRINT AT 9,11
: " "
AT 10,11: PAPER 1:
INK 7: INVERSE 1: "E": AT 10,13: "
E": AT 10,16: "E": AT 10,18: "E"
145 IF i>1 THEN LET acc= INT (
RND *4+3): PRINT AT 14,acc: "
": PRINT AT 15,acc: PAPER 1:
INK 7: INVERSE 1: "E": AT 15,acc+
2: "E"
180 PRINT AT 21,0: INK 2: "SCOR
E=0": AT 21,13: INK 4: "HIGH=":hs
181 PRINT AT 0,0: INK 1: INVER
SE 1: "HIGH SCORE BY:": "
": AT 0,14: h$
190 PRINT AT 1,0: PAPER 2: INK
7: "S": AT 2,0: "T": AT 3,0: "D":
AT 4,0: "P"
199 PLOT 200,h: DRAW 55,0
200 PLOT 200,h: DRAW OVER 1:20
,0: PLOT OVER 1:200,h: PLOT 235
,h: DRAW OVER 1:20,0: LET h=h-1
: PLOT 200,h: DRAW 55,0
210 IF ATTR (x+1,y)=56 OR ATT
R (x+1,y)=15 THEN PRINT AT x,y
: " "
AT x-1,y: " ": LET x=x+1: L
ET sc=sc-2: PRINT AT x,y: INK 2
: "B": AT x-1,y: "A": BEEP .006,x:
GO TO 210
220 IF h=0 THEN GO TO 8000

```

```

225 PRINT AT 21,6: " "
AT 21,6: INK 2: sc
230 IF INKEY$ ="1" THEN PRINT
AT x,y: " ": AT x-1,y: " ": LET
sc=sc-5: GO SUB 8800: GO TO 255
231 IF INKEY$ ="2" THEN PRINT
AT x,y: " ": AT x-1,y: " ": LET
sc=sc+5: GO SUB 8900
240 IF INKEY$ ="x" THEN PRINT
AT x,y: " ": AT x-1,y: " ": LET
sc=sc-5: GO SUB 8850
255 IF INKEY$ ="s" THEN GO TO
255
260 IF y=0 THEN PRINT AT x,y:
" ": AT x-1,y: " ": LET sc=sc+10:
FOR f=0 TO 10: BEEP .008,10: BE
EP .008,15: BEEP .008,20: NEXT f
: LET x=x-5: LET y=23: PRINT AT
x-1,y: INK 2: "A": AT x,y: "B"
270 PRINT AT th,15: " ": LET th
=th+d: IF th=6 THEN LET d=1
280 IF th=9 THEN LET d=-1
290 PRINT AT th,15: INK 2: "C"
300 IF ATTR (th+1,15)=58 THEN
PRINT AT x,y: " ": FOR f=0 TO 1
0: BEEP .008,10: BEEP .008,17: B
EEP .008,25: NEXT f: LET x=19: L
ET y=23: LET sc=sc-10: PRINT AT
x,y: INK 2: "B": AT x-1,y: "A"
480 IF x=4 AND RND *10>10-i TH
EN PRINT AT x+1,y-1: INK 7: PA
PER 1: INVERSE 1: "E": BEEP .01,2
0: BEEP .01,25
490 IF x<5 AND y=1 THEN GO TO
7000
499 PRINT AT x,y: INK 2: "B": A
T x-1,y: "A"
500 GO TO 200
5000 PAPER 7: INK 0: OVER 0: CLS
: PRINT AT 0,0: INVERSE 1: "
HARRY AND THE CAR CRUSHER "

```





# CAR CRUSHERS

```

5010 RESTORE : 'FOR f=1 TO 13: RE
AD len,note: BEEP len/2,note: NE
XT f
5020 FOR f=0 TO 21: PRINT AT f,
0; INVERSE 1;" HARRY AND THE
CAR CRUSHER "
5030 BEEP .004,f: PRINT AT f,0;
"
": NEXT f
5040 PRINT AT 21,0; INVERSE 1;"
HARRY AND THE CAR CRUSHER "
5050 PRINT AT 10,7;"BY ALEX MAT
THEWS": FOR f=0 TO 15: BEEP .01,
10: NEXT f
5060 FOR f=21 TO 0 STEP -1: PRIN
T AT f,0; INVERSE 1;" HARRY
AND THE CAR CRUSHER "
5070 BEEP .004,f: PRINT AT f,0;
"
": NEXT f
5080 PRINT AT 0,0; INVERSE 1;"
HARRY AND THE CAR CRUSHER "
5090 FOR f=0 TO 15: BEEP .01,15:
NEXT f
5095 IF inst=0 THEN RETURN
5100 PRINT AT 2,0;" Harry has(h
ad)six cars(lucky him);a blue
one,a red one,a purple one(Y
UK!),a green one, a light blue
one and a yellow one."" Unfo
rtunately,though,he had notgot a
nywhere to keep them exceptfor p
arking them on a double yellow
w line outside his house."
5110 PRINT " Eventually the day
came when all of his cars were
towed away to be crushed in the
scrapyard."
5115 PRINT #1; FLASH 1;"***PRESS
ANY KEY TO CONTINUE***": GO SUB
6000: CLS
5120 PRINT " You are Harry and y
ou have got to press the red STO
P button before your car gets
crushed to the ground."" Jump
over the blocks and holes,avoidi
ng the bouncing tyre,but BEWARE

```

You also lose poin  
ts for running to the right  
(x'key)."  
5140 PRINT "Hold down the's'key  
to pause thegame."  
5150 PRINT #1; FLASH 1;"\*\*\*\*\*PRE  
SS ANY KEY TO START\*\*\*\*\*"  
5500 GO SUB 6000  
5999 RETURN  
6000 RESTORE 9030  
6005 READ len,note: IF len <> 99  
9 AND INKEY\$="" THEN BEEP len  
/3,note: GO TO 6005  
6010 IF len=999 THEN GO TO 6500

```

6020 RETURN
6500 IF t=2 THEN FOR n=1 TO 2:
FOR f=40 TO 0 STEP -2: BEEP .008
,f: BORDER 7: BEEP .008,f+5: BEE
P .008,f+10: BORDER 2: NEXT f
6510 IF t=2 THEN NEXT n
6515 LET t=t+1: IF t=3 THEN LET
t=0
6520 RESTORE 9030
6525 BORDER 1
6530 GO TO 6005
6999 STOP
7000 FOR f=0 TO 10: FOR n=1 TO 3
: BEEP .008,n*5: BEEP .008,n*5+5
: BEEP .008,n*5+10: NEXT n: NEXT
f
7010 CLS : PRINT AT 1,4; INK 2;
FLASH 1; PAPER 7;"YOU'VE DONE S
CREEN "i;"!!!!"
7020 IF i=6 THEN GO TO 7500
7030 PRINT AT 4,7;"SO FAR YOU H
AVE...": PAUSE 50
7040 FOR f=0 TO 5: FOR n=1 TO 3:
BEEP .008,n*7: BEEP .008,n*7+5:
BEEP .008,n*7+10: NEXT n: NEXT
f
7050 PRINT AT 6,10; INVERSE 1;
INK 2;sc;" POINTS!!!"
7060 PRINT AT 8,4;"Your car was
";h;" pixels "" away from bei
ng crushed to the GR
OUND!!!" BONUS SCORE:"
h: LET sc=sc+h
7070 PRINT AT 14,8; PAPER i+1;
INK 9; FLASH 1;"NOW FOR SCREEN "
;i+1: LET i=i+1
7075 PRINT "" AND SOME MORE
HAZARDS!!!"
7080 PRINT "" PRESS ANY KEY T
O CONTINUE": PAUSE 0: LET x=19:
LET y=23: CLS : LET h=175: GO TO
100
7500 PRINT AT 4,7; INK 2; FLASH
1;"YOU'VE DONE IT!!!"
7510 FOR f=0 TO 5: FOR n=1 TO 3:
BEEP .008,n*2: BEEP .008,n*2+5:
BEEP .008,n*2+10: NEXT n: NEXT
f
7520 FOR f=0 TO 5: FOR n=1 TO 3:
BEEP .008,n*4: BEEP .008,n*4+5:
BEEP .008,n*4+10: NEXT n: NEXT
f
7530 FOR f=0 TO 5: FOR n=1 TO 3:
BEEP .008,n*6: BEEP .008,n*6+5:
BEEP .008,n*6+10: NEXT n: NEXT
f
7540 FOR f=0 TO 5: FOR n=1 TO 3:
BEEP .008,n*8: BEEP .008,n*8+5:
BEEP .008,n*8+10: NEXT n: NEXT
f
7560 PRINT AT 6,7;"YOUR SCORE W
AS...": AT 8,10; INK 2; INVERSE
1;sc;" POINTS!!!"
7561 PRINT "YOUR CAR WAS ";h;" P

```

```

IXELS AWAY""FROM BEING CRUSHED.
BONUS ";h: LET sc=sc+h
7570 GO TO 8040
8000 FOR f=40 TO 0 STEP -2: BEEP
.008,f: BEEP .008,f+5: BEEP .00
8,f+10: NEXT f
8010 CLS : PRINT AT 1,0; INK 2;
FLASH 1;"YOUR CAR GOT CRUSHED O
N SCREEN ";i
8020 PRINT "" TAB 8;"Your score
is...";"" TAB 10;sc;" POINTS."
8040 IF hs>sc THEN GO TO 8100
8050 PRINT ""This may sound bad
to you but..."
8055 LET hs=sc
8060 PRINT ""IT MEANS YOU HAVE
A HIGH SCORE!!!"
8070 PRINT ""Enter your name.(m
ax.10 chars)"
8080 INPUT "Name? "; LINE h$; IF
LEN h$>10 THEN GO TO 8080
8100 PRINT ""TODAY'S HIGH SCORE
IS ";hs
8110 PRINT "SCORED BY ";h$
8120 FOR f=0 TO 10: FOR n=10 TO
20 STEP 2: BEEP .008,n: NEXT n:
NEXT f
8130 PRINT ""Press'I'for instruc
tions,or 'P' to play again"
8132 IF INKEY$ <> "P" AND INK
EY$ <> "p" AND INKEY$ <> "I"
AND INKEY$ <> "i" THEN GO TO
8132
8133 IF INKEY$ ="p" OR INKEY$
="P" THEN LET inst=0
8134 IF INKEY$ ="i" OR INKEY$
="I" THEN LET inst=1
8135 CLS
8140 GO TO 3
8799 STOP
8800 IF y<3 THEN PRINT AT x,y;
INK 2;"A": RETURN
8803 IF ATTR (x-1,y-1) <> 56 TH
EN PRINT AT x,y; INK 2;"A": RE
TURN
8805 BEEP .008,-5
8807 LET x=x-1: LET y=y-1
8810 PRINT AT x,y; INK 2;"B"; A
T x-1,y;"A": BEEP .008,10
8820 IF ATTR (x,y-1) <> 56 THEN
PRINT AT x,y; INK 2;"B"; AT x
-1,y;"A": RETURN
8825 PRINT AT x,y;" "; AT x-1,y
;" "
8830 LET y=y-1: BEEP .008,0
8849 RETURN
8850 LET y=y+1
8855 IF ATTR (x,y) <> 56 THEN
LET y=y-1
8857 PRINT AT x,y; INK 2;"B"; A
T x-1,y;"A"
8860 BEEP .003,10: BEEP .005,40
8899 RETURN
8900 LET y=y-1
8901 IF ATTR (x,y) <> 56 THEN
LET y=y+1: PRINT AT x,y; INK 2;
"B"; AT x-1,y;"A": RETURN
8903 PRINT AT x-1,y; INK 2;"A";
AT x,y;"B"
8910 BEEP .003,40: BEEP .005,10
8999 RETURN
9020 DATA 1,5,1,4,1,10,3,10,.5,8
,.5,5,.5,2,.5,-1,1,-3,1,0,1,5,3,
4,3,5
9030 DATA 1,4,1,3,1,4,1,3,1,4,1,
-1,1,2,1,0,3,-3,1,-8,1,-4,1,-3,3
,-1,1,-8,1,-4,1,-1,3,0,1,-8
9040 DATA 1,4,1,3,1,4,1,3,1,4,1,
-1,1,2,1,0,3,-3,1,-8,1,-4,1,-3,3
,-1
9050 DATA 1,-8,1,0,1,-1,4,-3
9060 DATA 999,999
9100 REM GRAFIX
9110 DATA 30,63,105,253,57,31,62
,12,28,62,255,63,61,37,36,108
9120 DATA 0,60,66,90,90,66,60,0
9130 DATA 255,170,255,0,0,0,0,0
9140 DATA 129,66,129,0,0,0,0,0
9150 DATA 255,219,129,219,219,12
9,219,255
9900 RESTORE 9100: FOR f=0 TO 47
: READ a: POKE USR "a"+f,a: NEX
T f
9999 RETURN

```



!The floor of the top level  
is very weak and likely to col  
lapse."  
5130 PRINT ""When you reach the  
left hand side of the screen  
you will be teleported to the l  
evel above. You can only jump  
to the left; press the 'z' and sy  
mbol shift keys. Since this is  
faster than running to the left  
(z'key)you lose points for it.







**F**ight your way to the north pole in Arctic Explorer. There are ten screens to be negotiated en route. Each contains different hazards such as rockfalls, rolling snowballs, snowmen, crevasses and crumbling ice. Move left with O, right with P, jump left with CAPS SHIFT and O, jump right with CAPS SHIFT and P.

Written for the Spectrum or Spectrum Plus by Neil Bates of Coventry.

Underlined letters are those to be entered in graphics mode.

u>

```

1 LET hi=0: LET n=3000
10 GO SUB 9000: GO SUB 9050
25 CLS: GO SUB 8000+(s*10): G
O SUB 9500
40 LET b=b$(2)+b$(1): LET t=t
-(t>0): PRINT AT 15,12: PAPER 0
: INK 5: BRIGHT 1:t: " ": BEEP .0
1,-10: GO SUB 1000+(s*100): LET
b=b+(INKEY$="p")-(INKEY$="o")
AND b): IF INKEY$="P" THEN L
ET q=1: IF b<29 THEN GO SUB 400
O
75 IF INKEY$="O" THEN LET q
=-1: IF b>2 THEN GO SUB 4000
80 PRINT AT a,b:b$(1)
90 IF b >= 31 THEN LET s=s+1:
FOR f=1 TO 50: OUT 254,59: OUT
254,200: NEXT f: LET b=0: LET sc
=sc+t+100: LET t=100: GO TO 25

100 GO TO 40
1100 LET a=a$(193 TO 224)+a$(1
TO 32)+a$(33 TO 64)+a$(65 TO 96)
+a$(97 TO 128)+a$(129 TO 160)+a$
(161 TO 192)
1110 PRINT AT 0,0: INK 0:a$: IF
a$(193+b) <> " " THEN GO TO n

1130 RETURN
1200 LET a=a$(2 TO 32)+a$(1)+a$
(34 TO 64)+a$(33): PRINT AT 5,0
:a$: IF a$(33+b) <> " " THEN GO
SUB 8023: GO TO n: IF ATTR (a+
1,b)=56 THEN GO SUB 8023: GO TO
n
1240 RETURN
1300 IF RND >.45 THEN LET a=a$
(2 TO 32)+a$(1)+a$(34 TO 64)+a$
(33): GO TO 1320
1310 LET a=a$(32)+a$(1 TO 31)+a
$(64)+a$(33 TO 63)
1320 PRINT AT 5,0:a$: IF a$(33+
b) <> " " THEN GO TO n
1340 RETURN
1400 IF RND >.5 THEN IF z=0 TH
EN LET v=7: LET j=INT (RND *2
7)+3: IF ATTR (7,j)=61 THEN LE
T z=1
1410 IF z=1 THEN PRINT AT v,j:
" ": AT v+1,j: INK 5: PAPER 7:"K
": LET v=v+1: IF v=9 THEN PRINT
AT 9,j: " ": LET z=0
1420 PRINT AT a,b: " ": IF ATTR
(a+1,b)=56 THEN GO TO n
1430 RETURN
1500 GO SUB 1300: RETURN
1600 PRINT AT a,b: " ": IF ATTR
(a+1,b)=56 THEN GO TO n
1620 RETURN
1700 GO SUB 1600: GO SUB 1200: R
ETURN
1800 GO SUB 1700: RETURN
1900 GO SUB 1300: GO SUB 1600: R
ETURN
2000 PRINT AT a,b: " ": IF ATTR
(a+1,b)=56 THEN GO TO n
2020 IF b >= 25 THEN GO TO 2500

2030 RETURN
2500 PRINT AT a,b:"AP": RESTORE

```

```

, 9900: FOR f=1 TO 32: READ a,b:
BEEP a/3,b: NEXT f: LET sc=sc+50
0: PRINT AT 10,12: INK 0: FLASH
1:"BONUS =500": AT 8,12: INK 2:
"WELLDONE"
2540 FOR f=1 TO 20: BEEP .01,f+3
0: BEEP .01,f*2: NEXT f
2550 LET a=6: LET b=0: LET s=1:
LET l=1+1: GO TO 20
3000 PRINT AT a,b: INK 2:"A": L
ET l=1-1: IF l=0 THEN GO TO 380
0
3010 RESTORE 9900: FOR f=1 TO 6:
READ a,b: BEEP a/2,b: NEXT f
3020 LET a=6: LET b=0: GO TO 25

3800 RESTORE 9900: FOR f=1 TO 6:
READ a,b: BEEP a/1.5,b: NEXT f:
PRINT AT 12,11: INK 7: FLASH 1
: BRIGHT 1: PAPER 0:"GAME OVER"

3810 IF sc>hi THEN LET hi=sc: P
RINT AT 9,0: INK 5: PAPER 0: BR
IGHT 1:n$: AT 9,8:"A NEW HIGH SC
ORE": FOR f=20 TO 40: BEEP .01,f
: BEEP .01,f-20: NEXT f
3820 RESTORE 9910: FOR f=1 TO 25
: READ a,b: BEEP a/4,b: NEXT f

3830 FOR f=4 TO 7: PRINT AT 21,

```

```

,12:"K": AT 7,15:"KKKKKK": AT 7,
22:"KKKK": AT 7,27:"KKKK": RETU
RN
8070 GO SUB 8061
8072 DIM a$(64): LET a$(10 TO 11
)="LM": LET a$(42 TO 43)="NO"
8073 RETURN
8081 GO SUB 8020: PRINT AT 7,0:
n$: GO SUB 8061: RETURN
8090 GO SUB 8030: PRINT AT 7,0:
n$: GO SUB 8061: RETURN
8100 PRINT AT 7,0: INK 5:"KKKKK
": AT 7,7:"KKK": AT 7,12:"K": AT
7,14:"KK": AT 7,17:"KKK": AT 7,
22:"KKKKKKKKKK": RETURN
9000 RESTORE 9920: FOR f= USR "a
" TO USR "p"+7: READ a: POKE f,
a: NEXT f: RETURN
9051 LET b$="AB": LET l=5: LET a
=6: LET b=0: LET sc=0: LET s=1:
LET t=100: LET n$="
": RETURN
9510 FOR f=12 TO 21: PRINT AT f
,0: PAPER 0:n$: NEXT f: RESTORE
9960: FOR f=1 TO 5: READ x,y,x$:
PRINT AT x,y: INK 6: BRIGHT 1:
PAPER 0:x$: NEXT f: FOR f=1 TO
5: READ x,y,q: PRINT AT x,y: BR
IGHT 1: PAPER 0: INK 5;q: NEXT f
: RETURN

```



# Arctic Explorer

```

0: INK f: PAPER 0: BRIGHT 1:" P
RESS ANY KEY FOR ANOTHER GO ":
PAUSE 10: IF INKEY$="" THEN N
EXT f: GO TO 3830
3840 GO TO 10
4000 RESTORE 9950: FOR f=1 TO 6:
READ x,y,m: PRINT AT a,b: " ":
LET a=a+y: LET b=b+m: PRINT AT
a,b:"A": BEEP .001,x: NEXT f
4020 RETURN
5000 GO SUB 4000: PRINT AT a,b:
" ": LET b=INT b-1: IF b>21 THE
N IF a <= 6 THEN GO TO 50
5005 LET a=6: GO TO 3000
8010 DIM a$(224): FOR f=1 TO 15:
LET c=INT (RND *190)+1: LET a
$(c)=CHR$ (INT (RND *2)+148):
NEXT f
8011 PRINT AT 7,0: PAPER 7: INK
5:"KKKKKKKKKKKKKKKKKKKKKKKKKK
KKKK",,: RETURN
8020 GO SUB 8023: GO SUB 8011
8022 RETURN
8023 DIM a$(64): LET a$="
LM LM LM
NO NO NO": RETURN
8030 LET a$=" GH
IJ
": GO SUB 8011: RETURN
8040 LET j=10: LET v=0: LET z=0:
GO SUB 8011: RETURN
8050 GO SUB 8030: LET a$(20 TO 2
1)="GH": LET a$(52 TO 53)="IJ":
RETURN
8061 PRINT AT 7,0: INK 5:"KKKK"
: AT 7,5:"KKK": AT 7,9:"K": AT 7

```

```


9900 DATA 1,5,1,5,1,2,.5,4,.5,2,
2,0,1,7,.5,7,.5,2,.5,2,.5,4,.5,2
,2,7,2,0,1,7,.5,7,.5,5,.5,2,.5,4
,1,2,2,5,2,7,2,0,2,2,1,2,.5,4,.5
,2,1,0,1,7,1,5,1,2,2,0
9910 DATA 2,7,1,9,.5,11,.5,12,.2
5,14,.25,16,.25,14,.25,12,1.5,11
,.5,12,.125,14,.125,16,.125,14,.
125,12,.125,11,.125,12,.125,11,.
125,9,2,7,1,9,1,11,2,12,1,11,1,1
2,3,14
9920 DATA 28,28,8,127,28,28,20,2
0,28,28,8,28,62,93,20,34,114,116
,40,112,112,112,114,62,78,46,20,
14,14,14,78,124,48,124,190,255,2
51,118,126,60,32,12,12,0,0,102,3
,9,3
9930 DATA 3,7,13,15,6,3,1,15,192
,224,176,240,96,192,128,240,31,5
5,99,51,19,6,12,24,248,236,198,2
04,200,96,48,24
9940 DATA 0,255,255,187,179,19,1
,1,7,25,55,111,127,255,255,254,2
24,248,252,254,254,63,223,221,25
4,191,191,127,127,63,31,7,125,25
1,251,246,206,60,248,224,40,44,4
6,40,32,32,32,32
9950 DATA 16,-1,0,18,-1,0,20,0,q
,22,0,q,22,1,q,20,1,0
9960 DATA 13,3,"LIVES",15,20,"LE
VEL",15,3,"BONUS",17,3,"SCORE",1
9,3,"HI-SCORE",13,12,1,15,12,t,1
7,12,sc,19,12,hi,16,22,s
9970 DATA -45,-53,-34,-61,-21,-6
7,-7,-70,7,-70,21,-67,34,-61,45,
-53,34,-61,21,-67,7,-70,-7,-70,-
21,-67,-34,-61,200

```



# DOG FIGHT

**S**hoot down the red baron before he can hit you. This is the challenge in Dog Fight, written for the Spectrum or Spectrum Plus by Neil Bates of Coventry. Underlined letters are those to be entered in graphics mode.



```

1 POKE 23676,250: POKE 23675,
0
2 GO SUB 500
5 GO SUB 3000
10 DIM y(2): DIM x(2): LET sc=
0: DIM m(2): LET a$="01234567":
LET b$=a$: LET x(1)=5: LET y(1)=
5: LET x(2)=15: LET y(2)=10: LET
f=0: LET a=5: LET b=5: LET c=10
: LET d=15: LET t=100
30 PAPER 0: BORDER 0: INK 7: C
LS : FOR f=3 TO 13: PRINT AT f,
3: PAPER 5:
": NEXT f
40 PRINT AT 21,2: INK 4: BRIG
HT 1: " SCORE = ":sc: TAB 20:"TIM
E = ":t: "
50 IF INKEY$="8" THEN LET a
$=a$(2 TO )+a$(1)
60 IF INKEY$="5" THEN LET a
$=a$(8)+a$( TO 7)
70 LET f=1: GO SUB 200+(( VAL
a$(1))*10): GO SUB 300
80 IF x(1)>x(2) THEN LET b$=b
$(2 TO )+b$(1): GO TO 100
90 IF x(1)<x(2) THEN LET b$=b
$(8)+b$( TO 7)
100 LET f=2: GO SUB 200+(( VAL
b$(1))*10): GO SUB 300
110 PRINT AT a,b: PAPER 5: "
: AT a+1,b: " ": AT c,d: " ": AT
c+1,d: " ": POKE 23675,m(2): PR
INT AT y(2),x(2): INK 2: PAPER
5:"AB": AT y(2)+1,x(2): "CD": POK
E 23675,m(1): PRINT AT y(1),x(1
): INK 4: PAPER 5:"AB": AT y(1)+
1,x(1): "CD": LET a=y(1): LET b=x
(1): LET c=y(2): LET d=x(2)
120 IF f=2 AND RND <.1 THEN G
O SUB 600+(( VAL b$(1))*10)
130 IF INKEY$="0" THEN LET f
=1: GO SUB 600+(( VAL a$(1))*10)
140 LET t=t-1: PRINT AT 21,27:
INK 4: BRIGHT 1:t: " ": IF t <=
0 THEN GO TO 1030
150 GO TO 50
200 LET y(f)=y(f)-1: LET m(f)=0
: RETURN
210 LET y(f)=y(f)-1: LET x(f)=x
(f)+1: LET m(f)=32: RETURN
220 LET x(f)=x(f)+1: LET m(f)=6
4: RETURN
230 LET x(f)=x(f)+1: LET y(f)=y
(f)+1: LET m(f)=96: RETURN
240 LET y(f)=y(f)+1: LET m(f)=1
28: RETURN
250 LET y(f)=y(f)+1: LET x(f)=x
(f)-1: LET m(f)=160: RETURN
260 LET x(f)=x(f)-1: LET m(f)=1
92: RETURN
270 LET x(f)=x(f)-1: LET y(f)=y
(f)-1: LET m(f)=224: RETURN
300 IF y(f)>12 THEN LET y(f)=3
310 IF y(f)<3 THEN LET y(f)=12
320 IF x(f)<3 THEN LET x(f)=27
330 IF x(f)>27 THEN LET x(f)=3
340 RETURN
500 FOR f=64000 TO 64255: READ
a: POKE f,a: NEXT f: RETURN
510 DATA 0,0,1,127,255,255,127,

```

```

11,0,0,128,254,255,255,254,208,7
,3,1,1,15,15,1,224,192,192,128
,128,240,240,128
520 DATA 12,30,31,15,7,7,5,7,0,
0,0,128,224,240,240,248,7,79,239
,126,56,124,46,4,252,190,255,15,
6,0,0,0
530 DATA 0,0,0,0,96,97,103,255,
48,120,120,120,248,120,248,252,2
55,103,97,96,0,0,0,0,252,248,120
,248,120,120,120,48
540 DATA 4,46,124,56,126,239,79
,7,0,0,0,6,15,255,190,252,7,5,7,
7,15,31,30,12,248,240,240,224,12
8,0,0,0
550 DATA 1,15,15,1,1,3,3,7,128,
240,240,128,128,192,192,224,11,1
27,255,255,127,1,0,0,208,254,255
,255,254,128,0,0
560 DATA 0,0,0,96,240,255,125,6
3,32,116,62,28,126,247,242,224,3
1,15,15,7,1,0,0,0,224,160,224,22
4,240,248,120,48
570 DATA 12,30,30,30,31,30,31,6
3,0,0,0,0,6,134,230,255,63,31,30
,31,30,30,30,12,255,230,134,6,0,
0,0,0
580 DATA 0,0,0,1,7,15,15,31,48,
120,248,240,224,224,160,224,63,1
25,255,240,96,0,0,0,224,242,247,
126,28,62,116,32
600 PLOT x(f)*8+8,176-y(f)*8: D
RAW INK 0:0,23: BEEP .001,40: G
O SUB 1000: PLOT OVER 1:x(f)*8+
8,176-y(f)*8: DRAW OVER 1:0,23:
BEEP .001,60: RETURN
610 PLOT x(f)*8+16,176-y(f)*8:
DRAW INK 0:23,23: BEEP .001,40:
GO SUB 1000: PLOT OVER 1:x(f)*
8+16,176-y(f)*8: DRAW OVER 1:23
,23: BEEP .001,60: RETURN
620 PLOT x(f)*8+16,168-y(f)*8:
DRAW INK 0:23,0: BEEP .001,40:
GO SUB 1000: PLOT OVER 1:x(f)*8
+16,168-y(f)*8: DRAW OVER 1:23,
0: BEEP .001,60: RETURN
630 PLOT x(f)*8+16,160-y(f)*8:
DRAW INK 0:23,-23: BEEP .001,40
: GO SUB 1000: PLOT OVER 1:x(f)*
8+16,160-y(f)*8: DRAW OVER 1:2
3,-23: BEEP .001,60: RETURN
640 PLOT x(f)*8+8,160-y(f)*8: D
RAW INK 0:0,-23: BEEP .001,40:
GO SUB 1000: PLOT OVER 1:x(f)*8
+8,160-y(f)*8: DRAW OVER 1:0,-2
3: BEEP .001,60: RETURN
650 PLOT x(f)*8,160-y(f)*8: DRA
W INK 0:-23,-23: BEEP .001,40:
GO SUB 1000: PLOT OVER 1:x(f)*8
,160-y(f)*8: DRAW OVER 1:-23,-2
3: BEEP .001,60: RETURN
660 PLOT x(f)*8,168-y(f)*8: DRA
W INK 0:-23,0: BEEP .001,40: GO
SUB 1000: PLOT OVER 1:x(f)*8,1
68-y(f)*8: DRAW OVER 1:-23,0: B
EEP .001,60: RETURN
670 PLOT x(f)*8,176-y(f)*8: DRA
W INK 0:-23,23: BEEP .001,40: G
O SUB 1000: PLOT OVER 1:x(f)*8,
176-y(f)*8: DRAW OVER 1:-23,23:
BEEP .001,60: RETURN
1000 IF f=1 THEN IF ATTR (y(2
),x(2))+ ATTR (y(2),x(2)+1)+ ATTR
(y(2)+1,x(2))+ ATTR (y(2)+1,x(2

```

```

)+1) <> 168 THEN GO TO 1090
1010 IF f=2 THEN IF ATTR (y(1
),x(1))+ ATTR (y(1),x(1)+1)+ ATTR
(y(1)+1,x(1))+ ATTR (y(1)+1,x(1
)+1) <> 176 THEN GO TO 1030
1020 RETURN
1030 FOR g=0 TO 5: FOR f=0 TO 25
5 STEP 32: BEEP .001,40:g: PRINT
AT y(1),x(1): PAPER 5: INK g: "
AB": AT y(1)+1,x(1): "CD": BEEP .
001,60: POKE 23675,f: NEXT f: NE
XT g
1040 PRINT AT 5,4: BRIGHT 1: PA
PER 5: INK 2: " GAME OVER
"
1050 FOR f=0 TO 50 STEP 5: BEEP
.01,f: NEXT f
1060 FOR f=1 TO 4: BEEP .01,30:
PAUSE 5: BEEP .01,20: PAUSE 5: N
EXT f
1070 PRINT AT 7,10:"PRESS ANY K
EY": PAUSE 1
1080 PAUSE 0: GO TO 10
1090 BEEP .01,60: PRINT AT y(2
),x(2): PAPER 5: " ": AT y(2)+1,x
(2): " ": LET sc=sc+t: PRINT AT
21,11: BRIGHT 1: INK 4:sc: LET
t=100: LET y(2)=5: LET x(2)=23:
RETURN
3000 PAPER 0: BORDER 0: CLS : PR
INT AT 2,8: INK 6: PAPER 0: BRI
GHT 1:"D O G F I G H T"
3010 LET n$=" IT IS THE 1st WOR
LD WAR.THE BATTLE FOR THE SK
Y WAS BEING WON BY THE GERMAN
S,AND IN PARTICULAR,BY THE
RED BARON. YOUR TASK IS TO S
HOOT HIM DOWN.
KEYS:5 LEFT ,8 RI
GHT ,0 FIRE"
3015 LET n$=n$+" YOU LOSE A
LIFE IF YOU GET SHOT OR YOU
R TIME RUNS OUT YOU CONTROL
GOOD
THE GREEN PLANE.
D LUCK "
3020 POKE 23675,64: LET o=4: LET
p=0: FOR f=1 TO LEN n$: BEEP .
001,20: PRINT AT o,p: INK 5: BR
IGHT 1:n$(f): INK 4:"AB": AT o+1
,p: "CD": LET p=p+1: IF p=32 THE
N LET p=0: LET o=o+1
3030 NEXT f
3035 PRINT AT 19,0: FLASH 1: BR
IGHT 1: INK 6: PAPER 0: " PRE
SS ANY KEY TO START "
3040 PRINT AT o,p: " ": AT o+1,
p: " ": PAUSE 0: PAUSE 1: RETURN

```



# MANIAC

**Y**our constantly moving Maniac must eat as many pears as possible within two minutes. He must not fall into a pit or you will be given a two second penalty. Time elapsed and score are constantly shown on the screen.

Written for the Spectrum or Spectrum Plus by Shahram Kaviani of Ecclesall, Sheffield.

Refer to page five for help in entering underlined letters.



The aim of this game is to eat as many fruits as possible in two minutes. "If you fall into the ditch or one of the pits you will get a two second penalty. "GOOD LUCK" "KEYS" "Z-left", "X-right", "M-down", "K-up" 1010 DEF FN t()=INT((256\*PEEK(23673)+PEEK(23672))/50):BEEP .15,0:BEEP .1,-10:BEEP .1,20:BE P .1,-10 1020 LET r=60:LET z=126:LET t=255 1030 FOR m=USR "a" TO USR "1": READ a:POKE m,a:NEXT m:RETU R N 2000 DATA r,z,t,t,t,t,z,r,36,102,231,t,t,t,t,z,r,r,z,t,248,a,t,z,r,r,z,t,t,t,231,102,36,r,z,t,31,a,t,z,r 2010 DATA 6,9,24,r,z,z,r,24,153,116,58,158,r,18,108,163,1,152,98,10,192,14,48,130,0,32,4,0,33,0,4,128,0,4,64,16,0,68,0,a,a,a,a,a,a,a,a,a,a

```
1 REM          Maniac
  @ Shahram Kaviani .
10 GO SUB 1000
100 GO SUB 900: GO SUB 800
220 LET t=FN t():PRINT AT 19,11;T:IF t>119 THEN GO TO 600

230 IF INKEY$="z" THEN LET a=-1:LET b=0:LET d$=CHR$ 148

240 IF INKEY$="x" THEN LET a=1:LET b=0:LET d$=CHR$ 146
250 IF INKEY$="k" THEN LET b=-1:LET a=0:LET d$=CHR$ 145

260 IF INKEY$="m" THEN LET b=1:LET a=0:LET d$=CHR$ 147
270 PRINT AT y,x;" ":LET x=x+a:LET y=y+b:IF ATTR (y,x)=85 THEN GO SUB 400
280 IF ATTR (y,x)=84 THEN GO SUB 300
290 PRINT AT y,x;d$:GO TO 210
300 LET s=s+1:PRINT AT 21,11;
```

```
s; AT y,x;"A":BEEP .025,-20:BE
EP .015,-40
310 LET e=(RND *14)+1:LET f=(
RND *30)+1:IF ATTR (e,f)<>8
6 THEN GO TO 310
320 PRINT AT e,f;c$:RETURN
```

```
400 FOR n=150 TO 154:PRINT AT
y,x;CHR$ n:BEEP .015,n-100:N
EXT n:PRINT AT y,x;INK 5;b$:
BEEP .1,-30:FOR n=0 TO 100:NEX
T n:GO SUB 860:RETURN
600 BEEP .25,30:BEEP .25,10:P
RINT AT 10,10;FLASH 1;"TIME OV
ER":PRINT #0;AT 0,0;"PRESS SP
ACE TO CONTINUE"
610 PAUSE 0:IF INKEY$=" " TH
EN GO TO 80
620 GO TO 610
800 BORDER 1:POKE 23693,86:CL
S:LET s=0:LET a$="(32*isp)":
LET b$=CHR$ 143:LET c$=CHR$ 1
6+CHR$ 4+CHR$ 149
810 PRINT AT 0,0;INK 5;a$:FO
R n=1 TO 15:PRINT:AT n,0;INK
5;b$:AT n,31;INK 5;b$:NEXT n
:PRINT AT 16,0;INK 5;a$
840 FOR n=0 TO 10*m:PRINT AT
RND *16,RND *31;INK 5;b$:NEX
T n:FOR n=0 TO 20:GO SUB 310:
NEXT n
850 PRINT AT 19,6;INK 7;"TIME
":AT 21,5;"SCORE 0":POKE 23672
,0:POKE 23673,0
860 LET a=1:LET b=0:LET y=10:
LET x=15:LET d$=CHR$ 146:RET
URN
910 PRINT #0;AT 0,0;INK 3;"Wh
at difficulty level?","(1-EASY T
O 9-HARD)"
920 PAUSE 0:LET A$=INKEY$:I
F A$<"1" OR A$>"9" THEN BEEP .2
5,-10:GO TO 920
930 LET m=VAL A$:RETURN
1000 BORDER 0:POKE 23693,7:CL
S:PRINT AT 5,12;FLASH 1;PAPE
R 5;INK 1;"MANIAC":PRINT "
```

**G**UIDE Eric the Worm around the garden while the computer guides Fred the Caterpillar. If you hit a poisonous mushroom, the garden wall, Fred or your own tail you will die. If you can force Fred to do any of these things, he will die.

Eric the Worm was written for the Spectrum or Spectrum Plus by Anthony Magroth of Rugby.



```
240 DATA 60,66,165,129,153,153,
129,60
250 RETURN
300 CLS:FOR f=1 TO q:PRINT
AT RND *20,RND *31;INK 2;"C":
NEXT f
310 LET q=q+2:RETURN
400 PAPER 4:BORDER 5:CLS:PR
INT "TAB 9;"ERIC THE WORM";TAB
9;"(13*q3)"
410 PRINT "Guide Eric A aroun
d the garden,""avoiding the de
adly centipede D,""the poisono
us mushrooms E and""Eric's own
trail."
420 PRINT "TAB 9;"Use Keys:"
TAB 11;"P=up";TAB 11;"L=down"
;TAB 11;"Z=left";TAB 11;"X=rig
ht"
430 PRINT AT 20,5;FLASH 1;"Pr
ess any key to start"
440 IF INKEY$="" THEN GO TO
440
450 DATA 12,0,14,0,16,0,14,0,12
,0,16,-17,12,-12
460 RESTORE 450
470 RETURN
500 PRINT AT 21,0;PAPER 5;c$;
AT 21,13;"I WIN"
515 IF s>hs THEN LET hs=s
520 DATA 5,9,4,9,2,9,0,9,5,9,4,
9,2,9,0,9,7,10,5,10,4,10,2,10,5,
0,9,0,5
525 RESTORE 520
530 PRINT AT 21,5;PAPER 5;"SC
ORE:"s;"HI-SCORE:"hs
540 FOR f=0 TO 150:NEXT f:CLS
:GO TO 2
600 PRINT AT 21,0;PAPER 5;c$;
AT 21,12;"YOU WIN"
610 FOR f=-10 TO 40 STEP 7:BEE
P .2,f:NEXT f
620 LET s=s+t:GO SUB 460:GO T
O 4
```

```
1 LET hs=0:GO SUB 200
2 GO SUB 400
3 LET s=0:LET q=2
4 LET c$=""
  :GO SUB 300
5 PRINT AT 10,10;c$(TO 10);
AT 21,0;PAPER 5;c$:AT 21,5;"S
CORE:"s;"HI-SCORE:"hs
10 LET c=10:LET d=20:LET e$="
z"
20 LET t=350:LET a=10:LET b=
10:LET al=0:LET bl=1
30 LET t=t-1:LET f$=INKEY$

40 IF f$="z" OR f$="x" OR f$="
p" OR f$="1" THEN LET e$=f$
50 LET c1=c:LET d1=d:LET c=c
+(e$="1")-(e$="p"):LET d=d+(e$=
"x")-(e$="z")
60 IF SCREEN$ (c,d)<>" " OR
c>20 OR c<0 OR d>31 OR d<0 THEN
GO TO 500
70 BEEP .006,a:PRINT AT c,d;
INK 1;"A":AT c1,d1;"~"
80 IF SCREEN$ (a+1,b+1)<>
" " OR a+1<0 OR b+1<0 OR a+1>
20 OR b+1>31 THEN GO SUB 110
90 LET a=a+1:LET b=b+1:IF
```

```
SCREEN$ (a,b)<>" " THEN GO T
O 600
100 PRINT AT a,b;INK 3;"D":A
T a-a1,b-b1;INK 0;"E":GO TO 30

110 IF a1<>0 THEN LET a1=0:
GO TO 160
120 LET b1=0
130 IF SCREEN$ (a+1,b)="" AND
a<>20 THEN LET a1=1:IF RND
>.5 THEN RETURN
140 IF SCREEN$ (a-1,b)="" AND
a<>0 THEN LET a1=-1
150 RETURN
160 IF SCREEN$ (a,b+1)="" AND
b<>31 THEN LET b1=1:IF RND
>.5 THEN RETURN
170 IF SCREEN$ (a,b-1)="" AND
b<>0 THEN LET b1=-1
180 RETURN
200 FOR f=USR "a" TO USR "d"+
7:READ g:POKE f,g:NEXT f
210 DATA 60,66,165,129,129,153,
129,60
220 DATA 60,126,255,195,255,255
,126,60
230 DATA 0,60,126,126,255,153,2
4,24
```



1 Knight Lore

Ultimate

2 Matchday

Ocean

3 Soft Aid

Various

4 Doomdark's Revenge

Beyond

5 Underwurlde

Ultimate

6 Pyjamarama

Mikrogen

7 Technician Ted

Hewson

8 Skooldaze

Microsphere

9 Decathlon

Ocean

10 Lords of Midnight

Beyond

↑ HEIGHTS

↓ DEPTHS

1 Make a Chip

Sinclair

2 3D Tunnel

New Generation

3 Transylvanian Tower

Richard Shepherd

4 Horace goes Skiing

Psion

5 Airwolf

Elite

To register your votes, let us know the program you like most, and the program you hate most. Add your name and address, which will make you eligible for the £10 chart prize. Send your votes to CHARTLINE, Sinclair Programs, Priory Court, 30-32 Farringdon Lane, London EC1R 3AU.

Winner of this month's chart prize is David French from New Law, Surrey.



Trade and Export enquiries welcome.



Can you solve the mystery of

# ASHKERON!

featuring the unique new WALK-THRU GRAPHICS SYSTEM



- Keyboard or Kempston joystick compatible
- 48K Spectrum/ Spectrum Plus out now
- Cassette £5.95  
Disk £8.95

**ASHKERON!** is a 100% machine code real-time adventure featuring the unique new WALK-THRU GRAPHICS SYSTEM—where you go is what you see.

**Whichever way you turn, your new location opens out in perspective before your very eyes!**

## MIRRORSOFT

Available from good software stockists everywhere, or direct from:  
**MIRRORSOFT**, Mirror Group Newspapers Ltd, Holborn Circus, London EC1P 1DQ.  
Tel: 01-822 3800 or 01-822 3580