


December 1984

SINCLAIR PROGRAMS

NEW LOOK
MORE REVIEWS
MORE NEWS
MORE FUN



TURBO CHARGE YOUR SPECTRUM



Outperforms any Spectrum interface

The unique Turbo interface from Ram gives you all these features – and more – in one unit

- * A variety of interfaces including: Rom cartridge, two 9-way D plugs for standard joysticks, PLUS full expansion at rear.
- * Compatible with Kempston, Protek and Interface 2 protocols.
- * Works with latest Quickshot II rapid-fire joysticks and trackballs.
- * Choice of Rom cartridge, tape cassette or Microdrive software.
- * Works with virtually all joystick-compatible software.
- * Instant program loading with cartridge software.
- * Built-in power safety device – unique to Ram Turbo.
- * Full one year guarantee.
- * Immediate availability – orders will be despatched within 24 hours upon receipt of postal orders or credit card details (cheques – seven days).

So don't wait around. It's available from Boots, Menzies, Greens, Spectrum

Group home computer centres and all good computer shops everywhere.

Or simply complete the coupon below and send it to us today.

Ram Electronics (Fleet) Ltd, Dept. SP, 106 Fleet Road, Fleet, Hampshire GU13 8PA.

Or call our credit card hot line on 02514 25252.

Please send me

_____ Spectrum Turbo Interface(s) at £22.95

+ £1.00 p+p (overseas orders £3.00 p+p).

_____ Quickshot II Joystick(s) at £9.95

(only when purchased with Turbo – normally £12.95 + £1 p+p)

I enclose cheque/postal order or charge my Access/Visa for: £ _____

Expiry Date ____/____/____



Name _____

Address _____

Postcode _____

Telephone _____

To: Dept. SP, Ram Electronic (Fleet) Ltd, 106 Fleet Road, Fleet, Hampshire GU13 8PA.

24 Hour
despatch for
credit cards and
postal orders



Trade and export enquiries welcome.

CONTENTS

**Graphics
instructions**

5



Chart

33

Soft spot

34

Program Tutor

37

Pro-listing

40

Sprite designer

Agony

47

Sprogs

49

Questline

58

Listings

60



Editorial

5

Letters

7

News

10

Soft focus

14

Listings

20

Got it licked

26

Beginners'

27



Competition

53

Listings

50



SON OF BLAGGER



HE'S HERE! HE'S MADE IT!

Son of Blagger for 48K Spectrum

Relive the daring exploits of Roger the Dodger through his prodigy Slippery Sid. More skill, more nerve, this cool little character seeks not only to follow in his famous parent's footsteps, but to establish some amazing feats of his own. Money's not his game. Espionage is his middle name and having forced his way into the National Security HQ he's faced with a no return journey through one of the most dangerous, most complex buildings in the land. Can he successfully complete a nerve tingling search for the golden keys – his only means of escape – or this time has his skill and daring taken him too far. Watch out for those weird killer security guards – you never know what chilling surprises the mad scientists have produced – and beware the floor doesn't disappear from under your feet, sending you to an early grave.



Available from all good dealers
or direct from:

Alligata Software Ltd
1 Orange Street, Sheffield S1 4DW
Tel: (0742) 755796

Alligata
Software Limited


WELCOME to the new-look *Sinclair Programs*. With more reviews, more features and excellent listings we hope that *Sinclair Programs* will be more useful than ever before to Sinclair owners.

To mark the changes we have decided to raise the prices for contributions. In future we will pay £25 for listings published, £10 for listings published on the beginners' pages, £2 for letters, and £2 for tips printed in **Got it licked**.

Our competition this month offers a Microvitec cub monitor as first prize. Those of you suffering from dodgy vertical hold, shimmering colours and sore eyes should turn to the competition without delay. Runners up will receive games software from top companies Mikrogen and Digital integration.

For beginners who find long programs confusing, we have extended our **Beginners' section**. This month we explain how to correct simple programming errors, how a short program works, and include several short programs which can be entered quickly and easily.

Adventure enthusiasts will welcome our new **Questline** feature which, this month, includes that long-awaited object, a map of **Valhalla**. Also featured are a guide for those still struggling with the **Lords of Midnight**, and the first part of our new Questline service.



Instructions for graphics characters are printed in lower-case letters in our listings. They are enclosed by brackets and separated by colons to distinguish them and the brackets and colons should not be entered.

Inverse characters are represented by the letter "i" and graphics characters by "g". Thus an inverse W would be represented by "iw", a graphics W by "gw", and an inverse graphics W by "igw".

Spaces are represented by "sp" and inverse spaces by "isp". Whenever any character is to be used more than once, the number of times it is to be used is shown before it, together with a multiplication sign. Thus "6*isp" means six inverse spaces and "(g4:4*14:g3)" would be entered as a graphic four, followed by an inverse four repeated four times, followed by a graphics three.

Where whole words are to be written in inverse letters they appear in the listings as lower-case letters. Letters to be entered in graphics mode on the Spectrum are underlined.

Inverse characters may be entered on the ZX-81 by changing to graphics mode and then typing the appropriate characters and on the Spectrum by changing to inverse video and typing the appropriate letters. Graphics characters may be entered on the ZX-81 by changing to graphics mode and then pressing symbol shift while the appropriate characters are entered. On the Spectrum graphics characters may be obtained by changing to graphics mode and then pressing the appropriate character. User-defined graphics will appear as normal letters until the program has been RUN.

Editor
Rebecca Ferguson

Consultant editor
John Campbell

Staff writer
June Mortimer

Design/Illustration
Elaine Bishop

Advertisement manager
Howard Rosen

Production assistant
Jim McClure

Editorial assistant
Colette McDermott

Subscription manager
Carl Dunne

Assistant publisher
Neil Wood

Publisher
Gerry Murray

Sinclair Programs is published monthly by EMAP Business and Computer Publications.

Telephone 01-430 1200

If you would like your original programs to be published in *Sinclair Programs*, please send your contributions, which must not have appeared elsewhere, to:

Sinclair Programs,
EMAP,
67 Clerkenwell Road,
London EC1R 5BH

Programs should be on cassette. We cannot undertake to return them unless a stamped, addressed envelope is included. We pay £25 for the copyright of listings published and £10 for the copyright of listings published in the Beginners' section.

© Copyright 1984 Sinclair Programs
ISSN No 0263-0265

Printed and typeset by Cradley Print PLC,
Warley, West Midlands

Distributed by EMAP National
Publications Ltd.

All subscription enquiries:
Magazine Services,
EMAP Business and Computer
Publications,
Priory Court,
30-32 Farringdon Lane,
London EC1
Telephone 01-251 6222

Cover Design—Ivan Hissey

ABC
MEMBER OF THE ADVERTISING
BUREAU OF CIRCULATION

TREMIVER LTD.

93A PACK LANE, BASINGSTOKE, HANTS.
Tel. (0256) 466116



The Fuller FDS. Now better than ever! All the features you'll ever need from a Spectrum keyboard all in one smart, durable unit. Space bar, cursor control keys, single key delete, caps shift, symbol shift, F1 mode, separate full stop and comma keys, beautifully made, handsome to look at and a delight to use. £49.95 plus £2.00 p.p.

PROFESSIONAL CASED KEYBOARD TYPE FD42. Models for the ZX81 and SPECTRUM

(PLEASE STATE WHICH)

The Fuller FD42 has long been our most popular seller. Its sturdy, attractive but very tough injection moulded ABS case houses the computer and converts it into a professional unit with 42 full size long-life computer-style full-travel keys. Keys are indelibly etched with ZX81 or Spectrum legends. No skills or soldering needed and full access is maintained to the user ports etc for add-ons. Power supply can be fitted inside. Has integral LED for power ON/OFF indication. In all a thoroughly worthwhile accessory to your computer. £29.95 plus £2.00 postage and handling.



The famous Panda Expandable RAM pack for the ZX81. Massive 16K add-on memory which can easily be expanded to a GIANT 32K with an optional plug-in MODULE. Rugged no-wobble design injection moulded case with integral LED power on indicator. No additional power supply needed, just plug on and go. British designed and built. Thousands in use. Prices: PANDA 16K £19.95. MODULE £14.50. GIANT 32K £34.00.

PRODUCTS ARE STOCKED AND USUALLY DESPATCHED WITHIN 10 DAYS.

I wish to order the following: _____ (Please state which computer)

TOTAL £

All prices include VAT and post and packaging. All items include a full year guarantee. Products are stocked and usually despatched within 10 days. Overseas customers add £4 post and packing. Cheques/Postal Order, etc., payable to TREMIVER LTD.

Please debit my Access/Barclaycard/Diners Club Int'l as below Round the clock 7 days a week Telephone orders. 0256 66116



Card No. □□□□□□□□□□□□□□□□

Signature _____

Name _____

Address _____

YC6

Leonardo

SIMPLY THE MOST ADVANCED SPECTRUM GRAPHICS PACKAGE.

For programmers, artists, draughtsmen,
or just plain doodlers.

Special Draw Functions	Leonardo	C.A.D.	Melbourne Draw	Paintbox
Line (solid or dotted)	●	●		
Circle	●	●		●
Arc	●			●
Ellipse	●			
3D Cubes	●	●		
Fill	●	●	●	●
Scaling of Objects	●		●	
Pixel scrolling of window or entire screen	●		●	
Merge pictures	●			
U.D.G. creation	●	●	●	●
Pattern Generator	●			
Separate screen and colour editing.	●	●		

The table demonstrates the capabilities of LEONARDO against the best selling similar packages. LEONARDO'S facilities do not stop there however. In fact over 50 commands are available making this the most advanced and useful graphics package yet produced for the SPECTRUM 48K.

- Compatible with all leading joysticks.
- Clear commands make LEONARDO easy to use.
- Complete with a comprehensive 30 page instruction manual.



£9.95

Available from All good computer software stockists.

Send me (tick as required)

☐ LEONARDO TND301

☐ My local stockist's address

☐ Your full list of games

Game/s at £9.95 each

+ single P&P sum

Total to send

CREATIVE SPARKS

Creative Sparks, 296 Farnborough Road, Farnborough, Hampshire, GU14 7NF

£9.95

£ : p

: 30p

£ : p

Method of payment: By cheque or PO (no cash) made payable to TECS or Enter card no.



☐ By Access



☐ Barclaycard

Sign below:

Credit card sales: UK buyers only. Response within 21 days. Creative Sparks, Department M0, 296 Farnborough Road, Farnborough, Hampshire, GU14 7NF. Telephone: (0252) 518364.

Name _____

Address _____

SP1284

Sabre man survives

I HAVE been buying your magazine for some time, and I think it is very good. I am writing to tell you that I have found an endless lives code for **Sabre Wulf**. It goes as follows.

Load the program using MERGE "...". Then add POKE 23755,10: POKE 23756,10 and ENTER. Then press CAPS SHIFT and 1 to edit, and a line will be printed at the bottom of the screen. Use CAPS SHIFT and 8 to reach the final line of this. After the POKE USR statement add POKE 43575,244 then ENTER. Finish by pressing RUN to complete loading.

I have completed Sabre Wulf 27 times without the endless lives code. My highest percentage is 81 and my highest score is 132 465. The next Ultimate game will be the **Underwulde**.

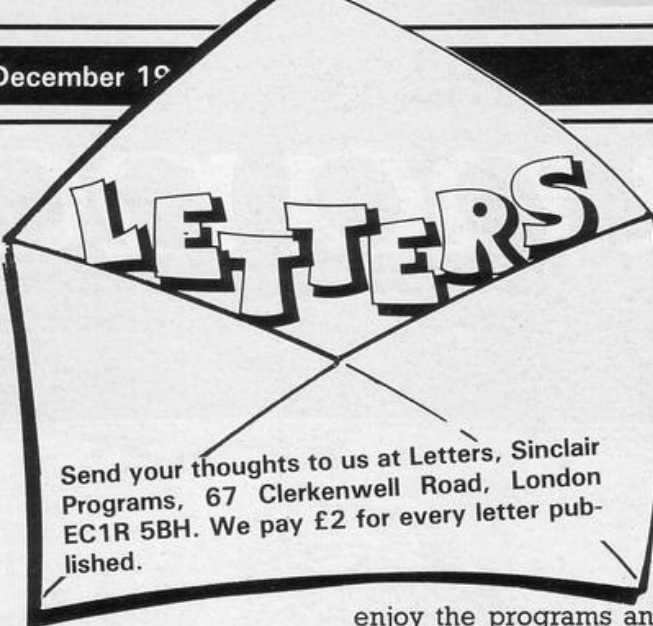
Alistair Scott, aged 13, Edinburgh.



Binary Christmas

COMPUTER programmers find their lives made more easy if they understand the binary number system. However, this almost always entails converting numbers from denary to binary. How much simpler it would be if we were all so used to binary that we could understand it instantly.

I suggest converting all well-known songs and sayings containing numbers to binary. Memorising binary num-



bers in this form would provide a painless introduction for potential programmers.

The **Twelve Days of Christmas** would thus run like this:

On the 1100th day of Christmas, my true love sent to me:

1100 lords a-leaping,
1011 ladies dancing,
1010 drummers drumming,
1001 pipers piping,
1000 maids a-milking,
111 swans a-swimming,
110 geese a-laying,
101 gold rings,
100 calling birds,
11 French hens,
10 turtle doves,
and a partridge in a pear tree.

I suggest that all Spectrum owners use this version this Christmas, in order to help people owning computers for the first time to understand the new world they have entered.

Katy Tingey, Orpington, Kent.

• *This should certainly be the computerised carol this December 11001. Are there any more binary songs and sayings out there?*

Computer penfriend

I AM nearly 13 years of age, I own a 48K Spectrum, and live in Petts Wood near Orpington. I am a regular buyer of *Sinclair Programs*. I

enjoy the programs and letters page. I use my Spectrum mostly for software. My favourite games are: adventure games, **The Hobbit**; arcade games, **Chuckie Egg**.

I have studied Basic programming for a year at school in my Computer Studies lessons. I wonder if anyone can be my penfriend. Please write to the address below.

Robert Newby, 1 Nightingale Road, Petts Wood, Kent.

ZX-81 penfriend

I AM 13 years old and have a 16K ZX-81 with ZX printer. I am looking for a penfriend, with whom to exchange tips, news, advice and programs.

If anyone is interested, please write to me at the address below.

Derek Chambers, 19 Pages Lane, Muswell Hill, London NW10.

Contacts wanted

MY UNCLE bought me a 16K Spectrum for Christmas last year. Since then I have been buying *Sinclair Programs*. It is very good, but I wish you would print more advertisements.

I would like to know whether anyone is interested in contacting me

so that I could swap ideas and programs with them.

Jamie Hughes, 2 Magnolia Drive, Lutterworth, Leicestershire.

Help wanted

WE ARE Tamatha and Alannah Ruthen, aged 13 and 15. We are looking for pen-pals with Spectrum computers. As we are beginners we do not know very much about programming, so we would be grateful for any help in that direction. If you are interested, please write to us at the address below.

T & A Ruthen, 48 Titchfield Park Road, Titchfield, Fareham, Hampshire.

• *If anyone would like to find a computer penpal through Sinclair Programs write in, giving details of your computer interests, and we will try to print your letter.*



I WISH to complain about your QL computer competition. I have a ZX-81 and was very unhappy to find there were no prizes for ZX-81 owners.

This makes us feel very inferior. We buy your magazine and feel there should be prizes for all, not just Spectrum owners. We do not want to switch to another magazine, as there are not as many programs in any other one.

I hope you can help ZX-81 owners.

Shaun Newcombe, aged 14 years, Abington, Northampton.

tír na nòg



GARGOYLE GAMES

£9.95

48K ZX SPECTRUM

Tír Na Nòg – the land of youth, the other world.

Tír Na Nòg – the kingdom of the sidhe, the home of dagda's cauldron.

Tír Na Nòg – a vast and complex adventure, in a magical celtic landscape.

Tír Na Nòg – a most stunning visual experience, with state-of-the-art film animation.

Tír Na Nòg – a true computer movie.

ALSO FROM GARGOYLE:
THE STUNNING SPACE GAME,
AD ASTRA - £5.95

A NEW, IMPROVED ZX81 KEYBOARD AT THE SAME OLD PRICE. £9.95.



There's only one thing wrong with the ZX81. Its keyboard.

Or rather its lack of one.

Since it's flat your fingers don't feel as if there's any response to the pressure put on the keys.

ZX81 KEYS

FILESIXTY KEYS

In other words, you're not quite sure which keys you've pressed until the screen actually tells you.

Our new, improved push button keyboard changes all that.

It matches the ZX81 perfectly. And the keys give a real calculator-type feel.

To set it up all you have to do is peel off the adhesive backing and stick it on top of the ZX81 touchpad.

Because no tampering or soldering is involved the guarantee is not affected. And it will last for up to 3½ million operations.

But our keyboard doesn't just come loaded with features. With it comes a separate overlay and a set of coloured stick-on labels to make game playing easier.

It's yours for the original price of £9.95.

Whichever way you look at it, we think you'll agree that it's a keyboard that's quite outstanding.

Orders to Filesixty Ltd., FREEPOST, London W9 2BR.
Cheques/PO made payable to Filesixty Ltd.
Please send me _____ (qty.) Keyboards at £9.95 each
(including VAT and P&P).

Total £

Name

BLOCK CAPITALS

Address

B9

FILESIXTY

Filesixty Ltd., 25 Chippenham Mews, London W9 2AN, England. Tel: 01-289 3059. Telex: 268 048 EXTLDN G 4087.

NEWS

Imagine . . .

IMAGINE Software is still making news although the company has been in compulsory liquidation since July 1984. The rights to BANDERSNATCH, the first megagame from the defunct software company, have been acquired by Sinclair Research. Sinclair also have the option to purchase megagames from a software house made up of ex-Imagine employees, Dave Lawson and Ian Hetherington and they also plan to make the megagames available for the QL in 1985.

A team of six programmers, including former Imagine Software employees Ian Weatherburn and John Gibson, and going under the name of Denton Designs,

has been taken on by Beyond Software to write a graphic adventure that has the working title of the **Shadow Squad**. The player controls six characters with varying qualities sent on a diplomatic mission. Shadow Squad will be available in the new year and will sell for between £8 and £10.

Imagine's name, logo and trading style as well as some completed programs have been purchased by Ocean Software after negotiations with the liquidators. Eight ex-Imagine employees have been taken on by Ocean on a contract basis. They are working on an animated strategy game, due for release by Ocean at the end of November.

NAME THAT TAPE

MOST home computer users will agree that their cassette tapes are a very important and necessary part of their programming equipment. Tape Tabs Limited have launched a range of accessories to enable you to personalise your home recordings. Tape Tabs are cassette inlay cards and

in each pack the cards are easily recognisable. The cards are indexed and colour coded and have pictures on the front.

For a sample pack write to Tape Tabs Limited, PO Box 157, London SW11 3NT enclosing an S.A.E. size 108 x 219 mm.



Intrigue at the Ritz

THE 1984 Cambridge Award trophy was recently presented to John Sherry, prize-winning author of **The Prince**. Sherry named his game after Machiavelli's book and the player needs "a truly machiavellian mind to succeed". The award was presented to Sherry

at the Ritz Hotel by Nigel Searle, Managing Director of Sinclair Research. According to Bill Scolding, editor of *Sinclair User*, The Prince is "set to spark off a new generation of adventure games" and is the first interactive role-playing game for four players.


Soft spinach

POPEYE, Minder and Hagar the Horrible are to be the themes of three games from dk'tronics, due to be released within the next 3-6 months. The exclusive contracts have been secured after five months of careful negotiations with Thames and King Features Syndicate of America.

Managing Director of dk'tronics, David Hee-

las, said recently that he had read software articles stating that the market would be flooded with games for the Christmas rush and "the retailers job of selecting the ones he is going to carry will be a nightmare". Heelas believes that DK have a more professional approach "with far less of the razzmatazz normally associated with the software industry".





Terror at the drive-in

DEZZY is the new super heroine in **Drive-In**, produced for the Spectrum by Fantasy Software. Drive-in was launched in mid-October and features Dezzy and her spaceship. After flying into a drive-in, Dezzy finds that she is trapped and has to visit 189 chambers to collect pieces of a spaceship that then has to be constructed.

Another launch from Fantasy is **Backpacker's Guide to the Universe Part I**. Backpacker Part I sees the return of Ziggy, who starred in **The Pyramid**. The game contains 256 screens, 64 of these completely different and the rest containing variations of the graphics and colours. The evil Scarfax is threatening to pull the great plug and let the whole universe go down the drain. Ziggy has been given a 24-hour warning and he goes to the caverns of exile to collect numerous animals and creatures.

Part II should be released in the New Year and Fantasy are undecided as to whether to produce a third part. Paul Dyer, Managing Director of Fantasy, hopes that one day Ziggy and Dezzy will get together.

Rats for Christmas

MICROMEGA have recently launched **Jasper**, which they hope will be their big smash for Christmas. According to General Manager, Neil Hooper; "Jasper contains some of the best animation ever

used, with a cartoon design and appearance that is cute to look at". Jasper is a platform and arcade adventure concept with 22 screens and excellent graphics in which the player takes on the role of Jasper the

rat as he makes his way through the jungle. Programmed for the Spectrum by Derek Brewster, author of the successful games **Codename Mat** and **Kentilla**, Jasper is priced at £6.95.

Revolving design

DESIGN DESIGN are currently putting the finishing touches to their latest venture which they hope to complete in time for a release date of late November/early December. The **Spinning Around Game** is being written by Martin Horsley, author of **Rommel's Revenge** and contributor to **Halls of the Things**. Originally Design Design were keeping tight-lipped over the nature of the game, only saying that "the title gives a good explanation of the theme". They have since revealed that the Spinning Around Game is similar to **Starship Command**, giving a plan view of a spaceship with a firing window and a starfield that moves with the spaceship.

More rubbish


TRASHMAN WITH TRASHMAN has arrived. The follow-up to **Trashman** was launched on October 19th. Now New Generation Software are busy working on **Cliff Hanger** which is currently available for the Commodore 64. The conversion from Commodore to Spectrum is

being done by James Day and should be ready for release in the new year.



Devilish new game

TWO new Spectrum games now available from Melbourne House are **Sports Hero** and **Hellfire**. Sports Hero is a sport simulation featuring long jump, 100m sprint, 110m hurdles and pole vault. In Hellfire, you have to re-enact the trials of Ulysses. Features include the destructive stare of the Gorgon, minotaurs and a fireball thrower.



To date, Atari's most astonishing game is Pole Position... If you are only going to buy one game, then this is the one you should get.

COMPUTER & VIDEO GAMES.

...Pole Position gives a very strong sense of speed as you hurtle round the track. The super-realism of the three-dimensional effect adds a lot to the game. It is a great graphics demo.

PRACTICAL COMPUTING.

Brilliant!

WHICH MICRO? AND SOFTWARE REVIEW.

...a terrific version of the arcade motor racing game...graphics are superb...sound, too is very good as brakes screech and engines rev-up.

PERSONAL COMPUTER GAMES.

Exciting, exhilarating, excellent, Pole Position takes the lead as the best Atari race game around.

PERSONAL COMPUTER NEWS.

HIDEOUT!



COMBAT! In the new action game Hideout! you can take on the role of a lone hero in a dark, mysterious world. The game is set in a cave where you must find your way through a series of levels, each with its own unique challenges. You'll need to use your wits and your gun to survive. The game is a true test of your skills and your ability to think on your feet. It's a game that will keep you coming back for more. So, what are you waiting for? Get Hideout! today!

What can we say?

Atarisoft is a leading publisher of computer games. We have a wide range of games for all ages and all systems. Our games are fun, challenging and exciting. We are proud to be part of the Atari family. We are committed to providing the best quality games at the best prices. We are always looking for new and innovative games to add to our collection. We are confident that you will find something to suit your tastes. So, what are you waiting for? Get Atarisoft today!



We're overwhelmed. Though we should just add that with Atarisoft, you can now play Pole Position* on the Commodore 64, BBC and Spectrum computers, as well as on all Atari® systems. And you'll also find available other games such as Galaxian*, Robotron†, Moon Patrol† and Ms Pacman.

POLE POSITION

HIDEOUS!

ZOMBIE ZOMBIE

SOMEWHERE in this deserted city where no people can be found and the walls provide hiding places but no homes, somewhere in this city lurk the zombies. Hideously deformed, green creatures, they wander the grey streets mindlessly, striking dread into the hearts of hapless strangers.


When the zombies change from green to red, then is the time to flee. Their minds reanimated for a short time, their killer instinct leads them towards the nearest living creature. In **Zombie Zombie**, the nearest creature is bound to be you.

Flying high above the city in your helicopter,

you detect the zombies below. Safety can only be gained by their destruction, and you plan to lead them to their deaths, luring them to the dizzy heights of the city, and then trusting their mindless forms will leap to oblivion on the hard ground below.

First though, you must leave the safety of your helicopter, and walk the streets of terror below. In any of those streets may lurk a zombie and your only weapons are your skill and your helicopter.

Use the helicopter to shape the city to your plans, to lift the giant building blocks and send them crashing down in new forms to create an entirely new



city. Then leave your refuge and try to destroy the undead.

Zombie Zombie is the follow up to **Ant Attack**, featuring the same high-quality three-dimensional graphics, and choice of viewing angles. It closely resembles its predecessor in looks and feel, although the

change of plot, and the addition of the rebuilding facility add to its excitement.

Zombie Zombie is produced for the 48K Spectrum by Quicksilver, 13 Palmerston Road, Southampton.

Price: £6.95

Game type: Arcade

Rating: 70%

PYJAMARAMA

LOGICALLY, there must come a point when animated graphics are produced throughout a Spectrum game on which no other software manufacturer can improve. Mikrogen, with their new game, **Pyjamarama**, are fast approaching that point.

Pyjamarama stars Wally, hero of their previous game, **Automania**. Wally is a large, flicker-free, cartoon-like graphic character. He lives in a world which fills the television screen, and appears to fill the computer, crammed with graphics of the same standard.

In **Pyjamarama**, Wally is experiencing a nightmare in which mundane objects appear to be out to get him, he can carry only two items at once although he can find any amount of strange things to carry, the house seems to hate him, and the only way to wake up is to find and wind up his alarm clock.

This is made even less easy by the fact that, even when asleep, Wally runs out of energy.

The variety and imaginative quality of the enemies faced by Wally are almost unrivalled by any other piece of Spectrum software.

Pyjamarama is produced for the 48K Spectrum by Mikrogen, 44 The Broadway, Bracknell, Berkshire.

Price: £6.95

Game type: Arcade

Rating: 80%

CHINESE JUGGLER

IN THE rush to provide games with as many playing screens as possible, it is sometimes forgotten that some of the best thought-out games can be played in very few screens. **Chinese Juggler**, with its ten levels of play but effectively only one playing screen is a good example of this.

You play the Chinese juggler of the title, and it is your aim to set a plate spinning on each of the eight posts shown, within the time limit, without

allowing any to fall if it can be avoided.

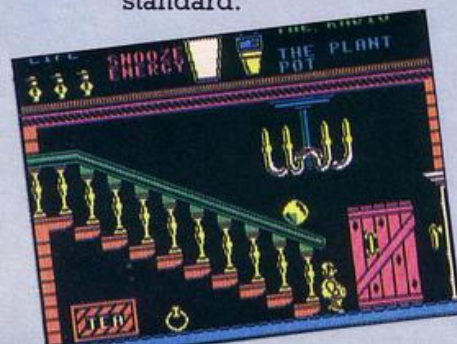
The game is, perhaps, a little too easy and, once you have completed the first levels, the middle levels are relatively easy. Only the last levels, in which you have to match changing border colours, are very difficult.

Produced for the 48K Spectrum by Ocean Software Ltd, 6 Central Street, Manchester.

Price: £6.90

Game type: Arcade

Rating: 60%



BEACH HEAD


JUST when you thought it was safe to go back to your computer, the bombers are back with a vengeance. **Beach head** throws you in the deep end with a challenging naval battle, forces you into an invasion by land, and then leaves you to storm the enemy fortress.

Firstly you move across a map, choosing where you are to begin your assault. Move through the hidden passage, avoiding the torpedoes and mines, then shoot down the bombers approaching from the aircraft carrier, bomb the enemy ships and then move on to Beach head and the final battle.

Arcade enthusiasts will love this game. The graphics in many sections are superb, especially the representations of approaching aircraft which appear from the distant decks of an aircraft carrier, approach rapidly and then swerve above you.

The difficulty levels are also well set. The game is easy enough for novices to accumulate high scores, but difficult enough to make it very difficult to complete.

Earlier in the year it appeared as though games of mindless destruction for the Spectrum were disappearing from the charts once and for all, to be replaced by



more thoughtful and more fantastic games. Although Beach Head is an excellent arcade game, it is a step backwards thematically.

Beach Head is produced for the 48K Spec-

trum by US Gold Ltd., Unit 24, Tipton Trading Estate, Bloomfield Road, Tipton, West Midlands.

Price: £7.95

Game type: Arcade


Rating: 67%

THE FINAL MISSION

THE final part of the trilogy of Ket adventure programs is **The Final Mission**. To play it, it is not necessary to have played the other two adventures first, as your position is explained in the accompanying instructions. However, those players who wish to win the video offered as a prize to the first person to complete the trilogy, would have to play all three games.

The adventure begins with you locked in a dark cell, and your first aim is to escape from the prison complex. Early moves are easy, the puzzles then become more difficult at the very minute you feel you have finally understood the programmer's way of thinking.

The vocabulary of the adventure is large, with options to examine objects, search locations, and listen for suspicious sounds. There is also a fight option characteristic of the trilogy. Having entered into a fight, your



strength and prowess are shown on screen, and your progress in the fight until it ends or you withdraw. Knowing when to fight and when to negotiate is essential in all the Ket games.

Once again, Incentive have produced an intriguing and difficult adventure.

Final Mission is produced for the 48K Spectrum by Incentive Software, 54 London Street, Reading.

Price: £5.50

Game type: Adventure

Rating: 70%

KUNG-FU

THERE ARE clear signs that software manufacturers are beginning to move away from characters made up of user-defined graphics to larger scale, more sophisticated character. Bug Byte have followed this route with their new program **Kung-Fu**.

The title screen shows a dainty, willow-pattern plate design, while the playing sequence shows two large-size kung-fu experts. There are options to play the computer or to play against another human. Moving your character to the left or right results in a graceful walk, accompa-

nied by some very Oriental-sounding music.

Two sorts of kicks and two sorts of punch are available to you. The computer plays very well, and is unlikely to provide you with any easy opening.


Bug-byte have produced a very elegant simulation game. However the lack of variety in either screen picture or background noise may mean that it palls more quickly than other detailed simulations.


Produced for the 48K Spectrum by Bug-Byte Limited, Mulberry House, Canning Place, Liverpool.

Price: £6.95

Game type: Simulation

Rating: 60%





A wealth of free information is yours for the asking with the TTX 2000 Teletext adaptor.

The new TTX 2000 adaptor lets you use Teletext in a way that's never been done before.

Now you can link together your ordinary T.V. and your standard Spectrum and call up a wealth of broadcast information on CeeFax and Oracle covering just about everything from news, sport, reviews and entertainment to competitions, financial advice, advertisements and consumer topics.

You can store Teletext pages on Microdrive or produce immediate hard-copy printout, and download the Spectrum Telesoftware being jointly transmitted by O.E. Limited

and the broadcasting companies exclusively for TTX 2000 users (upgrade downloader ROM available shortly).

The TTX 2000 is very simple to use and no modifications at all are needed to your Spectrum or T.V. Once you're set up you don't pay a penny more, no matter how often you use the system. Just think - no connection charges, subscriptions or "access time" bills.

Just a few simple commands let you find your way into the information rich world of Teletext.

Return the coupon, or contact our help desk for more information.



O.E. Ltd., North Point,
Gilwilly Industrial Estate,
Penrith, Cumbria, CA11 9BN.
Tel: 0768 66748

Please send me a TTX 2000. I enclose a cheque/
P.O. made payable to O.E. Ltd. for £143.75
including VAT and P&P.
Please charge my Access/Visa account (delete
as necessary).

Card No. _____

Name _____

Address _____

Postcode _____

Tel: _____

*Supplied complete with power supply, interconnecting
ribbon cable and full instructions.
Please allow 28 days for delivery.

SIR LANCELOT

IN THE excitement of software launches for Christmas it is easy to overlook the fact that, these days, 16K Spectrum owners are suffering just as much as ZX-81 owners from scarcity of new software. Melbourne House have taken this into account with their new launch, **Sir Lancelot**, which will run on the 16K Spectrum.

It is a complicated arcade-style adventure in which the aim is for your character, Sir Lancelot, to avoid the moving nasties on the screen and,

by moving left and right and jumping, collect the objects. To confuse matters even more, there is a time limit of 999 time units, and these slip away extremely quickly.

The game calls for strategy and timing. Each screen will take some time to complete as, with the time limit ticking away rapidly, it is not necessary only to be able to collect the objects, but to be able to collect them as quickly as possible.

There are many screens, of which the



first two are likely to keep you occupied for some time.

The graphics are smooth and flicker-free, the game is fast moving and a number of fun details, such as the extra-life Sir Lancelots which march up and down the screen, make this an ex-

cellent game, which will probably be enjoyed by 48K and 16K owners.

Sir Lancelot is produced for the 16K Spectrum by Melbourne House, Church Yard, Tring, Hertfordshire.

Price: £5.95

Game type: Arcade

Rating: 80% (16K rating)


THE PRINCE

WINNER of the 1984 Cambridge awards, sponsored by CCS and *Sinclair User* magazine, was **The Prince**, a four player game of strategy and tactics.

The game is based on Machiavelli's book of the same name, which details unscrupulous practices for political survival in the court of a powerful prince. These practices must be carried out care-

fully by you as you try to collect the secret word and secret object which are necessary to persuade the prince to appoint you as his lore master.

The game necessitates interrelation with the other players, as well as with the spies and henchmen controlled by the computer. Without the help of the computerised characters you



are unable to obtain the information you need or the things you want while, without the help of the other players you are unlikely to survive the machinations of life in court.

Of course, none of the computer's characters

are 100% reliable, so it is not advisable to take their word in every situation. The other players, on the other hand, are your rivals for the prince's favour, so are likely to double-cross you whenever they feel they can do so safely.

The Prince is produced for the 48K Spectrum by CCS Ltd, 14 Langton Way, London.

Price: £7.95

Game type: Strategy

Rating: 80%

DARK STAR

SOME software companies do not make it easy for you. Take the new program from Design Design, **Dark Star**, for instance. The on-screen instructions are brief to the point of absurdity, indicating little other than that you should shoot on sight, whatever happens. The four pages of tiny print on the inlay go to the other extreme. It takes so long to distinguish the instructions from the story line that it is tempting to just give up and play the game.

Despite all complications, the rudiments of the game are quite straightforward. You fly through the galaxy, en-

countering enemy ships, which you destroy. A plan of the entire galaxy can be obtained by pressing key one. The next sector can be entered by flying through one of the squares which approach in groups.

The object is to liberate all the planets in your galaxy. Reach a planet's surface by flying at the collections of yellow lines, check out the enemy by pressing one again, and then bomb all the bases before leaving the planet.

Dark Star is produced for the 48K Spectrum by Design Design, 125 Smedley Road, Manchester.

Price: £7.50

Game type: Arcade

Rating: 68%

ERIK THE VIKING

LLEVEL 9 are well-known for their excellent adventure games for the 48K Spectrum. **Erik the Viking** represents a new departure for them, from the world of text-only adventure, into that of graphics adventure.

The graphics are very well presented. The lower portion of the screen is left free for text, while at the top, flanked by representations of vikings, are shown pictures of the locations. The pictures are clear and detailed, although they do take some time to draw and are repeated each time you visit a location.

You play the part of Erik the Viking. Erik's

ship, the Golden Dragon is in the boathouse, waiting to set sail. Before you can do so, there is the farm, including ice house and sauna to be searched, weapons to be found, and a crew to be summoned.

As usual in a Level 9 adventure there are almost too many clues to be found, and locations to visit although the vocabulary appears to be more restricted than usual.

Published for Level 9 by Mosaic Publishing Ltd., 187 Upper Street, London N1.

Price: £9.95

Game type: Adventure

Rating: 75%

SPECTRUM PLUS

THE NEW Sinclair Spectrum plus slipped very quietly onto the British computer scene. One day it was not there, Sinclair were denying rumours of any new launch, and no new Sinclair computer was expected until the next year. The next day, there it was, a Spectrum computer dressed up to the nines.

The Spectrum+ is, essentially, a 48K Spectrum computer with a QL-style keyboard. It arrives complete with six programs.

Since its release in 1982, one of the main points about the Spectrum which has been criticised has been its keyboard. Its small, tacky keys, each with a huge variety to tasks to perform were almost universally hated, except by those who had just upgraded from the ZX-81. It seems unfortunate, then, that the Spectrum+, which is obviously designed to remove these grounds for complaints, should point up the advantages of the Spectrum keyboard.

While Sinclair claims that the new model has typewriter-action keyboard, it certainly does not have a typewriter keyboard. On a typewriter the keys are divided by substantial gaps, and the rows of keys are on different levels. The Spectrum+ keyboard places all the keys as close together as possible and, although the keyboard itself can be tilted, the rows are all on one level. They are not easy to distinguish, and the keyboard seems little suited to the purposes of a trained typist.

The number of functions used by each key has been maintained. The Z key, for example, performs six separate functions, and will print LN, BEEP, COPY, :, Z or z on screen. This multiplicity of uses was criticised on the Spectrum but there, at least, the different words were distinguished by colour and position so that it was immediately obvious in which mode you could obtain which new word. On the Spectrum+ each of these words is printed on one key in white. It looks stylish, but is difficult to use.

There are advantages to the new keyboard. The cursor keys have been moved to the bottom

of the keyboard, and have been regrouped. The left and right cursors are operated to the left hand, and the up and down keys by the right hand. Newcomers to Sinclair computers will no doubt be relieved while those who have spent hours with the Sinclair cursors on other machines and have now upgraded will be furious.

Extended mode, true video and inverse all have a key of their own now, to avoid complicated combinations of key depressions. The break key has been moved



out of the way to the top right, and the edit key has been moved down to become a single key function. Typists will be pleased to see that the space key has become a space bar, and that the symbol shift key now appears twice, once at either end of the keyboard.

The Spectrum+ does not stand in the same relation to the Spectrum as the Spectrum did to the

ZX-81. It is not a machine to which Spectrum owners will, or should upgrade. Both software and manual are available separately, and better add-on keyboards can be bought for the Spectrum. If you do decide to upgrade, bear in mind that all Spectrum software and hardware should be compatible with the Spectrum+. The exceptions are interfaces to be plugged into the back of the computer such as the Kempston joystick and Kempston printer interface. The Spectrum+ is too tall a computer for an interface with its plug at the front to be useable.

While the computer itself is likely to be of only limited interest to those people who already possess a 48K Spectrum, its appearance is much more significant. The Spectrum+ will attract people to Sinclair computers who would otherwise have ignored them, and gone for a machine with a clearer keyboard. It demonstrates a continuing commitment from Sinclair Research to machines at this level, and to the software companies already producing software for the Spectrum. As such, it should ensure that Sinclair retains or increases its market share, that hardware and software manufacturers continue producing for the market, and begin to produce even better products for a larger market. Whatever the fortunes of the Spectrum+, it must be good for Spectrum owners.





AUTOMATA U.K. PRESENTS
YOURSELF
IAN DURY
JON PERTWEE
MEL CROUCHER
DONNA BAILEY
and FRANKIE HOWERD in

DEVS EX MACHINA

WRITTEN AND DIRECTED BY MEL CROUCHER

AUTOMATA thanks everyone who has taken DEUS EX MACHINA to their hearts . . . reviewers, wholesalers, retailers, the media, and most important of all, our public . . .
THANK YOU !

(Barry Norman, Radio 4)
"Perfection, the aim of all of us!"

(Popular Computing Weekly)
"a completely new computer experience, rare and truly great!"

(Dave Freeman, Radio 1)
"You've got to play it to believe it! This will get to Number One!"

(Computer & Video Games)
"The most original concept since the Spectrum was a gleam in Clive Sinclair's eye. The computer equivalent of Pink Floyd's The Wall . . ."

(Thorn EMI)
"The first computer program to inspire a cult following. To be without it is to lose social standing!"

(Crash Magazine)
"There are few things in life that can be called global certainties . . . this is one of them! Hypnotic, emotive, noble, humorous, absolutely excellent . . ."

(Home Computing Weekly)
"To call this a game is an insult. It's a stunning and profound audio-visual experience."

Instructions	100%
Playability	100%
Graphics	100%
Value for money	100%"

DEUS EX MACHINA —
Amstrad and Commodore 64
versions available soon!

CRUSOE 48K Spec £6 <input type="checkbox"/>	DEUS EX MACHINA 48K Spec £15 <input type="checkbox"/>	PIMANIA 48K Spec £10 <input type="checkbox"/>
PI-EYED 48K Spec £6 <input type="checkbox"/>	GO TO JAIL 48K Spec £6 <input type="checkbox"/>	OLYMPIANIA 48K Spec £6 <input type="checkbox"/>
PIROMANIA 48K Spec £6 <input type="checkbox"/>	MORRIS MEETS THE BIKERS .. Amstrad £6 <input type="checkbox"/>	PI-BALLED 48K Spec £6 <input type="checkbox"/>
PI-IN'ERE 48K Spec £6 <input type="checkbox"/>	MORRIS MEETS THE BIKERS .. Any Spec £6 <input type="checkbox"/>	DARTZ 48K Spec £5 <input type="checkbox"/>
YAKZEE .. Dragon/48K Spec £5 <input type="checkbox"/>	PIMANIAC T-SHIRTS (state size) Price £5 <input type="checkbox"/>	NEW WHEELS JOHN? 48K Spec £5 <input type="checkbox"/>
'BACKCHAT' Speech Synth. CBM64 with Software & Programming Book £25 <input type="checkbox"/>		
PIMANIACS CLUB for 20% off all products, etc. Annual Subscription UK £5 <input type="checkbox"/> Overseas £7 <input type="checkbox"/>		
Piman's Stereo L.P. Cassette £3 <input type="checkbox"/>		
Piman's Greatest Hits Vol. 2 £3 <input type="checkbox"/>		

I enclose the right money, or debit my ACCESS/VISA Card. My Card number is Expiry Date.....

Card holder's signature Card holder's name Tel. Number.....

Card holder's address

Post Code

NO EXTRAS! All our prices include VAT and Postage & Package, 24 hr.—CREDIT CARD HOT LINE (0705) 735242.
Send your order and payment to: AUTOMATA U.K. LTD. 27 HIGHLAND ROAD, PORTSMOUTH, HANTS. PO4 9DA, ENGLAND.

RUGBY FINAL

PRESS any key to stop the "O" next to a space. If you do this you will advance by one. Proceed until you reach the end to score four points. Two more points are then scored for placing the ball between the posts. You may decide to kick the ball at any time during the game. Further instructions are displayed once the program is RUN.

Rugby Final is a game for two players, written for the 16K ZX-81 by Maurice Gibbs of Sneinton Dale.

1150
1080 GOSUB 1200
- THEN LET P=15

PRESS any key to stop the program. Two more points are then reached the end to score four points. Further instructions are given. You may decide to kick the ball at any time during the game. The program is RUN.

Rugby Final is a game for two players, written for the 16K ZX-81 by Maurice Gibbs of Sneinton Dale, Nottingham.

```
220 PLOT 50,I
230 NEXT I
240 T=0 TO 62
1150 GOSUB 1200
1030 IF D=2 THEN LET P=15
1030 GOTO 290
1100 LET A(X)=A(X)+D
1150 LET P=15
```

```

220 PLOT 60,I
230 NEXT I
240 FOR I=0 TO 62
250 PLOT I,39
260 NEXT I
290 LET O=0
300 PRINT AT 0,11;"TIME"
310 PRINT U$(1);A(1);";";A(2);";"
    U$(2)
400 RAND
490 SLOW
500 LET T=T-3
510 PRINT AT 0,17;INT T;" "
520 IF T<1 THEN GOTO 2000
530 IF O<3 THEN PRINT AT 0,5+I
    X-1)+16;";";F-B;";";
550 IF O=0 AND RAND<.95 THEN GOT
    O 1400
600 PRINT AT R,P;" "
610 LET R=INT (RAND*19)+3
615 IF O=2 THEN LET R=INT (RAND*
    10)+5
620 PRINT AT R,P;"O"
625 LET S$=INKEY$
630 IF S$="" THEN GOTO 600
632 FOR I=1 TO 20
634 NEXT I
636 PRINT AT R,P;" "
640 IF O<>0 THEN RETURN
650 IF R/2=INT (R/2) THEN GOTO
    700
660 LET B=B+1
670 IF B=F THEN GOSUB 1200
690 GOTO 500
700 IF S$="K" THEN GOTO 1500
710 LET B$(3)=CHR$(20+X)
720 LET B$(TO)=5TR$ P
740 LET P=VAL B$
750 IF P=1 OR P=29 THEN GOTO 10
    00
900 GOTO 500
1030 LET A(X)=A(X)+4
1040 LET O=2
1050 GOSUB 300
1060 IF O=3 THEN GOSUB 1710
1070 IF R<14 AND R>8 THEN GOSUB

```

[illegible]

POT BUILDER



WHEN THE program is RUN you will be asked to enter the number of sections in the pot, up to a maximum of ten. You then have to input values for the radii of the circles which make up the sections of the pot. These are drawn as ellipses to build up a 3-D shape. Try experimenting with the following pot using ten sections and the radii values given: 40, 10, 3, 3, 3, 3, 30, 40, 40, 40.

Pot Builder was written for the 16K Spectrum by W. Crowther, of Horsham, Sussex.

```

1 DIM w(12): LET g=0: DIM x(1
30): DIM y(130): LET f=0
3 INK 7: BORDER 0: PAPER 0: B
RIGHT 1: CLS
4 GO SUB 4000
5 LET s=w(1)/3: FOR h=s TO 14
5 STEP (145-s)/num
6 LET g=g+1
7 LET a=w(g): LET b=a/3
10 FOR l=3 TO 93 STEP 10
20 LET x= SIN (1/50* PI ) *a+12
7
30 LET y= COS (1/50* PI ) *b+h

35 IF l=3 THEN LET sx=x: LET
sy=y
60 LET f=f+1: LET x(f)=x: LET
y(f)=y
70 NEXT l
80 LET f=f+1: LET x(f)=sx: LET
y(f)=sy
100 NEXT h
1005 PRINT AT 10,10; OVER 1;"Pl
ease wait"
1006 LET ta=0
1007 IF num>3 THEN LET ta=num-3

1010 FOR l=1 TO num*10-9+ta: PLD
T x(1),y(1)
1030 DRAW x(1+11)-x(1),y(1+11)-y
(1)
1050 NEXT l
1060 FOR l=1 TO num*11-1
1070 PLOT x(1),y(1)
1090 DRAW x(1+1)-x(1),y(1+1)-y(1
)
2000 NEXT l
3000 PRINT #1;"Press any key to
continue": PAUSE 0: PRINT AT 0,
0;"Press 's' to create a new sha
pe or 'a' to alter the old one."

3010 IF INKEY$="s" THEN GO TO
1
3020 IF INKEY$="a" THEN GO TO
5000
3030 GO TO 3010
4000 INPUT "No of sections in po
t(max=10) ";num
4005 LET hi=160/num: LET st=0

4007 PRINT AT 0,0;" Radius/pixe
ls 0 25 50 75 100 "
4010 FOR i=1 TO num
4015 LET st=st+hi
4020 PRINT AT 21,0;"Radius of s
ection ";i
4030 INPUT w(i)
4035 GO SUB 6000
4040 NEXT i
4050 PRINT AT 20,0;"Press 'v' t
o view pot or 'a' to alter any r
adii.
4060 IF INKEY$="v" THEN CLS :
PRINT AT 10,10;"Please wait":
RETURN
4070 IF INKEY$="a" THEN GO TO
5000
4080 GO TO 4060
5000 CLS : PRINT AT 0,16;"0 25
50 75 100 "
5010 LET st=0
5020 FOR i=1 TO num
5030 LET st=st+hi
5040 GO SUB 6000
5050 NEXT i
5055 PRINT AT 20,0;"Press 'a' t
o alter, 'v' to view.
5056 IF INKEY$="v" THEN CLS :
PRINT AT 10,10;"Please wait":
LET g=0: LET f=0: GO TO 5
5057 IF INKEY$="a" THEN GO TO
5060
5058 GO TO 5055
5060 PRINT AT 21,0;"Section to
be changed (1 to ";num;")": INPU
T f
5070 INPUT "New radius ";r
5080 LET w(f)=r
5095 GO TO 5010
6000 PLOT 0,st: DRAW INK 0;254,
0: PLOT 127-w(i),st: DRAW w(i),0
: PLOT 127,st-5: DRAW 0,10: PLOT
127,st: DRAW w(i),0
6010 RETURN

```


MOUSE MAZE

```
3 CLEAR USR "a"-60: LET z=U
SR "a"-60: LET t=z+5: LET w=z+26
```

```
30 RESTORE : PAPER 7: INK 0: B
ORDER 7: CLS : GO TO 6000
1050 LET f=y+3*((INKEY$="w" AN
D ATTR (y+2,x)=32)-(INKEY$="2
" AND ATTR (y-1,x)=32))
```

```
1060 LET g=x+3*((INKEY$="o" AN
D ATTR (y,x+2)=32)-(INKEY$="9
" AND ATTR (y,x-1)=32))
1070 IF ATTR (f,g)=32 THEN LET
a=a+1: LET s=s+5: PRINT #0: AT
0,15-LEN STR$ s;s
1080 PRINT PAPER 6: AT y,x;" "
; AT y+1,x;" " : LET y=f: LET x=
g
1090 PRINT PAPER 6: AT y,x;a$(d
TO d+1): AT y+1,x;b$: RETURN
```

```
1120 PRINT PAPER 8: AT b,c;" "
; AT b+1,c;" "
1145 LET c=c+3*((c<x AND ATTR (
b,c+2)=32)-(c>x AND ATTR (b,c-1
)=32))
```

```
1160 PRINT FLASH 1: PAPER 8: AT
b,c;c$(d TO d+1): AT b+1,c;d$(d
TO d+1)
```

```
1165 IF ATTR (y,x)>159 THEN GO
TO 3100
```

```
1170 RETURN
```

```
1176 PRINT PAPER 8: AT b,c;" "
; AT b+1,c;" "
1180 LET b=b+3*((b<y AND ATTR (
b+2,c)=32)-(b>y AND ATTR (b-1,c
)=32))
```

```
1190 PRINT FLASH 1: PAPER 8: AT
b,c;c$(d TO d+1): AT b+1,c;d$(d
TO d+1)
```

```
1195 IF ATTR (y,x)>159 THEN GO
TO 3100
```

```
1200 RETURN
```

```
1300 PRINT AT 3*(1+INT (RND *
6)),1+3*(INT (RND *10)): PAPER
4;" " : RETURN
```

```
1310 LET j=1+3*INT (RND *7): L
ET k=3*(1+INT (RND *9)): PRINT
PAPER 4: AT j,k;" " : AT j+1,k;
" " : RETURN
```

```
1320 LET j=1+3*INT (RND *7): L
ET k=3*(INT (RND *10)): PRINT
AT j,k;"M"; AT j+1,k;"N": RETUR
N
```

```
1340 PRINT AT 3*(1+INT (RND *
6)),3*(INT (RND *10)): "DPO": R
ETURN
```

```
1600 RANDOMIZE USR t: RANDOMIZE
USR w: RETURN
```

```
2004 IF INKEY$="m" THEN GO SU
B 4000
```

```
2005 IF a>69 THEN GO TO 3000
2010 FOR d=1 TO 3 STEP 2
2050 GO SUB 1040
2060 GO SUB 1300: GO SUB 1310
2100 GO SUB 1115
2110 GO SUB 1300: GO SUB 1310
2115 NEXT d: FOR d=1 TO 3 STEP 2
```

```
2120 GO SUB 1040
2130 GO SUB 1320: GO SUB 1340
2150 GO SUB 1175
2999 NEXT d: GO TO 2000
3010 PRINT FLASH 1: AT 0,1;"
MAZE COMPLETED "
```

```
3020 FOR i=20 TO 0 STEP -2: PRIN
T AT i,1;"AB": AT i+1,1;"CD": A
T i,28;"AB": AT i+1,28;"CD": BOR
DER 1: GO SUB 1600: BORDER 5: NE
XT i
```

```
3030 FOR i=1 TO 6: FOR j=1 TO 3:
RANDOMIZE USR t: BORDER 1: NEX
T j: FOR j=1 TO 3: RANDOMIZE US
R w: BORDER 7: NEXT j: NEXT i
```

```
3099 GO TO 7500
```

```
3120 FOR i=0 TO 255 STEP 10: POK
E (w+7),i: RANDOMIZE USR w: BOR
DER 2: RANDOMIZE USR w: BORDER
7: NEXT i: POKE (w+7),0
```

```
3130 LET li=1i-1: IF li=0 THEN
GO TO 3200
```

```
3199 PRINT PAPER 6: AT b,c;" "
; AT b+1,c;" " : GO TO 8000
```

```
3200 FOR i=9 TO 13: PRINT AT i,
3;" " : NEXT i
```

```
3210 PRINT AT 10,10;"GAME OVER
": AT 12,4;"PRESS KEY M TO RESTA
RT"
```

```
3220 PRINT #0: AT 0,24;" " : AT
1,24;" 0"
```

```
3230 FOR i=0 TO 255 STEP 5: POKE
```

```
(t+7),i: RANDOMIZE USR t: NEXT
i: POKE (t+7),0
3240 IF INKEY$ <> "m" THEN GO
TO 3240
```

```
3299 GO TO 7000
```

```
4010 PRINT PAPER 6: AT y,x;" "
; AT y+1,x;" "
```

```
4015 GO SUB 1600: GO SUB 1600
```

```
4016 LET s=INT (s-s/10): PRINT
#0: AT 0,15-LEN STR$ s;s
```

```
4019 LET x=29-x: LET y=20-y
```

```
4050 RETURN
```

```
6005 DATA 14,17,35,36,31,7,7,0
,30,225,241,145,242,236,192,1,4,
```

```
8,20,4,7,30,30,128,64,160,160,16
0,192,240,240,0,120,135,143,137,
```

```
79,55,3,112,136,196,36,248,224,2
24,224
```

```
6006 DATA 0,0,0,36,102,126,90,12
7,14,2,2,2,14,62,252,248,60,25,2
```

```
,4,9,18,4,0,244,210,164,136,0,0,
0,0,0,0,0,14,2,2,194,242,254,254
```

```
,188,152,20,18,36,8
```

```
6007 DATA 1,3,5,9,17,17,17,17,1
7,17,17,17,17,17,17,17,19,23,3
```

```
1,31,0,0,0
```

```
6009 DATA 255,255,255,255,255,0,
0,0,255,254,252,248,240,0,0,0
```

```
6020 DATA 32,24,16,167,35,58,72,
92,15,15,15,30,0,243,211,254,238
```

```
,16,67,16,254,29,32,246,251,201
```

```
6021 DATA 58,72,92,15,15,15,30,1
,243,211,254,238,16,67,16,254,28
```

```
,32,246,251,201
```

```
6100 LET s=0: LET h=0: LET a$="A
BEF": LET b$="CD": LET c$="GHGK"
```


```
: LET d$="IJIL"
```

```
6505 CLS : INK 1: PRINT AT 0,2;
"M O U S E M A Z E "
```

```
6510 PRINT FLASH 1: OVER 1: AT
0,0;"(32*g3)"
```


```
6530 PRINT "The mouse is in a m
aze of blocks joined by bridges.
To win, he must step on every
block in the maze to change its
colour."
```

```
6535 PRINT "The bridges keep mo
ving around so the maze changes
```



The mouse is caught in a maze of blocks joined by bridges. To win the game he must step on every block in the maze to change its colour. The bridges in the maze continually move, thus changing the structure of the maze and blocking off paths. If the mouse is caught by the cat he loses a life. In an emergency press M to appear in another part of the maze but doing so will reduce your score by 10%.

Mouse Maze was written for the 16K Spectrum by Anthony Sherwood of West Bromwich, West Midlands.



```

900 PAUSE 50
970 LET n=n+1
980 IF n=11 THEN GO TO 9000
990 GO TO 610
1000 REM subroutine a PLOT grid

1010 INK 1
1020 PRINT AT 0,0;"12"
1030 PLOT 20,171: DRAW 235,0
1040 PRINT AT 10,0;"11"
1050 PLOT 20,91: DRAW 235,0
1060 PRINT AT 20,0;"10"
1070 PLOT 20,11: DRAW 235,0
1100 PRINT AT 21,1;"20"
1110 PLOT 20,11: DRAW 0,160
1120 PRINT AT 21,11;"21"
1130 PLOT 100,11: DRAW 0,160
1140 PRINT AT 21,21;"22"
1150 PLOT 180,11: DRAW 0,160
1160 PRINT AT 21,31;"2"
1170 PLOT 255,11: DRAW 0,160
1500 REM subroutine b RANDOM
    SYMBOL PLOTTER
1510 LET a=INT((RND*17)+2)
1520 LET b=INT((RND*26)+5)

1530 RETURN
2000 REM subroutine c SYMBOL
    PRINTER
2010 GO SUB 1500
2020 INK 0: PRINT AT a,b;"A"
2030 GO SUB 1500
2040 INK 0: PRINT AT a,b;"B"
2050 GO SUB 1500
2060 INK 0: PRINT AT a,b;"C"
2070 GO SUB 1500
2080 INK 0: PRINT AT a,b;"D"
2090 GO SUB 1500
2100 INK 0: PRINT AT a,b;"E"
2110 GO SUB 1500
2120 INK 5: PRINT AT a,b;"F"
2130 GO SUB 1500
2140 INK 2: PRINT AT a,b;"G"
2150 GO SUB 1500
2160 INK 0: PRINT AT a,b;"+"
2170 RETURN
3000 REM subroutine d GRID REF
    TO PRINT POSITION
3010 LET g=2+(e-200)
3020 LET h=20-(f-100)
3030 RETURN
4000 LET s=s+1
4010 BEEP .05,1: BEEP .05,3: BEE

```

```

P .05,5: BEEP .1,7
4020 GO TO 900
5000 REM INSTRUCTIONS
5005 INK 4: PRINT AT 3,0;"H H H
H H H H H H H H H H H H H H"
5010 INK 5: PRINT AT 5,4;"GRID
REFERENCE PRACTICE"
5020 PRINT AT 6,19;"G Meakin"

5030 PRINT AT 10,0;"INSTRUCTION
S"
5040 PRINT AT 11,0;"The screen
will show a portion of an o.s.
map,greatly enlarged"
5050 PRINT AT 13,0;"On the map
will appear besides normal symb
ols a tank."
5060 PRINT AT 15,0;"Your task
is to destroy the tank by ent
ering its grid reference"

5070 PRINT AT 18,0;"PRESS ENTE
R AFTER EACH HALF OF THE CO-O
RDINATES"
5080 BEEP .5,0: BEEP .2,1: BEEP
.2,0: BEEP .2,-1: BEEP .2,0: BEE
P .5,1: BEEP .1,2: BEEP .1,1
5090 PRINT AT 21,0;"Press ENTER
to go on"
5100 PAUSE 4e4
5110 GO TO 8000
6000 REM USER DEFINED GRAPHICS
6010 FOR n=0 TO 79
6020 READ a
6040 DATA 16,56,16,124,124,124,1
24,124
6050 DATA 16,56,16,56,124,254,12
4,56
6060 DATA 34,20,8,20,34,20,20,28

6070 DATA 34,20,8,20,42,8,8,28
6080 DATA 56,14,8,8,28,20,20,28
6090 DATA 0,8,20,42,65,127,0,0
6100 DATA 0,8,20,62,127,127,0,0
6110 DATA 0,0,252,28,127,255,127
,0
6120 DATA 162,118,203,106,22,89,
8,182
6130 DATA 0,36,36,36,36,36,36,0

```

```

6140 POKE USR "a"+n,a
6150 NEXT n
6160 RETURN
8000 REM REMINDER
8010 CLS
8011 PAPER 6
8012 CLS
8013 BEEP .1,-10: BEEP .1,-15: B
EEP .5,-25
8020 PAPER 6: INK 0: PLOT 50,50:
DRAW 50,0: DRAW 0,50: DRAW -50,
0: DRAW 0,-50
8030 PRINT AT 15,4;"10"; AT 9,4
;11
8040 PRINT AT 16,5;"20"; AT 16,
11;"21"
8050 PAUSE 50
8060 INK 2: PRINT AT 0,0;"DON'T
FORGET:"
8070 INK 0: PRINT AT 2,0;"You h
ave to walk along the BOTTO
M of the corridor"
8075 PAUSE 30
8080 INK 2: PRINT AT 17,3;"====
=====>"
8085 BEEP .2,-1
8090 PAUSE 50
8100 INK 0: PRINT AT 5,0;"Befo
re you can CLIMB the stairs"
8110 LET z=16
8120 INK 2: PRINT AT z,3;"J"
8130 LET z=z-1
8135 BEEP .2,1
8140 IF z=8 THEN GO TO 8160
8150 GO TO 8120
8160 PRINT OVER 1, AT 8,3;"^"

```


```

8170 PAUSE 50
8180 PRINT AT 14,8;"A"
8185 BEEP .1,1
8190 PAUSE 50
8200 INK 0: PRINT AT 12,15;"GRI
D REFERENCE"
8210 PRINT AT 13,15;"IS 203
101"
8220 PAUSE 50
8225 BEEP .1,1
8230 INK 0: PRINT AT 20,0;"O.K.
? PRESS enter to START"
8240 PRINT AT 21,0;"PRESS
1 TO SEE DEMO AGAIN"
8245 INPUT a$
8250 IF a$="1" THEN GO TO 8000

8260 BEEP .1,1: BEEP .1,3: BEEP
.2,5
8270 GO TO 80
8500 REM idiot proofing
8510 INK 2: PRINT AT 21,0;"D
OES NOT COMPUTE,TRY AGAIN!"
8520 BEEP .1,0: BEEP .5,-5
8530 PAUSE 50
8540 INK 0: PRINT AT 21,0;"20
21 22 2"
8550 GO TO 650
9000 REM Endgame
9010 CLS
9020 INK 2: PRINT AT 5,0;"YOUR
SCORE IS:";s
9025 BEEP .1,1: BEEP .1,2: BEEP
.1,3
9030 PRINT AT 10,0;"Another pra
ctice?Y=yes N=no"
9040 INPUT x$
9050 IF x$="y" THEN GO TO 80
9060 IF x$="n" THEN GO TO 9070

9070 NEW
9500 REM EXPLOSION SOUND FX
9510 BEEP .05,-50: BEEP .05,-40:
BEEP .05,-50
9520 BEEP .05,-50: BEEP .02,-40:
BEEP .01,-50
9530 BEEP .05,-50: BEEP .05,-40:
BEEP .05,-50
9540 BEEP .05,-50: BEEP .05,-40:
BEEP .05,-50
9550 BEEP .05,-50: BEEP .05,-40:
BEEP .05,-50
9560 RETURN


```

Use GOTO 180 to start the game. An aeroplane will then fly overhead dropping bombs. You cannot see your position on the screen until a bomb has been released. Catch the bombs using keys 5 and 8 for left and right and seek refuge in the shelter. If your score falls below -2 or the radiation level reaches 45% the game will end.

Bomb catcher was written for the 16K Spectrum by D. Kirkwood of Irvine, Ayrshire.

BOMB CATCHER



```

1 LET d$="" : LET hi=0: LET t
=0

```

```

2 LET h$="NOBODY"
3 GO TO 800
5 LET pause=2
6 LET rad=0
7 LET w= INT ( RND *8)
10 LET p=w
15 LET live=3
20 LET t=0
35 CLS

```

```

37 PRINT AT 21,0;"SCORE=";t;"
LIVES="; FOR j=1 TO live: PRINT
AT 21,14+j;"A": NEXT j: PRINT
AT 21,19;"RAD.LEV=";rad;"%": PR
INT AT 18,27;"(2*g3;q7)"; AT 19
,29;"(g5)"; AT 20,0;"(32*ig8)"

```

```

40 LET r= INT ( RND *24)
41 GO SUB 700
50 FOR y=1 TO 19
60 PRINT AT y,r;"0"; BEEP .00
3,10+y
65 PAUSE pause
70 LET n=p+( INKEY$ ="8")-( IN
KEY$ ="5")
80 IF n<0 OR n>29 THEN LET n=

```

```

100 PRINT AT 19,p;" "; AT 19,n
;"A"; AT y,r;" "
110 LET p=n
120 NEXT y
130 LET t=t+(p=r): IF t=30 OR t
=60 OR t=90 THEN LET pause=paus
e-1: IF pause=0 THEN LET pause=
0.5
140 GO SUB 500
150 GO TO 36
170 STOP

```

```

180 FOR i=0 TO 7: READ a: DATA
0, BIN 01000100, BIN 00101000, B
IN 00111000, BIN 00111000, BIN 0
0111000, BIN 00010000, POKE U
SR "a"+i,a: NEXT i
190 FOR n=0 TO 7: READ x: POKE
USR "a"+n,x: NEXT n
200 DATA BIN 00011000, BIN 01011
1000,0, BIN 01111110, BIN 0100100,
010, BIN 00011000, BIN 00100100,
BIN 00100100
201 FOR i=0 TO 7: READ a: DATA
0,0, BIN 00001111, BIN 0111111,
0,0, BIN 00001111, BIN 0111111,
BIN 0111111, BIN 00111111, a: NE
0000011,0: POKE USR "g"+i,a: NE

```

```

XT i
202 FOR i=0 TO 7: READ a: DATA
0,0, BIN 11111100,255, BIN 00000
011,255, BIN 11111100,0: POKE U
SR "h"+i,a: NEXT i
203 FOR i=0 TO 7: READ a: DATA
0,0,0,255,255, BIN 11111110,0,0:
POKE USR "j"+i,a: NEXT i: FOR
i=0 TO 7: READ a: DATA 0, BIN 00
000110, BIN 00001110,254,254,0,0
,0: POKE USR "k"+i,a: NEXT i
250 GO TO 1
500 IF y=20 AND p <> r AND n<27
THEN LET live=live-1: GO TO 10
00

```

```

501 IF live <= 0 THEN GO TO 80
0
502 IF n>27 THEN LET t=t-1
503 IF y=19 AND p <> r AND n>24
THEN LET rad=rad+5
504 IF t<-1 THEN LET live=live
-1

```

```

505 IF rad >= 45 THEN GO TO 20
00: GO TO 800
506 CLS : RETURN
700 FOR k=29 TO 0 STEP -1: PAUS
E pause: PRINT AT 0,k-1;"GHJK "
: BEEP .001,9: BEEP .002,9: IF k
=r THEN RETURN
701 NEXT k
800 INK 7: PAPER 0: BORDER 2: C
LS : PRINT AT 0,6;d$: AT 4,4;"S
CORE"; AT 4,13;"HI-SCORE"; AT 4,
27;"BY"

```

```

801 PRINT AT 6,4;t; AT 6,17;hi
; AT 6,25;h$
802 IF t>0 THEN LET d$="THE CI
TY WAS DESTROYED": PRINT AT 0,4
;d$
804 IF t>0 THEN LET d$="THE CI
TY WAS DESTROYED": PRINT AT 0,4
;d$
805 IF t>hi THEN INPUT "ENTER
YOUR INITIALS";h$: LET hi=t
809 PAUSE 0: GO TO 4
1000 PRINT AT 19,r;"(sp;ig8)";
AT 18,r;"(g5;ig8;ig5)"; AT 17,r;
"(3*ig8)"; AT 16,r;"(g4;ig8;ig7)
": LET rad=rad+5: FOR d=0 TO 2:
FOR x=0 TO 20: BEEP .006,d: BEEP
.005,x: NEXT x: NEXT d
1001 GO TO 501
2000 PRINT AT 21,1;"YOU HAVE DI
ED FROM RADIATION ": REM Enter t
ext in inverse mode

```


You've got it Licked

Do you have any helpful suggestions for Sinclair programmers? Send them to Got it licked, Sinclair Programs, 67 Clerkenwell Road, London EC1R 5BH. We pay £2 for every suggestion published.



A USEFUL POKE on the ZX-81 is POKE 16510,0. This makes the first line of your program uneditable. This means that you can type in a copyright message, and people will not be able to remove it from the program listing.

Also, POKE 16441, 20 produces a 34 column screen on the ZX-81.

Carl Butler,
Romford, Essex.



AFTER my tenth program crashed on my 16K ZX-81 in just under an hour, I was ready to fling the computer out of the window in desperation. There seemed to be no way of persuading the ZX-81 to work consistently.

I then realised that the fault lay with my RAM pack. No matter how carefully I plugged it in, the movement produced by my typing in a program shook it free, little by little, until finally the program crashed.

Unwilling to trust my computer in the vicinity of glue, especially of strong glue, and fearful of voiding my guarantee if I did anything too drastic, I hit upon a solution.



A liberal dose of Bluetack between ZX-81 and RAM pack held the whole assembly together all day, and I did not lose any more programs.

Ajay Patel,
Rochdale, Lancashire.



WHEN you have a 48K Spectrum and write a program, it is often difficult to tell whether that program will fit into a 16K Spectrum. It is easy to decide whether it will fit if it is a very short program, but longer ones are more of a problem.

If you give your friends a program to type-in, and it is too long for their computer they will be annoyed, so it is best to check how long your program is.

If you type CLEAR 32600 on your 48K Spectrum, it will reduce its memory size to that of a 16K machine. If you then enter your program, you will be able to tell whether or not it will fit into a 16K machine.

William Bishop,
Keighley, Yorkshire.



RECENTLY I read in a magazine that some commercial programs, and some magazine listings would not work on an issue three Spectrum, but only on an issue one or two.

There seemed no way to tell which issue my Spectrum was, and I scoured the manual in the hope of finding some mention of the model of my machine.

My local computer shop were very helpful and explained not only how to tell an issue three, but also an issue two and an issue one.

Firstly, type-in:
10 PRINT IN 57342:
GOTO 10

If your computer is a model three, the screen will show the number 191, if not, it will show the number 255.

Next, peer into the back of the machine through the ports there. If you can see wires, you have an issue one but if everything is flat you have an issue two.

Dorette Sampson,
Southampton,
Hampshire.



I THOUGHT Sinclair Programs would be interested in this command I found. If you type RAND USR 1331 into your Spectrum, you will hear a screeching noise, and the border will become magenta and blue. This is useful in games when there is an explosion.

Gavin Moore,
Newbury, Berkshire.



FITTING a program into the 1K ZX-81 can be a real problem, especially when you have to waste lots of space by defining variables. An easy way of saving memory is to enter your program, and then to define your variables in statements without line numbers.

Remember that you have done this, if you later decide to list the program to lend it to someone or else they will not know what the values of the variables should be.

Patrick Boscoe,
Finsbury Park, London.



SPECTRUM owners, fool your friends by entering POKE 23607,70. This will turn your entire character set into spaces.

When they try to list your program to see what you have done, and to try to copy your work, all they will see is lots of empty space.

John Weinbren,
Exmouth, Devon.



SOMETIMES in a program it is necessary to scroll only a few lines, and it is often difficult to think of a way to program this.

If you type into a Spectrum, INPUT AT N,0 where N is one greater than the number of lines you want to scroll, then you will be able to scroll automatically.

Deane Howarth,
Chelmsford, Essex.



ERROR TRAPPING

CHANCES are that, almost as soon as you begin to use your computer, you will start to encounter error codes. Errors as you type in lines, caused either by typing errors or inexperience will be marked on the ZX-81 by a letter "S", and on the Spectrum by a flashing "?". In either case you will be unable to enter the line until it is correct.

Errors such as these are usually simple to rectify. Their cause is often a mistake in punctuation. Check that each inverted comma has its pair elsewhere in the line, and that you have not confused commas, semi-colons and colons. Grammatical mistakes which readers are prepared to ignore when you write will be glaringly obvious to your computer.

Problems with error codes usually start when long programs are entered. Each individual line may be correct and have entered easily, but the program is wrong and, as a result, the computer will not run it, or will run only part of it. At this point an error code will appear at the bottom of the screen.

Error codes are normally divided into three parts. The first number tells you which of the standard errors you have made. This enables you to refer to the reports code section of the manual (appendix B) for an explanation of the error. The words which appear give you a brief description of your error, which may help you to correct it without referring to appendix B. The second number is the number of the line on which your computer first encountered the error.

Many of the error codes used are self explanatory. Error code

9, the STOP statement tells you that the computer has come to the word STOP on the line indicated. Error code "C: nonsense in Basis", is also clear.



Other error codes are less easy to understand if you are new to computing. "2: variable not found" is a very common error code, which can prove incomprehensible. A variable is a letter which has been assigned a numeric value. For example, if you type into your computer, "LET A=1", you are giving the letter A the value one. If your computer reports error code 2, check the line number given. The computer will regard all letters standing alone without inverted commas as variables.

For instance, the line:
5 PRINT AT 1,a;"b"
contains one variable, the letter "a". Typing errors could increase this number to three:

5 PRINT AT L,a;b
Here, the L key has been pressed instead of the one key, and the inverted commas have accidentally been omitted. These are both common mistakes, resulting in error code 2.

If you have made neither of these mistakes, move backwards through the program. Each variable should have been given a numeric value at some point, either in a LET statement, a DIM statement, or a READ statement. Remember whenever you check back through a program this way, that your computer will not necessarily run lines in order.

Another common error code is "B:integer out of range." An integer is a whole number. 23, 7 and 2001 are integers, 2.3, 7% and 2.001 are not. Normally your computer can handle most integers, whether very large or very small.

In some cases, though, its range is restricted. For instance, when defining graphics on the Spectrum, the largest numbers you can use are BIN 11111111 or 255. If you type a larger number it will be out of range, and error code B will result.

Integer out of range also results if you instruct the computer to print off the screen.

5 PRINT AT 1,31;"x"
is acceptable, while
5 PRINT AT 1,32;"x"

is not. This is most difficult to detect when it occurs in a loop. For example, if your program was printing an alien running across the screen, it might move happily for some time, and then an error code would result as it ran over the edge. This would happen here:

5 FOR n=1 to 100
6 PRINT AT 2,n;"H"
7 NEXT n

The error code would appear in line 6, because that is where the computer would be asked to print off screen. The error, though, lies in line 5.


It is always important to remember that the computer does not necessarily tell you where you have made a mistake, it simply tells you where it has first met that mistake. This will be most apparent to Spectrum owners where the READ command is used.

The READ command sends the Spectrum away from the line that it is reading, to another line, marked DATA. It will then take a piece of data from that line, and return with it to the READ line. This technique is often used when user-defined graphics are being created. Occasionally, because you have accidentally sent the computer to the DATA line too many times, or because you omitted a number from the DATA lines, or because you missed a comma from the DATA lines, thus making two small numbers into one big number; the computer will fail to find any data to use. It will then return to the READ line and report E: out of data. In this case the error will often be a long way from the line mentioned in your error report.

Turn over for
Beginners' programs



Programming - Slow and easy with Computer Sloth



EACH month *Sinclair Programs* takes one of the programs in the Beginners's section, and shows how it works. This month **Smart Alec** is a version of the board game **Mastermind**. The aim of the game is to guess the four numbers which the computer has chosen, and to arrange them in the correct order.

Lines five and seven print the instructions on screen, pause and then clear the screen. Lines ten to 135 choose the four numbers a, b, c and d, making sure that they are all different. Line 140 gives letter names for the position of the numbers. For example, if the first num-

ber (a) were two, then the value of the first position (e) would also be two.

Line 200 begins the main playing loop of the program. As the player will have seven chances, the game is set to loop seven times. Line 210 waits for the player to enter four numbers. A value is then given to the letter n. Lines 222 to 265 check whether the four numbers input

(i,j,k and m) are the same as the four numbers chosen by the computer (a, b, c and d). Whenever two numbers are found to be the same, the value of n is increased by one.

The computer is then sent to the subroutine at line 5000. This prints a varying number of Xs on the screen, depending on the value of n. The Xs are printed at co-ordinates o and r. The value of r increases each time an X is printed, so that the computer prints a row of characters rather than printing them all on top of each other. Line 130 increases o after every turn.

The computer will then return to line 275, where the value of n is returned to one, and the computer checks whether the right numbers are in the right place by comparing i, j, k and m with the place letters e, f, g and h. The computer then moves to the subroutine at line 6000 which will print Os depending on the value of n, just as the subroutine at 6000 printed Xs.

The computer returns to line 310, and loops back to line 200 for another turn. After seven turns the computer will continue to line 320, print the "BAD LUCK" message, and then restart the game. If you have won, this will have been noted in the subroutine at 6000 which will have printed "HOORAY" and finished the game.

SMART ALEC!



```
5 PRINT "THE COMPUTER WILL CH
OOSE FOUR DIFFERENT NUMBERS BETW
EEN 0 AND 6. GUESS THE FOUR NUM
BERS. THE Xs SHOW HOW MANY NUMB
ERS YOU HAVE CORRECT, AND THE Os
SHOW HOW MANY ARE IN THE CORREC
T PLACE. YOU HAVE SEVEN CHANCES
"
```

```
7 PAUSE 400: CLS
10 LET D=-3
100 LET A= INT ( RND *7)
110 LET B= INT ( RND *7)
115 IF B=A THEN GO TO 110
120 LET C= INT ( RND *7)
125 IF C=B OR C=A THEN GO TO 1
20
130 LET D= INT ( RND *7)
135 IF D=A OR D=B OR D=C THEN
GO TO 130
140 LET E=A: LET F=B: LET G=C:
```



```

LET H=D
200 FOR L=1 TO 7
201 LET O=O+3
210 INPUT I: INPUT J: INPUT K:
INPUT M
220 LET N=1
222 IF I=A OR I=B OR I=C OR I=D
THEN LET N=N+1
225 IF J=1 THEN GO TO 240
230 IF J=A OR J=B OR J=C OR J=D
THEN LET N=N+1
240 IF K=I OR K=J THEN GO TO 2
60
250 IF K=A OR K=B OR K=C OR K=D
THEN LET N=N+1
260 IF M=J OR M=K OR M=I THEN
GO TO 270
265 IF M=A OR M=B OR M=C OR M=D
THEN LET N=N+1
270 GO SUB 5000
275 LET N=1
277 IF I=E THEN LET N=N+1
280 IF J=F THEN LET N=N+1
290 IF K=G THEN LET N=N+1
305 GO SUB 6000
310 NEXT L
320 PAUSE 100: CLS : PRINT AT
5,2;"BAD LUCK": PAUSE 1000: RUN

5000 LET R=3
5001 IF N=1 THEN RETURN
5010 FOR P=2 TO N: PRINT AT O,
R;"X": LET R=R+1: NEXT P
5020 RETURN
6000 LET R=3
6001 IF N=1 THEN RETURN
6002 IF N=5 THEN CLS : PRINT AT
5,5;"HOORAY!": STOP
6010 FOR P=2 TO N: PRINT AT O+1
,R;"O": LET R=R+1: NEXT P
6020 RETURN

```



THIS animation program shows a postman walking towards a garden gate. You can then see his head as he walks behind the hedge to the house. Suddenly he is seen to run from the house, chased by a dog.

R Moore of Richmond, Surrey has made good use of the limited graphics on the 1K ZX-81 to write Postman.



```

15 CLS
16 PRINT AT 5,0;"X";AT 6,0;"X"
20 FOR N=7 TO 10
30 PRINT AT N,1;"I"
40 NEXT N
50 FOR N=0 TO 10
60 PRINT AT 10,N;" ";AT 9,N;" "
70 NEXT N
75 FOR A=20 TO 11 STEP -1
80 PRINT AT 8,A;"O"
85 PRINT AT 10,A;"U"
90 PRINT AT 10,A;"U"
100 NEXT A
110 PAUSE 50
120 FOR A=10 TO 2 STEP -1
130 PRINT AT 8,A;"O"
140 PRINT AT 10,A;"O"
150 PRINT AT 9,11;" ";AT 10,11
160
170 NEXT A
180 PAUSE 100
190 PRINT AT 5,5;"GARR"
200 PAUSE 10
210 FOR A=2 TO 20 STEP 2
220 PRINT AT 8,A;"O"
230 IF A=11 THEN PRINT AT 9,A-
1;"U";AT 10,A;"L"
240 NEXT A
250 PAUSE 30
260 PRINT AT 10,11;" ";AT 9,11
270
280 PAUSE 4E4
290 RUN

```




POSTMAN

ARCHER

FOLLOWING the prompts, input the data relating to the speed and horizontal and vertical direction of the arrow. The archer at the bottom left of the screen will then fire the arrow and it will head towards the target depending on the data input. At the beginning of each game you can choose how many shots you want to have.

The Archer was written for the 16K Spectrum by David Bull of Northwood, Middlesex.



```

10 LET ts=0
20 BORDER 1: INK 0
30 FOR z=0 TO 7: READ j: POKE
USR "m"+z,j: NEXT z
40 FOR z=0 TO 7: READ j: POKE
USR "h"+z,j: NEXT z
50 DATA BIN 00111101, BIN 011
1111, BIN 00011101, BIN 0001110
1, BIN 00011110, BIN 00010110, B
IN 00010100, BIN 00010100
60 DATA 0,0,0,0,0, BIN 0000010
0, BIN 00011010, BIN 00011010
70 INPUT "Number of arrows to
be shot ";na: IF na<1 THEN GO T
O 70
80 FOR k=1 TO na
90 FOR a=5 TO 30 STEP 6
100 CIRCLE 40,130,a
110 NEXT a
120 PRINT AT 0,2; INK 1;"Targe
t"
130 PLOT 0,7: DRAW INK 4; PAPE
R 4;255,0
140 PLOT 255,60: DRAW -14,-5: D
RAW -8,5: DRAW 2,2: DRAW 6,-4: D
RAW 14,5: PLOT 242,40: DRAW 0,18
150 PRINT AT 18,30;"(ig5)"; AT
17,30;"(ig5)"
160 PRINT AT 19,0;"H"; AT 20,0
;"M"
170 PRINT AT 0,11;"Score "; AT
1,11;"Total ";ts; AT 3,11; INK
1;"Arrows"; AT 4,11;"Left ";na-
(k-1)
180 INPUT "Speed(0-1000) ";s: I
F s>1000 OR s<0 THEN GO TO 180
190 PRINT AT 0,20; INK 1;"Spee
d:";s
200 LET rs=RND
210 IF rs<.4 THEN LET s=ABS (
s-(INT (RND *130)+20))
220 IF rs>.6 THEN LET s=ABS (
s+(INT (RND *130)+20))
230 LET s=s+100
240 INPUT "Direction vertically(
0-80) ";d: IF d>80 OR d<0 THEN
GO TO 240
250 PRINT AT 1,21; INK 1;"Vert
:";d
260 LET d=d+10
270 LET rd=RND
280 IF rd<.4 THEN LET d=ABS (
d-(INT (RND *9)+1))
290 IF rd>.6 THEN LET d=ABS (
d+(INT (RND *9)+1))
300 IF d<10 THEN LET d=10
310 IF d>80 THEN LET d=80
320 INPUT "Direction horizontal
y(0-60) ";dh: IF dh>60 OR dh<0 T
HEN GO TO 320
330 PRINT AT 2,20; INK 1;"Hori
z:";dh
340 LET rdh=RND
350 IF rdh<.4 THEN LET dh=ABS
(dh-(INT (RND *18)+2))
360 IF rdh>.6 THEN LET dh=ABS
(dh+(INT (RND *18)+2))
370 IF dh>60 THEN LET dh=60
380 LET x=s* COS (PI *d/180)
390 LET y=s* SIN (PI *d/180)
400 FOR b=.5 TO y/16 STEP .2
410 LET c=.01*(y*b-16*b*b)
420 LET f=(.04*x*b)+7: LET e=(4
*c+b)+5
430 PLOT f,e
440 IF f >= 240 AND e >= 24 AND
e <= 39 THEN PRINT AT 20,14;
INK 1; PAPER 5;"HIT": BEEP .2,20
: BEEP .3,10: GO TO 490
450 IF ABS f >= 240 THEN PRIN
T AT 20,10; INK 2;"Too Long": B
EEP .2,0: BEEP .3,-10: PRINT AT
0,17;"0": PAUSE 200: CLS : NEXT
k: GO TO 610
460 IF ABS e >= 165 THEN PRIN
T AT 20,10; INK 2;"Too High": B
EEP .2,-10: BEEP .3,-19: PRINT
AT 0,17;"0": PAUSE 200: CLS : NE
XT k: GO TO 610
470 NEXT b
480 PRINT AT 20,10; INK 2;"Too
Short": BEEP .2,-19: BEEP .3,-2
9: PRINT AT 0,17;"0": PAUSE 200
: CLS : NEXT k: GO TO 610
490 REM hit target
500 CIRCLE INK 2;dh+12,100+(3.
75*(e-24)),1
510 LET v=(dh+12)-40: LET w=((1
00+(3.75*(e-24)))-130)
520 LET hr= SQR ((v*v)+(w*w))
530 IF hr <= 5 THEN PRINT AT
0,17;"9": LET ts=ts+9
540 IF hr <= 11 AND hr>5 THEN
PRINT AT 0,17;"7": LET ts=ts+7
550 IF hr <= 17 AND hr>11 THEN
PRINT AT 0,17;"5": LET ts=ts+5
560 IF hr <= 23 AND hr>17 THEN
PRINT AT 0,17;"3": LET ts=ts+3
570 IF hr <= 29 AND hr>23 THEN
PRINT AT 0,17;"1": LET ts=ts+1
580 IF hr>29 THEN PRINT AT 0,
17;"0"
590 PRINT AT 1,17;ts
600 PAUSE 250: CLS : NEXT k
610 FOR r=1 TO 50: BORDER INT
(RND *7): BEEP .005,r: NEXT r
620 PRINT AT 8,11; FLASH 1;"Ga
me over"; AT 10,2; INK 1;"Your s
core for ";na;" arrows";ts; AT
13,10;"press any key": PAUSE 0:
RUN

```




Little Town of Bethlehem

```

10 REM O LITTLE TOWN OF BETHLEHE
M
20 LET C=1: REM CHANGE THE VALUE
OF C TO CHANGE THE SPEED
30 BEEP C,0: BEEP C,5: BEEP C,5:
BEEP C,5: BEEP C,7: BEEP C/2,9:
BEEP C/2,7: BEEP C/2,9: BEEP C/2
,10: BEEP C,12
40 BEEP C,9: BEEP C,10: BEEP C/2
,9: BEEP C/2,5: BEEP C,7: BEEP C
,7: BEEP 2C,5
50 BEEP C,0: BEEP C,5: BEEP C,5:
BEEP C,5: BEEP C,7: BEEP C/2,9:
BEEP C/2,7: BEEP C/2,9: BEEP C/2
,10: BEEP C,12
50 BEEP C,9: BEEP C,10: BEEP C/2
,9: BEEP C/2,5: BEEP C,7: BEEP C
,7: BEEP 2C,5
60 BEEP C/2,5: BEEP C/2,9: BEEP
1.5C,12: BEEP C/2,14: BEEP C/2,1
2: BEEP C/2,10: BEEP C/2,9: BEEP
C/2,7: BEEP C/2,5: BEEP C/2,7: B
EEP C/2,9: BEEP C/2,10: BEEP C,1
2
70 BEEPC,0: BEEP C,5: BEEP C,9:
BEEP C,7: BEEP C,5: BEEP 2C,0
80 BEEP 2C,0: BEEP C,5: BEEP C,5
: BEEP C,5: BEEP C,7: BEEP C/2,9
: BEEP C/2,7: BEEP C/2,9: BEEP C
/2,10: BEEP C,12: BEEP C,9: BEEP
C,10: BEEP C/2,9: BEEP C/2,5: BE
EP C,7: BEEP C,7: BEEP 2C,5

```

GOOD KING WENCESLAS

```

10 REM GOOD KING WENCESLAS
11 LET C=1: REM CHANGE THE VALUE
OF C TO CHANGE THE SPEED OF THE
TUNE

```

```

12 BEEP C,8: BEEP C,8: BEEP C,8:
BEEP C,10: BEEP C,8: BEEP C,8: B
EEP 2C,3: BEEP C,5: BEEP C,3: BE
EP C,5: BEEP C,7: BEEP 2C,8: BEE
P *C,8

```

```

13 BEEP C,8: BEEP C,8: BEEP C,8:
BEEP C,10: BEEP C,8: BEEP C,8: B
EEP 2C,3: BEEP C,5: BEEP C,3: BE
EP C,5: BEEP C,7: BEEP 2C,8: BEE
P 2C,8

```

```

14 BEEP C,15: BEEP C,13: BEEP C,
12: BEEP C,10: BEEP C,12: BEEP C
,10: BEEP 2C,8: BEEP C,5: BEEP C
,3: BEEP C,5: BEEP C,7: BEEP 2C,
8: BEEP 2C,8

```

```

15 BEEP C,3: BEEP C,3: BEEP C,5:
BEEP C,7: BEEP C,8: BEEP C,8: BE
EP 2C,10: BEEP C,15: BEEP C,13:
BEEP C,12: BEEP C,10: BEEP 2C,8:
BEEP 2C,13: BEEP 4C,8

```

Enter into the Christmas spirit with these two programs written for the Spectrum by Jessica Irwin of Beeston, Leeds. The first is a Spectrum version of *O little town of Bethlehem*, the second a version of *Good King Wenceslas*.

To alter the speed of the carols, change the values of C in the programs. The value of one beat is C, and C is set to one in the programs. Make the value of C smaller to speed the tune up, and larger to slow it down.





ONLY £9.95
(INC. P&P and VAT)

THE FABULOUS CASSETTE 50

FROM **cascade**

VALUE that's out of this world

50 GAMES ON ONE CASSETTE

NOW AVAILABLE FOR **Commodore 64 ELECTRON Atmos**
DRAGON BBC A/B Spectrum Apple ATARI ORIC-1 ZX81 VIC-20



SPECTRUM
 'Incredibly frustrating!' That's the verdict on Cassette-50's FROGGER. Satisfied users say it's one of the most challenging you'll find - it's almost as good as the arcade version too. Plus 49 other tactical, logical and adventure games featuring multi-coloured and user-defined graphics, scrolling and full use of the spectrum sound capabilities. You'll keep coming back for more!

No. Game	No. Game	No. Game
1 MAZE EATER	19 THIN ICE	34 GHOSTS
2 GALACTIC ATTACK	20 ORBITTER	35 SUBMARINES
3 SPACE MISSION	21 MOTORWAY	36 ROCKET LAUNCH
4 LUNAR LANDING	22 FORCE FIELD	37 PLANETS
5 PLASMA BOLT	23 NIM	38 BLACK HOLE
6 STARTREK	24 TUNNEL ESCAPE	39 DYNAMITE
7 RADAR LANDING	25 BARREL JUMP	40 GO YOUR SUMS
8 ATTACKER	26 CANNONBALL	41 DERRY DASH
9 GALACTIC DOG	27 BATTLE	42 SPACE SEARCH
10 FIGHT	28 OVERTAKE	43 UNIVERSE
11 PERSON ATTACK	29 SITTING TARGET	44 RATS
12 INVASIVE ACTION	30 SMASH THE WINDOWS	45 TANKER
13 CROSSSES	31 SPACE SHIP	46 PARACHUTE
14 BOOGLES	32 JET FLIGHT	47 JET MOBILE
15 PORTHOLE	33 PHASER	48 HIGH ROSE
16 SKI JUMP	34 INTRUDER	49 THE FORCE
17 HANUMAN	35 INTERVO	50 EXCHANGE

50 GAMES ALSO AVAILABLE FOR ZX81

EXPRESS DELIVERY - ORDER NOW

Name _____

Address _____

Post Code _____

Country _____

Please send me by return of post, Cassette 50 at £9.95 per tape. I enclose a cheque/postal order for

£ _____ made payable to Cascade Games Ltd.

Please debit my ☐ No. _____

COMMODORE 64 ☐

SPECTRUM ☐

ATARI ☐

VIC 20 ☐

ELECTRON ☐

ATMOS ☐

ORIC-1 ☐

ZX 81 ☐

DRAGON ☐

BBC A/B ☐

APPLE ☐

☒

Cascade Games Ltd., Suite 4, 1-3 Haywra Crescent, Harrogate, North Yorkshire, HG1 5BG, England. Telephone: (0423) 504526.

Dealers & Stockists enquiries welcome.

SP/12/84

ATTENTION SPECTRUM USERS:

- Are you being zapped by 'finger drift'?
- Fed up with being eaten by monsters?
- Put new life into your game and hit the right key every time with the new

GAMES BOARD

Enjoy these great features:

- ☆ Instantly attached/detached
 - ☆ Games board masks unwanted keys
 - ☆ Improves scores up to 50%
 - ☆ Compatible with all games and software
 - ☆ Can be used with joysticks for even faster control
 - ☆ Can be used with all hardware add-ons
 - ☆ Ideal for young children
 - ☆ Keys can be inserted in any position
 - ☆ 10 keys supplied. Full set of keys available with the add-on kit
- Patents pending



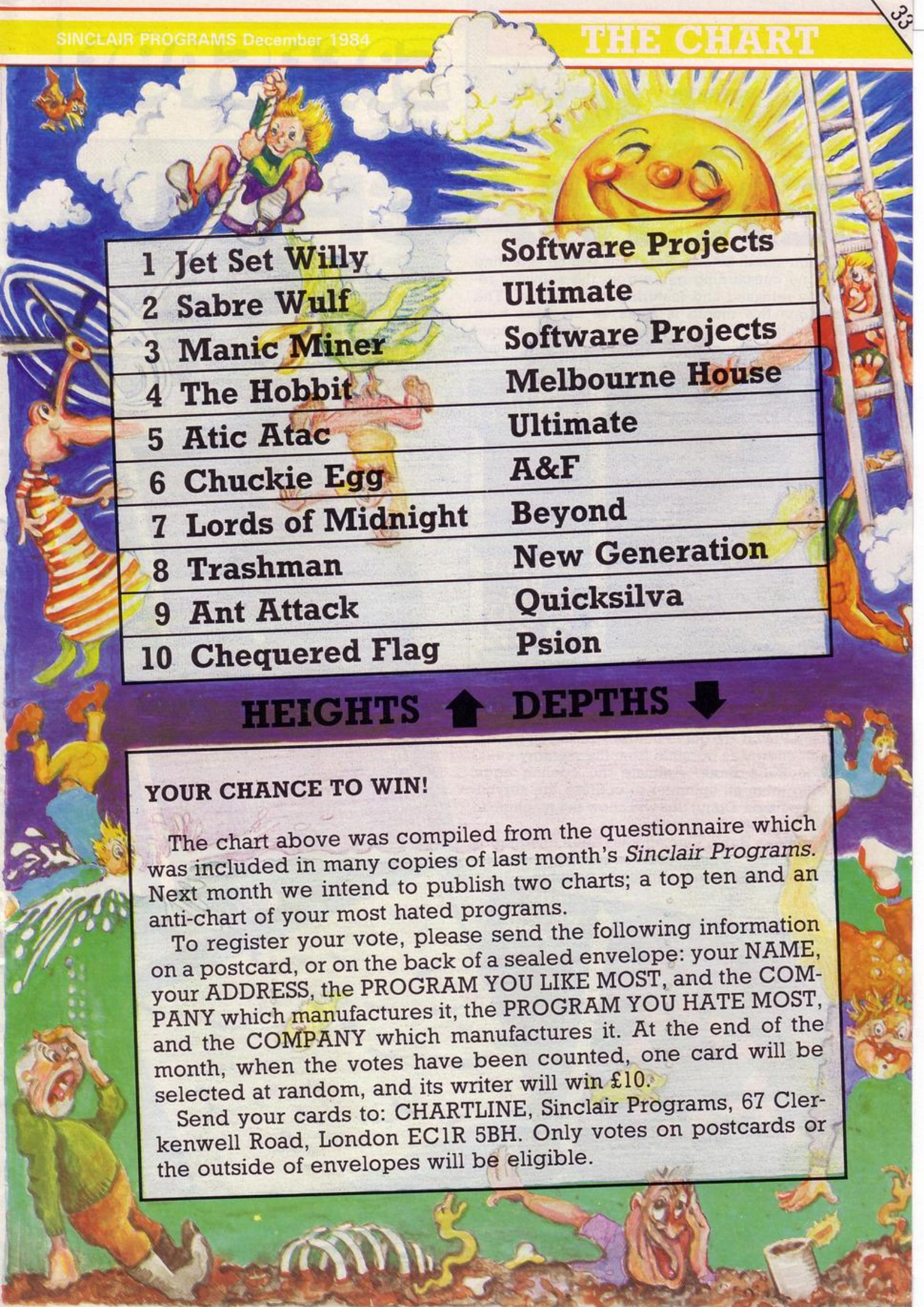
All this and more for just £9.95
 From your local computer shop or direct from:

MARVIC MARKETING LTD
 FREEPOST (No stamp required)
 Stretford, Manchester M32 8EL



Telephone:
061-864 2010





1 Jet Set Willy	Software Projects
2 Sabre Wulf	Ultimate
3 Manic Miner	Software Projects
4 The Hobbit	Melbourne House
5 Atic Atac	Ultimate
6 Chuckie Egg	A&F
7 Lords of Midnight	Beyond
8 Trashman	New Generation
9 Ant Attack	Quicksilver
10 Chequered Flag	Psion

HEIGHTS ↑ DEPTHS ↓

YOUR CHANCE TO WIN!

The chart above was compiled from the questionnaire which was included in many copies of last month's *Sinclair Programs*. Next month we intend to publish two charts; a top ten and an anti-chart of your most hated programs.

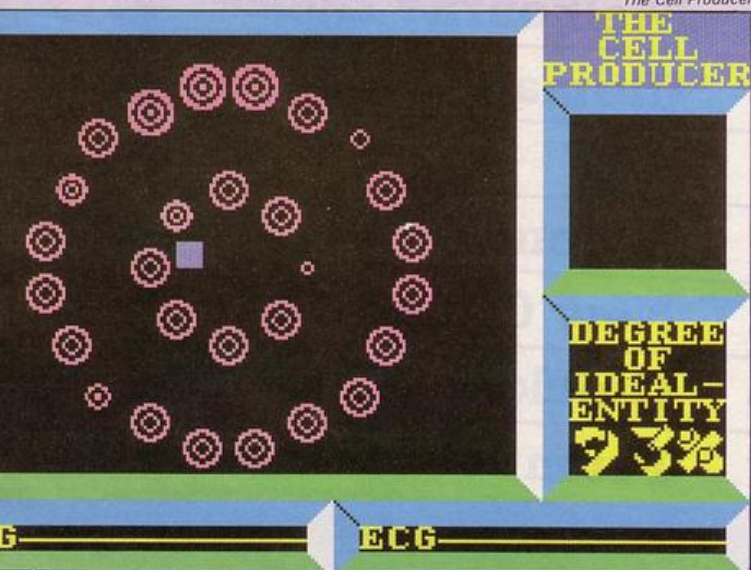
To register your vote, please send the following information on a postcard, or on the back of a sealed envelope: your NAME, your ADDRESS, the PROGRAM YOU LIKE MOST, and the COMPANY which manufactures it, the PROGRAM YOU HATE MOST, and the COMPANY which manufactures it. At the end of the month, when the votes have been counted, one card will be selected at random, and its writer will win £10.

Send your cards to: CHARTLINE, Sinclair Programs, 67 Clerkenwell Road, London EC1R 5BH. Only votes on postcards or the outside of envelopes will be eligible.

DEUS EX MACHINA

Each month Sinclair Programs will be selecting one outstanding game from the software recently released and featuring it in Softspot. The program this month is **Deus ex machina** from Automata. This superb game combines a complete stereo soundtrack with a series of thematically linked games.

The Cell Producer



The Memory Bank. Life has been formed. The Defect Police are out to hinder you as you gain as much energy as possible from the memory cells.


The Belle Bank. Animate the cooling eggs, setting them all spinning to confuse the surveillance squads. Doing this will allow the machine to divert one egg for her purposes.

The Beau Bank. One egg has been diverted by the machine. Guide your swimming sperm towards the egg as many times as possible.


The D.N.A. Welder. Life is forged within the machine, as the double helixes revolve slowly. Keep them spinning by touching them with your green cursor, but avoid the tracking blue cursor of the Defect Police.

The Cell Producer. Two circles of cells pulsate with life. Keep them alive by touching each one with your cursor. Again, avoid the Defect Police's sensor.

The D.N.A. Welder




THE MEMORY BANK



The Memory Bank

THE BELLE BANK




The Belle Bank

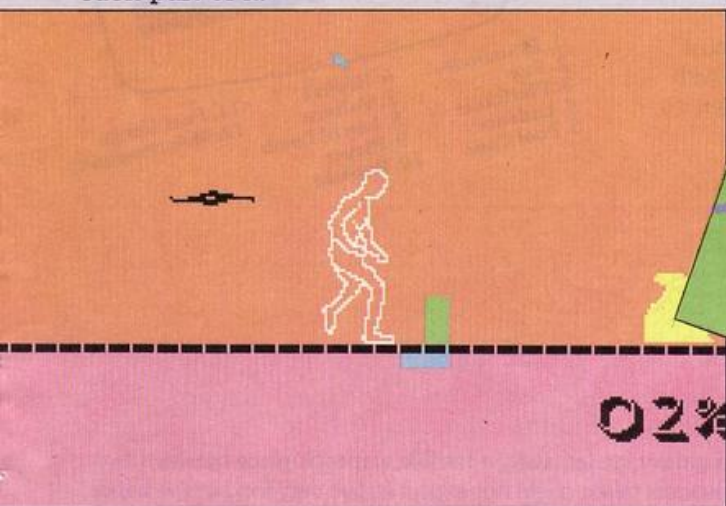
THE BEAU BANK



The Beau Bank




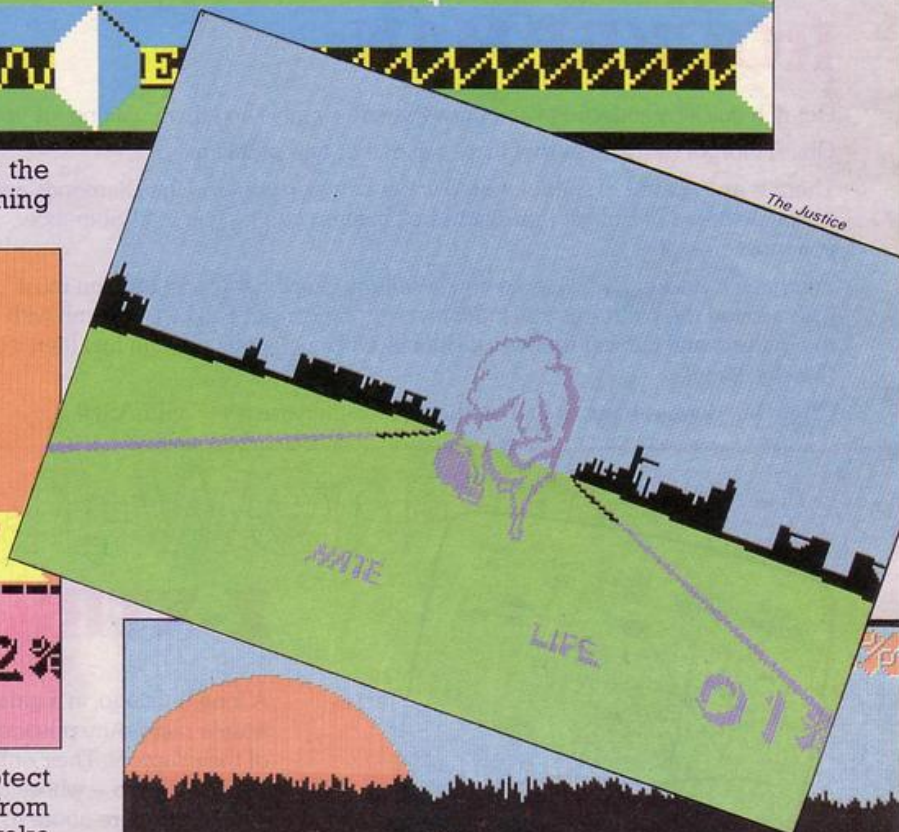
The Incubator. Use your cursor to protect the growing baby. Keep its cocoon intact by touching each part of it.



The Soldier. Leap the pitfalls underfoot. Protect yourself from the mental tortures which aim from overhead, from the back-stabbers in your wake and the walls of fire in your path.

The Justice. Holding power at last, you must use it for the best. Stamp out evil but avoid harming noble sentiments or good. Each time you make a mistake some part of your city, shown in the background, will crumble.

Second Childishness. Keep your blood flowing, disperse the blood clots, and then prevent rogue cells from joining and blocking your arteries. Shepherd the stray cells around your system. Use your powers to maintain your body until the very end of the game.



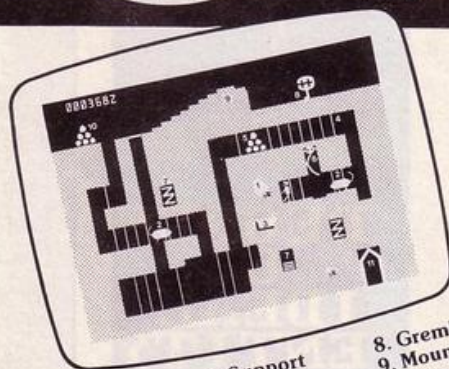
Second Childishness



LOOK!

NOW THERE ARE HI-RES PROGRAMS FOR THE 16K ZX-81

3



FORTY NINER

In 1849 the Great American Gold Rush started. Almost everyone who could sold up everything and dashed to the west coast to look for this precious metal – including you!

You must excavate this precious metal – but can you survive the giant rats and that vicious Gremlin which will come to infest your mine? Can you trick the snakes into leaving their comfortable nests and destroy the rats for you? Can you keep the Gremlin at bay?

Riches await you – but so do the hazards!

1. Nuggets
2. Giant Rats
3. Burrowing Rat
4. Support
5. Cave In
6. Snake
7. Snake Nest
8. Gremlin
9. Mound
10. Pile of Earth
11. Cave

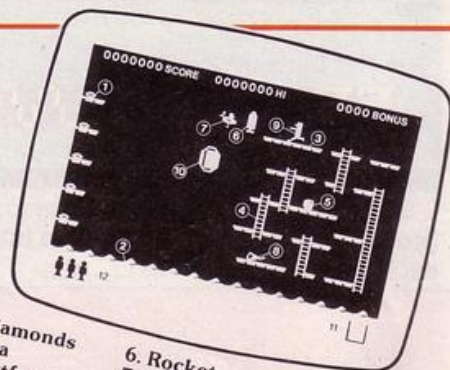
ROCKET MAN

Get rich quick by collecting Diamonds that are simply lying there waiting for you! Oh... I forgot to mention that there are one or two problems!

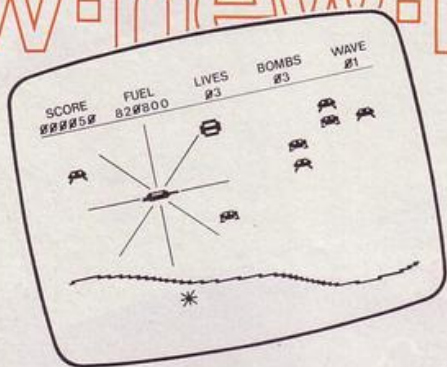
There is an expanse of shark infested water between you and the Diamonds and a strange breed of Bubble that seems hell bent on getting you in it! Somehow you must cross it...

You have a Rocket Pack to help you (a Vulture on higher levels) but you must rush around the platforms and ladders collecting cans of fuel (legs of lamb with the Vulture) and cursing that weird Bubble. Once you have enough fuel then it's Chocks Away!

Oh... but don't run out of fuel on the way – otherwise it's... SPLASH!



1. Diamonds
2. Sea
3. Platforms
4. Ladders
5. Fuel Cans
6. Rocket
7. Vulture
8. Leg of Lamb
9. Player
10. Bubloid
11. Fuel Gauge
12. Men remaining



Z-XTRICATOR

A long time ago, in a galaxy far, far, away a terrible war took place between two hostile races. Any prisoners taken could not expect to live very long in the hands of their captors. Their only hope lay with a group of valiant warriors – the XTRICATORS – whose task it was to rescue fellow beings from the alien planet's surface. You are about to take on the role of such a warrior....

Please send me:


	QTY	TOTAL AMOUNT
FORTY NINER £5.95		
ROCKET MAN £5.95		
Z-XTRICATOR £5.95		
TOTAL		

Available from all good computer shops or send cheque/P.O. for £5.95 (inc. P&P) to:

Software Farm,
FREEPOST (No stamp required) (BS3658),
BS8 2YY.

Software Farm, 155 Whiteladies Road, Clifton, Bristol BS8 2RF.
Telephone (0272) 731411. Telex 444742 AFMADV G

ADVANCED GRAPHICS IN BASIC



MANY OF you who are about to assail new heights with machine code programming will be in some awe at this month's pro-
printout on "Sprite Graphics". In case you might have been discouraged from attempting this program by the mention of machine code, be assured that no knowledge of this language is required to use it from Basic, and I would strongly recommend the exercise.

Assuming you are familiar with User Defined Graphics (Chapter 14 of the Spectrum handbook), designing and testing your own graphic characters should be



fairly straightforward. In any case, utility programs are available to help you (including a respectable version on the "Horizons" tape which comes with the machine). The next step, then, is to work out how to bring these characters to life on your T.V. screen.

A crude example of movement is given in Program 1. This shows an aeroplane moving across the screen. As the graphic is being moved one character position at a time (eight pixels), movement appears to be rather jerky. (Note the space before the graphic "A" which erases the previous character position).

A much smoother ac-

tion is produced by Program 2. Here, the aeroplane is moved two pixels at a time although, to obtain this result we have had to set up seven UDGs. In fact there are only four aeroplanes represented by the graphic character pairs BC, DE, FG, and Space-A. For example, BC divides the plane into two parts,




with the tail two pixels into gB and the nose (and wing tip) two characters into gC. Even smoother



action can be gained with single pixel moves, although it would slow down execution, and need 15 UDGs.

Owners of 16K Spectrums especially, should



keep in mind the demand which UDGs make on memory, as eight bytes are used for each. 48K users will not be so restricted on this point, though you will soon find yourself running out



of the 21 assigned memory locations. This need not be a problem though, as Program 3 demonstrates. First, enter and run it. Nothing appears to happen. Now try typing letters. Everything seems normal except that you find yourself in capitals. Switch to lower case (caps shift/2) and, lo and

behold, you find the letters a, b, c, d, e, f replaced by UDGs. The program has copied the normal ROM character set to a location in RAM where it can be manipulated at will. A CLEAR command is used (line 10) to lower RAMTOP, and so make room for the new character set which will be preserved with NEW. As we have chosen 64000 as the start

location, we have 1367 bytes to play with (from 64000 to 65367 — one byte below start of reserved UDG area on 48K machines). The POKE command in line 10 switches to capitals,

leaving us free to overwrite lower case letters, and so generate up to 26 more UDGs. Line 20 puts the start address of the ROM character set into A (starts with Space) and the end address into B (ends with ©). With 96 characters involved, this

Program 1

```
10 FOR x=0 TO 7: READ y: POKE
USR "a"+x,y: NEXT x
20 DATA 0,3,134,140,255,24,48,
96
30 FOR i=1 TO 31: PRINT AT 10
,i;" A": PAUSE 5: NEXT i
40 CLS : GO TO 30
```

gives a total of 768 bytes, as each character is like a UDG and requires eight bytes. Having PEEKed the systems variable CHARS in line 20 for the ROM address, in line 25 we can now POKE in the RAM location. Calculate the numbers to POKE by:

- Subtracting 256 from address of first byte of new location (i.e. $64000 - 256 = 63744$)
- Dividing result by 256 and POKE 23607 with integer part (i.e. $63744 / 256 = 249$)
- POKE 23606 with any remainder ($63744 - 256 * \text{INT } (63744 / 256) = 0$)

Program 2

```
10 FOR x= USR "a" TO USR "g"+
7: READ y: POKE x,y: NEXT x
21 DATA 0,3,134,140,255,24,48,
96
22 DATA 0,0,33,35,63,6,12,24
23 DATA 0,192,128,0,128,0,0,0
24 DATA 0,0,8,8,15,1,3,6
25 DATA 0,48,96,192,240,128,0,
0
26 DATA 0,0,2,2,3,0,0,1
27 DATA 0,12,24,48,248,96,192,
128
40 CLS : FOR i=1 TO 30
50 PRINT AT 10,i-1;" A"
60 PRINT AT 10,i;"BC"
70 PRINT AT 10,i;"DE"
80 PRINT AT 10,i;"FG"
90 NEXT i
100 GO TO 40
```

This may precede or follow line 30 which copies the ROM characters to RAM. In effect, each step of this X loop is PEEKing a single byte of a ROM character and POKEing it into the next

ARCADE

GAMES THAT FIGHT BACK!

NEW RELEASE

THE PRIZE



Selected titles
available from:
W H Smith, Boots, Menzies,
and All Good
Computer Stores

UP TO £5000 FIRST PRIZE

F The Prize Your mission to discover the innermost chamber of Midas in a huge planetary maze. If successful you could be in with a chance of winning up to £5000! Only the strongest will survive the devious traps set by the guardians, but just imagine what you could do with the prize. . . .

Cassette carries a special £2 discount voucher off your next purchase!

Dealers, please contact us for very special discounts on our games. Phone Orpington 35639.

Programmers. We are looking for high quality m/c games for the Spectrum and Commodore 64 home computers, send them in for evaluation. You have nothing to lose!

All games are for the ZX Spectrum 48K and cost just £5.50 each inc. p.p. VAT etc.

Arcade Software Ltd, Technology House,
32 Chislehurst Road, Orpington, Kent BR6 0DG
Tel: Orpington 35639

A ☐ I enclose a cheque for £_____ or
B ☐ debit my Barclaycard/Access Account★
C ☐ Name _____
D ☐ Address _____
E ☐ _____
F ☐ _____
_____★



A
Fast-furious racing in this Arcade game for the Spectrum. 'Pontoon' on side B free!



B
Funny goes-on deep in a mine. Can you escape the evil in its depths? "Original and fun . . . dexterity needed . . . strategy is also involved" — Games Computing.



C
Defuse a bomb hidden on the complex planet, Lattica, before it blows!! " . . . action packed game . . . addictive" — Sinclair user.



D
The mobs out to get ya' in this no-holds-barred 25 screen, action-packed game. "Tricky and highly entertaining" — Personal Computing News.



E
50 different screens of mayhem. "A fun game for all ages . . . which I thoroughly enjoyed." — Home Computing Weekly.

Program 3

```
10 CLEAR 63999: POKE 23658,8
20 LET a=256+ PEEK 23606+256*
PEEK 23607: LET b=a+768
25 POKE 23606,0: POKE 23607,24
30 FOR x=a TO b: POKE 64000+x-
a, PEEK x: NEXT x
40 FOR x=64520 TO 64567: READ
y: POKE x,y: NEXT y
50 DATA 60,126,255,y,y,y,126,6
60 DATA 24,60,y,126,255,y,126,
70 DATA 24,y,60,y,126,255,126,
80 DATA 24,y,y,60,y,126,y,60
90 DATA 24,y,y,y,y,y,y,y,y
100 DATA 137,74,0,192,3,0,82,14
110 DATA 137,74,0,192,3,0,82,14
```

location in RAM. Line 40 overwrites "a" to "f" in the new set. As there are 65 characters before "a", the new "a" starts at 64000+65*8 (=64520). Similarly, as we are overwriting six characters, the last address to be overwritten is 64520+6*8-1=64567.

To return to the ROM character set, POKE 23606,0:POKE 23607,60. Knowing that you can now switch between the two sets at will, you might prefer to adapt the above procedure to copy and convert only specified characters.

A flashing border will give even more effect to a "Well Done" or title, Program 7 does this and is intended to be run with Program 6. This is a handy little program for studying the under-used OUT command. Slow down the flashing by putting in a PAUSE 0 after each OUT statement. You will find the border alternating


Program 4

```
120 PRINT AT 10,15;"a": PAUSE
20
130 PRINT AT 10,15;"b": PAUSE
20
140 PRINT AT 10,15;"c": PAUSE
20
150 PRINT AT 10,15;"d": PAUSE
20
160 PRINT AT 10,15;"e": PAUSE
20
170 PRINT AT 10,15;"f": PAUSE
20
```

green/white, magenta/white etc. If you delete line 120, you should also be able to make out a series of audible "clicks".

First, let me explain what OUT does, and

then we can better understand what it is doing here. OUT is a bit like POKE, though instead of writing a value to a memory address, it writes to a "port" address (for I/O). The OUTs used here on



port address 254, tell the Central Processing Unit that it is communicating directly with the TV (for border) and also with the loudspeaker in your Spectrum. An OUT value cannot be more than one byte, and the state of each of the first five bits is looked at.



On address 254, the first three bits control the border colour, and the fifth controls the loudspeaker. Thus, for an assigned value of 60 (BIN 00111100), the first three bits give the code for green, and the fifth sends a pulse to the L/S. (Bit four, incidentally, controls the MIC socket). The second OUT restores the white border. When you are satisfied about the way OUT works, you might like to compare it with BORDER (RND*8), for effect.

Program 4 demonstrates how a stationary object can be animated. This should be run together with Program 3, as "a" to "f" are the UDGs in our second character set. Alternatively, if you have NEWed and POKEd back to ROM characters, you can run this program independently provided you POKE 23607,249.

BASIC programs intended for commercial release can often be

made to look more professional with animated reading material, such as a title or instructions. Program 5 is one way of animating a page of instructions. The object is to "pull" each line of

information from left to right, changing the PAPER and INK colours line by line. The loop on Y (line 20) reads nine lines of information into the string Z\$. In line 30, X is used to generate as many PRINTs as there are characters in each line. Each PRINT outputs

the part of the string from (LEN Y\$-X+1) up to the end of the string. Thus, if the length of the string is 31 characters (as in this case), then at the start of the X loop, we are PRINTing Y\$ (1 TO 31). Note how INK 9 is used to contrast the colour of the character from the background. Line 35 is another example of the superlative Sinclair logic statements, in this case to rotate paper col-



ours from 1 to 7.

Program 6 might give you a few ideas on how to make your own programs give a more spectacular congratulation on a win, and perhaps encourage a rematch. Line 10 sets up the message in Z\$. This string contains 96 characters, so that each letter is set on a

Program 5

```
10 CLS : LET p=1
20 FOR y=0 TO 8: READ y$
30 FOR x=1 TO LEN y$: PRINT
AT y,0: INK 9: PAPER p:yf(LEN y
$-x+1 TO ): NEXT x
35 LET p=p+(p<7)-(6 AND p=7)
40 NEXT y
50 DATA "YOU MIGHT LIKE TO TR
Y A MORE ", "COLOURFUL AND ANIM
ED WAY OF ", "INTRODUCING YOUR GA
ME AND TO ", "SPECIFY INSTRUCTI
ONS/CONTROLS "
", "TO USE THIS TEC
HNIQUE SIMPLY ", "ENTER UP TO 22
LINES OF INFO ", "IN LINE 50 AND
CHANGE LINE 20 ", "TO SUIT (Y
= 0 TO ?) "
100 STOP
```

3x3 square. The standard block graphics are used, so a "Print'n Plotter" type pad is useful (although not essential) for setting this up. The loop on X (line 20) reads the nine enlarged letters (although the fifth is skipped by line 26, this being a blank). X is set to the position of the first character in each block of three (reading across the whole length of the string). Random INK colours are selected in line

Program 6

```
10 LET z$="" (3*sp;g5:g4:g5:g5:2
*3:g5:2*sp;g5:7*sp;ig4:g6:sp;ig
5:g6:g5:ig7:g5:g5:2*q3:4*sp;g5:g
5:g5:g5:g3:g2:g5:2*sp;g5:7*sp;ig
5:g4:g2:ig5:g5:g5:g1:ig2:g5:g3:g
2:5*sp;g2:g2:g1:2*q3:g1:2*q3:g1:
2*q3:5*sp;g3:g2:sp;g1:g2:g1:sp:g
1:ig2:q3:4*sp)
20 FOR x=4 TO 28 STEP 3
26 IF x=16 THEN GO TO 55
27 LET xx=x-1
30 INK (RND *5)+1
35 FOR y=0 TO 6
40 PRINT AT y,xx;" "; AT y
+1,xx;z$(x TO x+2); AT y+2,xx;z$(
x+32 TO x+34); AT y+3,xx;z$(x+6
4 TO x+66)
45 NEXT y
55 NEXT x
```

30. The loop on Y (line 35) handles the dropping of each letter through six rows. The three horizontal sections of a letter are "picked out" from the

string using X,X+32, and X+64 and then printing the next three characters from these positions. The first PRINT has to erase the previous row only (not the whole letter).

Program 7

```
100 FOR y=60 TO 1 STEP -1
110 OUT 254,y
120 BEEP .04,y
130 OUT 254,7
140 NEXT y
```


SPRITE DESIGNER

THIS SUITE of programs was written for the 48K Spectrum by Roger Allen of Gerrards Cross, Buckinghamshire. The programs allow you to design and animate sprite graphics which are as many as 16 pixels by 16 pixels in size.

The best approach to entering and running the listings is as follows.

Firstly, enter listing one. This is the main Basic program for generating sprites. You cannot yet run it, as a machine code file is required. Check it thoroughly, and save it to tape as file S-GEN.

Enter and run listing two. This creates the machine code file SPRITE-MC to be called by S-GEN. The program dumps the machine code file which will follow S-GEN on tape. This utility program is now no longer required so you can NEW it, or transfer it to a separate tape.

Run the main program S-GEN, by loading it back from tape. It will automatically call SPRITE-MC. Use cursor keys to move around the grid. Keys 0 and 1 set and erase squares. You could begin to design a sprite at this point but, on your first run through, continue with the demonstration instead.

Enter and run listing four. This contains the data for two sprites (spiders) which will be SAVED for you in machine code file S-SPIDER when RUN. Record this on tape directly after SPRITE-MC. This utility is now no longer required so either NEW it or record it on a separate cassette.

In order to run the spider demonstration, reload the sprite generator, press LOAD, and answer yes to the Load sprites? question, and no to the Load sequences? question. The name to be entered is S-SPIDER, and the answer to Where to? should be 1. Then LOAD from tape.

At this point you should be back at the main menu. Try these steps. Press "R"etrieve and ask for sprite 1. This will show the design for the first sprite, together with its data. Check this with listing four. Each sprite is like four user-defined graphics

with 32 BINary lines.


Use the "I"nvert option to turn the sprite round or invert it, and then "F"ile the new design as sprite three. Only now will data for the new design be given. Repeat these steps for sprite number two. You can create up to 32 sprites in this way.

You can now "A"nimate. The table of sprites is displayed, with two sets of figures at the bottom.

Change the attributes by entering "y" in response to the prompt. The number of steps is the number of sprites to be included in one animation, with one frame per sprite. The maximum is eight, but enter two on your first run through.

The displacement is the number of pixels to be moved between each frame. The maximum displacement is four, but enter one for a demonstration.

Speed allows you to select an animation speed between one



and six, and colour allows you to choose a colour between one and seven. Now answer "n" to the Change attrs? question in order to move on to sequences.

Enter "y" to the question Change sequences? You can now select the sprites to be included in each rotation. Although this demonstration uses the same sequence for each direction, any selection can be made in any order. For a simple demonstration, press ENTER in answer to U, as you should already have selected one and two. For D, L and R, answer "1" to No. 1, and "2" to No. 2. Do not elect to change the attributes or the sequences.

You can now control the animation with the cursor keys (5-8). Key 4 will hold it steady.

Press "x" to return to the main menu, and try building up your own library of sprites by LOADing and SAVEing.

To see how to use the sprites in a Basic program enter listing five but do not run it. Check it, and dump it to cassette with the file name S-DEMO.

Enter and run listing three. This loads the SPRITE-MC code, so you will have to rewind the cassette to the second file. This program will dump a modified machine code file to tape, which you should place directly after S-DEMO. This utility is now no longer required, so NEW it, or record it on another cassette.

You can now rewind and rerun S-DEMO. This calls the modified machine code file S-BASIC MC. It will then require the S-SPIDER file, so rewind to the start of the third file for this.

This is just a demonstration of using sprites in a Basic program. For your own programs you will only need lines 10 and 9000 onwards.

This is just a demonstration of using Sprites in a Basic program. For your own programs you will only need lines 10 and 9000 onwards. To use sprites in your own programs, first design the sprites using the main program. Make a note of their numbers with reference to the sprite table and save them to cassette.

Load in the demonstration program, which will load in the appropriate machine code. Load the sprites you wish to use, using LOAD "" CODE.

To use the sprites, the routine at line 9000 must be called. First, though, you must set up a number of Basic variables.

X2 and Y2 hold the new coordinates of the sprite which has just been loaded. Variable X1 and Y1 hold the old co-ordinates of the first sprite.

Calling the routine will take the first sprite and plot it at position X1, Y1. As the first sprite should already be on screen in that position and plotting sprites is done in the same way that plotting is done in Basic, this will effectively delete the first sprite. The new sprite is then printed at X2, Y2, and control is restored to the point at which the routine was called.

Notice that when a sprite is first printed on screen, it does not have an old position, so X1 and Y1 must be set to 255 so that no unplotting takes place.

Once control has been returned to the body of the program, X2 and Y2 should be stored as X1 and Y1, and the second sprite should be treated as the first sprite.

For example, if you wanted to print sprite 3 at position 100,100 and then replace it with sprite 5 at position 100, 105; you would let X1=100, X2=100, Y1=100, Y2=105, S1=3 and S2=5. You would then instruct the computer to GOSUB 9000.

If sprite five were to appear at the beginning of the game in position 100, 105; you would enter: X1=255, Y1=255, S1=5, X2=100, Y2=105, S2=5 and the GOSUB 9000.

```

10 BORDER 0: PAPER 0: INK 6: C
LEAR 30899: LOAD "SPRITE MC" COD
E
20 RESTORE : DIM z(4): DIM z$(
4,24): LET n$="UDLR": FOR n=1 TO
4: READ z(n),z$(n): NEXT n
30 DATA 8," 1, 2, 3, 4, 5, 6,
7, 8",2," 9,10,11,12,13,14,15,16
",5,"17,18,19,20,21,22,23,24",6,
"25,26,27,28,29,30,31,32"
40 DATA "LLOAD","SSAVE","RRETR
IEVE","IINVERT","FFILE","OSET","
1DELETE","AANIMATE","CCLEAR"
50 CLS : RESTORE 40: FOR n=1 T
O 9: READ a$: PRINT TAB 20; INK
3;"C"; INK 7;a$(1): INK 3;"1";
INK 4;" " ;a$(2 TO 4): NEXT n
60 PRINT INK 4; AT 10,18;"SPR
ITE=": INK 1: PLOT 207,79: DRAW
0,18: DRAW 18,0: DRAW 0,-18: DRA
W -18,0: INK 6
70 PRINT AT 2,1: INK 5;"SPRIT
E CREATOR"; AT 3,1: INK 1;"
"
80 FOR n=0 TO 16: PLOT 0,n*8:
DRAW 128,0: NEXT n
90 FOR n=0 TO 16: PLOT n*8,0:
DRAW 0,128: NEXT n
100 INK 6: LET x=21: LET y=0: L
ET a$="": LET c=8: PRINT AT 12,
17: INK 7;"DATA"; AT 13,17: INK
3;" " : GO TO 210
110 LET a$= INKEY$: IF a$="" T
HEN GO TO 110
120 IF a$="0" THEN LET c=24: B
EEP .1,40: PLOT INK 7;208+y,101
-x
130 IF a$="1" THEN BEEP .1,0:
IF c>21 THEN PLOT OVER 1: INK
7;208+y,101-x: LET c=8
140 IF a$="f" THEN PRINT AT x
,y: PAPER c/8-1: OVER 1;" " : BEE
P .1,-20: GO SUB 260
150 IF a$="c" THEN BEEP .1,24:
GO TO 40
160 IF a$="1" THEN BEEP .1,20:
GO TO 680
170 IF a$="s" THEN BEEP .1,30:
GO SUB 610
180 IF a$="a" THEN BEEP .1,10:
GO TO 380
190 IF a$="r" THEN BEEP .1,-10
: GO SUB 290
200 IF a$="i" THEN BEEP .1,25:
GO SUB 320
210 PRINT AT x,y: PAPER c/8-1:
OVER 1;" "
220 LET x=x+(a$="6" AND x <> 21
)-(a$="7" AND x <> 6)
230 LET y=y+(a$="8" AND y <> 15

```

Continued on page 43





'Calling all whizz kids— my CLEVER CLOGS games are the ultimate challenge!'

These exciting games of skill and chance are the combined work of real life 'Clever Clogs' and their teachers to give you whizz kids the ultimate challenge in computer games that really make learning fun.

Exciting graphics, a wide choice of 'difficulty' levels, plus supplementary knowledge packs for several games in the range make Clever Clogs Britain's best buy in early learning software.

Starting with 'Party Time' for Age 3+, the Clever Clogs range brings a new approach to learning for whizz kids of all ages. And if you join the Clever Clogs Club you'll automatically be eligible for many money-saving special offers.

Selected titles available at W H Smith, Menzies and other leading retailers.

CLEVER CLOGS early learning games

produced by
ARGUS PRESS SOFTWARE
1 Golden Square, London W1R 3AB
Telephone: 01 437 0626



Supplementary Knowledge Pack SCIENCE
Challenge your whizz kids with 600 science questions

Supplementary Knowledge Pack THE ARTS
600 first steps into Music, Poetry, Painting, Dance, Theatre and English Literature

STAR TRUCKER
for age 9+
Hyperspace holds no fears for whizzkids who get the answers right.

PARTY TIME
for age 3+
6 different games and increased difficulty options teaching letters and numbers the fun way.

JUNGLE JUMBLE
for age 5+
You've never seen a zoo like this one — a laugh each time with 2 different games and increased difficulty option.

WHIZZ QUIZ
for age 7+
A real challenge to today's whizzkids with increased difficulty option.

BLOCKBUSTER
for age 7+
The puzzle with a million billion variations. Can your whizz kid find the answer?

SHIPS SHAPES
for age 3+
See and understand SHAPES with 8 great games.

MUSIC
for age 7+
A suite of musical games to encourage budding Beethovens.

SAM SAFETY
for age 5+
Teach adventurous Sam roadsense and guide him safely home.

Spectrum £7.95, BBC and Commodore 64 £8.95,
Supplementary Knowledge Packs £5.95.


```

)-(a$="5" AND y <> 0)
240 LET c=ATTR(x,y): PRINT A
T x,y; OVER 1; PAPER 7;" "
250 GO TO 110
260 INPUT "SPRITE NO.?" ;a: IF
a<1 OR a>32 THEN BEEP .1,-14: G
O TO 260
270 GO SUB 750: LET s=37*a+3155
0-32: POKE 31002,INT(s/256): P
OKE 31001,s-256*PEEK 31002: RAN
DOMIZE USR 31000
280 RETURN
290 INPUT "SPRITE NO.?" ;a: IF
a<1 OR a>32 THEN BEEP .1,-15: G
O TO 290
300 GO SUB 750: LET s=37*a+3155
0-32: GO SUB 360: POKE 30916,IN
T(s/256): POKE 30915,s-PEEK 30
916*256: RANDOMIZE USR 30900
310 LET c=ATTR(x,y): RETURN
320 INPUT "[1] UP-DOWN [2] LEFT
-RIGHT?" ;s: IF s <> 1 AND s <>
2 THEN BEEP .1,-1: GO TO 320
330 GO SUB 360: IF s=1 THEN P
OKE 30927,120: POKE 30928,0: POK
E 30929,198: POKE 30930,5
340 GO SUB 750: IF s=2 THEN POK
E 30936,0: POKE 30937,0: POKE 3
0938,0: POKE 30945,198: POKE 309
46,9: POKE 30947,146
350 POKE 30998,201: RANDOMIZE
USR 30900: LET c=ATTR(x,y): RE
TURN
360 POKE 30998,24: POKE 30927,6
2: POKE 30928,22: POKE 30929,144
: POKE 30930,0: POKE 30936,237:
POKE 30937,68: POKE 30938,60: POK
E 30945,0: POKE 30946,0: POKE 3
0947,130
370 PRINT AT 10,26; INK 7;" "
; AT 11,26;" ": RETURN
380 CLS: PRINT AT 0,9; INK 5;
"SPRITE TABLE": PRINT AT 1,9;
INK 1;" "
390 FOR n=31550 TO 32*37+31550
STEP 37: POKE n,150: POKE n+1,1:
POKE n+2,3: POKE n+3,2: POKE n+
4,2: NEXT n: INK 7: PRINT: RAND
OMIZE USR 31128: INK 6
400 FOR n=0 TO 3: FOR m=0 TO 7:
PRINT INK 3; AT 2+n*4,1+m*4;n*
8+m+1: NEXT m: NEXT n
410 PRINT AT 17,0: FOR n=1 TO
4: PRINT TAB 31;" ": NEXT n
420 RESTORE 430: PRINT AT 17,0
: FOR n=1 TO 4: READ a$: PRINT
INK 6;a$: INK 4;z(n);" ": INK 6
;n$(n);"="; INK 4;z$(n, TO z(1)*
3-1): NEXT n
430 DATA "STP=","DIS=","SPD=","
COL="
440 INPUT "CHANGE ATTRS?" ; LIN
E a$: IF a$ <> "y" THEN GO TO 5
00

```

```



450 INPUT "NO. OF STEPS?" ;z(1)
: IF z(1)<1 OR z(1)>8 THEN BEEP
.1,15: GO TO 450
460 INPUT "DISPLACEMENT?" ;z(2)
: IF z(2)<1 OR z(2)>4 THEN BEEP
.1,15: GO TO 460
470 INPUT "SPEED?" ;z(3): IF z(
3)<1 OR z(3)>9 THEN BEEP .1,15:
GO TO 470
480 INPUT "COLOUR?" ;z(4): IF z
(4)<1 OR z(4)>7 THEN BEEP .1,15
: GO TO 480
490 GO TO 410
500 INPUT "CHANGE SEQUENCES?" ;
LINE a$: IF a$ <> "y" THEN GO
TO 570
510 FOR n=1 TO 4: FOR m=1 TO z(
1)
520 INPUT (n$(n);":NO.:";m);"? "
; LINE a$: IF a$="" THEN GO TO
560
530 IF VAL a$<1 OR VAL a$>32
THEN BEEP .1,5: GO TO 520
540 IF VAL a$<10 THEN LET a$=
" "+a$
550 LET z$(n,m*3-2 TO m*3)=a$+"

```

```

"; NEXT m
560 NEXT n: GO TO 410
570 POKE 31280,z(2): POKE 31278
,z(1): POKE 31267,z(3)
580 LET p=31281: FOR m=1 TO 4:
FOR n=1 TO 24 STEP 3: LET s=VAL
z$(m,n TO n+1)*37-32+31550
590 POKE p+1,INT(s/256): POK
E p,s-256*PEEK(p+1): LET p=p+2
: NEXT n: NEXT m
600 CLS: PRINT #1; AT 1,5; PAP
ER 1; INK 7; FLASH 1;"PRESS 'x'
TO CONTINUE": INK z(4): POKE 23
560,56: RANDOMIZE USR 31164: BE
EP .1,-5: GO TO 40
610 INPUT "SAVE SPRITES?" ; LIN
E b$
620 INPUT "SAVE SEQUENCES?" ; L
INE c$
630 IF b$="y" OR c$="y" THEN I
NPUT "NAME?" ; LINE a$: IF LEN
a$>10 OR a$="" THEN BEEP .1,18:
GO TO 630
640 IF b$="y" THEN INPUT "FROM
?" ;a,"TO?" ;b: IF a<1 OR a>32 O
R b<1 OR b>32 OR b<a THEN BEEP
.1,8: GO TO 640
650 IF b$="y" THEN SAVE a$ COD
E a*37-37+31550,(b-a+1)*37
660 IF c$="y" THEN SAVE a$ DAT
A z$(1)
670 RETURN
680 INPUT "LOAD SPRITES?" ; LIN
E b$
690 INPUT "LOAD SEQUENCES?" ; L
INE c$
700 IF b$="y" OR c$="y" THEN I
NPUT "NAME?" ; LINE a$: IF LEN
a$>10 THEN BEEP .1,-8: GO TO 70
0
710 IF b$="y" THEN INPUT "WHER
E TO?" ;a: IF a<1 OR a>32 THEN
BEEP .1,28: GO TO 710
720 PRINT AT 0,0; IF b$="y" T
HEN LOAD a$ CODE a*37-37+31550
730 IF c$="y" THEN LOAD a$ DAT
A z$(1)
740 GO TO 50
750 FOR n=1 TO 8: PRINT AT 13+
n,17; INK 5;" ": N
EXT n: RETURN
9998 SAVE "S-GEN" LINE 0
9999 SAVE "SPRITE MC" CODE 30900
,650

```





STILL THE BEST AVAILABLE

FDS KEYBOARD

Gold plate contact keys are used, guaranteed life of 10⁶ operations



Tough ABS case, 225mm x 350mm x 65mm deep

It's easy to see why the FDS Keyboard is the best selling Spectrum keyboard in the world. This stylish, slim-line keyboard has been transforming Spectrums world-wide.

The keyboard contains all the graphic characters of your ZX Spectrum, plus additional function keys. It has 4 cursor control keys, an auto rub-out key, a separate key for full stop and comma, a full length space bar, shift keys either side and 2 function keys for direct entry into green and red E modes.

The FDS Keyboard has real individual contact switches and not a membrane like most other Spectrum keyboards on the market which are more expensive.

The case is easily adapted to allow the microdrive to fit inside along with the power supply.

Fixing is simplicity itself and no soldering or technical knowledge is required.

£49.95
+ £2.50 p&p

FD42 KEYBOARD

The FD42 keyboard is still a firm favourite when it comes to a low cost option for your ZX81 or Spectrum. It is now a "standard" to Sinclair users. Neatly presented in an attractive ABS plastic case it transforms the Sinclair computer into a useful professional unit, providing all the graphic characters of the ZX81 or Spectrum, with additional keys to aid the user. No technical knowledge is required for installation.

£29.95 + 80p p&p

RS232 PRINTERFACE - ROM based software.

Versatile printer interface. Comes complete with instructions and lead. **£34.95** 80p p&p

CENTRONICS PRINTERFACE - As above but for parallel printer with CENTRONICS input. Lead can be supplied at £7.95. Further details upon request. **£39.95** 80p p&p

SOUNDSTICK - Sound amplifier and Kempston compatible joystick interface **£19.95** 80p p&p



SEE PRESS FOR EXHIBITION & CHRISTMAS OFFERS

THE MASTERUNIT



The Fuller Box can be bought separately for £29.95 and the Orator for £34.95 + 80p p&p

This is the ultimate games unit, containing not only the sound synthesiser from the Fuller Box but also the speech unit from the Fuller Orator.

It will probably be the only add-on you will need to buy after the Spectrum. We don't call this the Master Unit for nothing as it contains a Programmable Sound Generator, Joystick Controller, Beep Amplifier, Cassette Interface, Through Bus and 'Orator' Phoneme Voice Synthesiser plus a three-inch loud speaker and volume control.

Speech can be synthesised easily so that your micro can talk to you and play chords of music at the same time. Directly accessible in Basic it is able to say anything you command using the keyboard or a games program.

£39.95
+ £2.50 p&p

PRE-CHRISTMAS OFFER

NORDIC KEYBOARDS U.K.

RANGLES ROAD,
KNOWSLEY, MERSEYSIDE

TEL: 051 546 0486

FULLER PRODUCTS ARE AVAILABLE THROUGHOUT THE U.K. AT ANY OF THE FOLLOWING DEALERS OR VIA MAIL ORDER - FROM TREMIVER LTD., 93a PACK LANE, BASINGSTOKE. TEL: 0256 69386 or CHESTER COMPUTERS BY MAIL, LINENHALL HOUSE, 88-90 WATERGATE, CHESTER.

U.K.

Spa Computer Centre,
Leamington Spa.

Micromain,
Dundee.

Edinburgh Computers,
Edinburgh.

Microworkshop,
Surrey.

Computer Vision,
Cornwall.

LANCS

Bill Ginty's,
Bolton.

Barrow Computer Centre,
Barrow.

Cabin Computers,
Bolton.

Central Studios Ltd.,
Southport.

Computer Base,
Ashton-under-Lyne.

Computer World,
Lancs.

Computers of Dale Street,
Liverpool.

Elbee Computers,
Colne.

Format Computing,
Preston.

Multicoloured Microshop,
Redcar.

Tempo Computers,
Blackburn.

The Computer Shop (Morecombe),
Morecombe.

The Computer Shop (Lancaster),
Lancaster.

LONDON AREA

Square Deal,
London.

Rother Camera,
London.

Computers of Wigmore Street,
London.

Buffer Micro,
London.

Adams World,
Edgeware.

Anirog Software Ltd.,
Dartford.

Cambridge Computer Store,
Cambridge.

CHESHIRE

Computer Link,
Chester.

Chester Software Centre,
Chester.

Delta Micro,
Macclesfield.

MIDLANDS/YORKSHIRE

Bowies Computer Store,
Walsall.

Central Computers,
Dudley.

Complex Computer Stores,
Nottingham.

Dimension,
Leicester.

Erricks of Bradford,
Bradford.

Just Micro,
Sheffield.

JRS Software,
Worthing.

JCV Hi-Fi and Video Ltd.,
Warwick.

Harborough Home Computers,
Leicester.

Micropoint,
Lincoln.

Miles Better Software,
Chadsmoor.

Microman,
Crewes.

Micro Fun,
Rotherham.

Northampton Home Computer,
Northampton.

The Computer Store,
Doncaster.

The Home Computer Shop,
Northallerton.

The Software Centre,
Derby.

The Software Shop,
Birmingham.

Software City,
Wolverhampton.

North Notts Computer Centre,
Sutton-in-Ashfield.


```

10 CLEAR 30899
20 LET x=0: FOR n=0 TO 640 STEP 20
30 FOR m=0 TO 19: READ a: LET
x=x+a: POKE m+n+30900,a: NEXT m
40 READ a: IF a <> x THEN PRINT
"ERROR IN DATA AT LINE ";n+60
: STOP
50 PRINT AT 10,10;"DATA LINE
";n+60;" OK": NEXT n
60 DATA 62,2,205,1,22,253,203,
87,198,62,7,50,144,92,33,67,123,
6,16,14,1647
80 DATA 2,94,22,8,62,22,215,62,
22,144,0,197,71,215,121,61,237,
68,60,203,3533
100 DATA 39,203,39,203,39,0,0,1
30,61,79,215,62,17,215,203,43,48,
25,62,0,5216
120 DATA 215,62,101,144,71,121,
198,208,79,229,213,205,229,34,20
9,225,62,17,215,62,8115
140 DATA 2,24,1,175,215,62,32,2
15,193,21,32,188,35,13,32,181,16,
177,24,74,9827
160 DATA 33,67,123,6,16,30,2,22,
8,62,22,144,197,71,123,61,237,6
8,60,203,11382
180 DATA 39,203,39,203,39,130,6
1,79,120,15,15,15,71,230,224,169,
79,120,230,3,13466
200 DATA 238,88,71,10,214,8,63,
203,25,8,203,17,203,31,8,193,21,
32,206,8,15316
220 DATA 119,35,29,32,198,16,19
4,229,62,2,205,1,22,225,6,4,43,6
2,63,50,16913
240 DATA 144,92,253,203,87,198,
14,8,197,62,22,215,121,198,13,21
5,62,12,203,32,19264
260 DATA 203,32,128,215,126,43,
50,151,121,229,33,150,121,30,48,
205,40,26,225,193,21633
280 DATA 13,32,221,16,217,201,0
,0,1,8,151,221,33,67,123,22,4,30
,8,213,23214
300 DATA 205,131,122,17,37,0,22
1,25,209,121,198,32,79,29,32,239
,120,214,32,71,25348
320 DATA 21,32,230,201,1,120,96
,17,97,122,42,48,122,58,8,92,254
,56,32,8,27005
340 DATA 121,133,79,17,97,122,2
4,47,254,53,32,8,121,149,79,17,8
1,122,24,35,28620
360 DATA 254,55,32,12,120,254,1
73,48,7,133,71,17,49,122,24,19,2
54,54,32,12,30362
380 DATA 120,254,13,56,7,149,71
,17,65,122,24,3,254,120,200,213,
98,107,197,237,32689
400 DATA 75,46,122,203,33,13,12
6,245,35,126,35,237,176,18,103,2
7,241,18,111,229,34908

```



```

420 DATA 221,225,193,205,131,12
2,62,5,118,61,32,252,205,113,122
,209,24,148,0,0,37356
440 DATA 0,0,0,0,0,0,0,0,0,0,0,
0,0,0,0,0,0,0,0,0,37356
460 DATA 0,0,0,0,0,0,0,0,0,0,0,
0,0,0,0,0,0,0,0,0,37356
480 DATA 0,0,0,0,0,0,0,0,0,0,0,
0,0,0,0,0,0,0,0,0,37356
500 DATA 0,0,0,0,0,120,221,190,
251,118,56,11,221,110,252,221,10
2,253,43,124,39649
520 DATA 181,32,251,197,221,229
,62,175,144,48,12,71,55,31,167,3
1,167,31,205,183,42142
540 DATA 34,24,3,205,170,34,221
,94,254,221,70,255,203,32,203,32
,203,32,60,75,44567
560 DATA 229,197,254,5,48,16,79
,221,86,0,6,0,63,203,26,203,24,1
3,32,249,46521
580 DATA 24,24,22,0,221,70,0,21
4,8,237,68,40,9,63,79,203,16,203
,18,13,48053
600 DATA 32,249,214,8,237,68,22
1,35,79,126,170,119,35,125,230,3
1,32,9,125,214,50412
620 DATA 32,254,224,32,1,37,111
,126,168,119,121,193,13,32,182,7
9,125,225,36,124,52646
640 DATA 230,7,32,10,125,198,32
,111,63,159,230,248,132,103,121,
16,158,221,225,124,55191
660 DATA 15,15,15,230,3,246,88,
103,221,70,255,4,58,141,92,83,79
,20,229,113,57271
680 DATA 35,125,230,31,32,7,125
,214,32,48,1,37,111,21,32,239,22
5,125,214,32,59187
700 DATA 111,48,1,37,16,222,193
,201,0,0,0,0,0,0,0,0,0,0,0,0,600
16
720 PRINT "DATA OK" "NOW SAVE
IT TO TAPE"
740 SAVE "SPRITE MC" CODE 30900
,650: STOP
9999 SAVE "SG-DATA"

```



```

10 CLEAR 30899: LOAD "SPRITE M
C" CODE
20 CLEAR 31295: LET x=0: FOR n
=1 TO 49
30 READ a: LET x=x+a: POKE n+3
1295,a: NEXT n
40 READ a: IF x <> a THEN PRI
NT "ERROR IN DATA": STOP
50 PRINT "DATA OK" "NOW SAVE I
T TO TAPE"
60 SAVE "S-BASIC MC" CODE 3129
6,254: STOP
70 DATA 58,105,122,205,91,122,
237,75,107,122,205,113,122,58,10
9,122,205,91,122,237
80 DATA 75,111,122,205,131,122
,201,33,30,123,17,37,0,25,61,32,
252,229,221,225
90 DATA 201,0,0,0,0,0,0,0,0,50
81
9999 SAVE "SB-DATA"

```

```

10 CLEAR 31549: LET x=0
20 FOR n=1 TO 2*37: READ a: LE
T x=x+a: POKE 31549+n,a: NEXT n

30 NEXT n: READ a: IF a <> x T
HEN PRINT "ERROR IN DATA": STOP

40 PRINT "DATA OK" "NOW SAVING
IT TO TAPE"
50 SAVE "S-SPIDER" CODE 31550,
2*37: STOP
60 DATA 150,1,3,2,2,28,28,54,5
4,99,99,15,248,63,254,57,206,123
,239,127
70 DATA 127,111,251,112,7,63,2
54,51,102,102,51,76,25,40,10,4,1
6,150,1,3
80 DATA 2,2,124,31,14,56,3,96,
15,248,63,254,57,206,127,255,127
,127,111,251
90 DATA 112,7,63,254,51,102,10
2,51,70,49,67,97,1,64,6667
9999 SAVE "SS-DATA"

```

Listing 4



Listing 3



Listing 5

```

10 CLEAR 31295: LOAD "S-BASIC
MC" CODE
20 LOAD "S-SPIDER" CODE
30 BORDER 0: PAPER 0: CLS
40 DIM l(4,2): DIM p(4,2): LET
s=1
50 FOR n=1 TO 4: LET l(n,1)=25
5: LET l(n,2)=255: LET p(n,1)=n*
26: LET p(n,2)=100: NEXT n
60 FOR n=1 TO 66: FOR m=1 TO 4

70 LET x1=l(m,1): LET y1=l(m,2
): LET s1=3-s
80 LET x2=p(m,1): LET y2=p(m,2
): LET s2=s
90 INK m+3: GO SUB 9900
100 LET l(m,1)=p(m,1): LET l(m,
2)=p(m,2)
110 LET p(m,1)=p(m,1)+2
120 NEXT m: LET s=3-s
130 NEXT n: STOP
9900 POKE 31337,s1: POKE 31339,x
1: POKE 31340,y1
9910 POKE 31341,s2: POKE 31343,x
2: POKE 31344,y2
9920 RANDOMIZE USR 31296: RETUR
N
9998 SAVE "S-DEMO" LINE 0
9999 SAVE "S-BASIC MC" CODE 3129
6,254

```


Dear Diary

Got up. Had breakfast. Went to school. Came home.

Two letters were waiting when I got in. One was from Sinclair Programs agreeing that, since I was a government nuclear scientist and built my own silicon chips at the weekend, I could write their hints and tips page, "for a trial period".

The other letter was from the Ministry of Defence and said that I couldn't be a government nuclear scientist until after I'd taken O-Levels.

I sat down with a stiff Ribena and wondered what to do about Sinclair Programs. They'd even sent me a pile of readers' letters to answer!! And the only thing I know about computers is how to cheat at Manic Miner!!!!

Just then, Eustacia got back from primary school and I had a true and genuine stroke of genius.

"Dear sister," I said.

"No," she said, and went upstairs.

I thought I'd better be diplomatic, so I knocked before I barged into her bedroom. As usual, the place looked like Mission Control at Houston, and as usual Eustacia was scowling through her glasses at numbers on a screen. No wonder my parents can't send me to astronaut training school when Eustacia wastes their money on every computer Sinclair makes.

"I like your pony tail," I said casually. "By the way, I was wondering the other day how to renumber Line 1 of a computer program to Line 0 so copyright messages couldn't be edited or erased, and so that pirates couldn't reRUN listings after pressing BREAK."

Eustacia was too busy to notice me reading all this from one of the readers' letters Sinclair Programs had sent.

"Easy," she said snootily. "POKE 23756,0 rennumbers it to 0, and POKE 23756,1 turns it back to 1. Now go away."

"Certainly Eustacia," I said. "And, er, I was just talking to my old friend J. Mason of Peterborough, Cambs, about malefactors who obtain illicit listings by perfidiously pressing BREAK to stop Basic programs."

"Gosh, what long words you know," she said sarcastically. "He should disable the screen window where BREAK is displayed by putting POKE 23659,0 close after Line 1. But tell him his program must avoid screen prompts like INPUT and SCROLL? or replace them with INKEY\$ and the auto-scroll command POKE 23692,-1."

"Yes. I did."

"And I suppose you told him to SAVE program LINE n, so that the program auto-runs before anyone can take a listing?"

"Of course," I replied.

I was just thinking that a ten-year-old swot was no match for a human fox like me when she said, without turning round. "No, I don't mind you scribbling notes all over my Boy George poster. I'll buy another one with my half of the Sinclair Programs money."

Sid.



SUPER-LEAGUE[®]

For use on
48K
SPECTRUM

Acclaimed the best football simulation game....

"...after using it for several days I had to write and congratulate you on a really excellent program." - A.M. (Middlesex)
 "The program is addictive. Last night I spent from 11.00a.m. to 11.30p.m. taking Leeds to win the championship by 1 point." - I.B. (Shropshire)
 "I must congratulate you on an outstanding game well worth every penny. Thank you." - S.S. (Essex)
 "My son and grandson in Australia are delighted...a gem...neither of them have stopped playing it. Thanks for a great game." - N.G. (West Sussex)
 "I thought I should write because of your excellent game." - Mr. McD. (W. Mids)

Note the following true-to-life features....

- Full 11-a-side match action
- On-screen commentary showing current score, name of player in possession, time played
- Scale 90-minute game
- Individual player skills
- Full 22-team League
- 42-match season
- League table and results on screen and printer
- Save season to date on tape
- Also form any league of 22 teams and pick your own players!

	U	D	L	F	A	Pts
1 Ipswich T.	15	5	5	41	20	54
2 Liverpool	16	6	5	61	31	53
3 Notts. Coun.	13	9	5	48	19	48
4 Reading						
5 West. Ham						
6 Southern						
7 Leicester						
8 Notts.						
9 Q. Vaux						
10 Tottenham						
11 Sunderland						
12 S. P. R.						
13 U. S. R.						
14 Everton						
15 Norwich						
16 Coventry						
17 Aston U.						
18 Man. Uni.						
19 Luton T.						
20 U. S. R.						
21 Arsenal						
22 Stoke C.						

Delish. Liverpool 2 Everton 1 45 minutes

£6.50 (inc. p. & p.)
 direct from
CROSS SOFTWARE
 72 Swanshope,
 Burney Drive,
 Loughton, Essex, IG10 2NB

Also available from selected stores in the London area (including VIRGIN GAMES CENTRE, Oxford Street, W.1)

BETA BASIC 1.8

ENHANCED BASIC FOR SPECTRUM 48K

FOR GRAPHICS — STRUCTURED PROGRAMMING — DATA HANDLING

Release 1.8 is more powerful than ever! We don't have space to do this program justice — if you can't believe the ad, send us a large S.A.E. for further information.

Features: Commands are single-entry keywords in graphics mode. Syntax is checked on entry. Fully compatible with Spectrum Basic. Microdrive compatible. Comprehensive manual.
 NOTE: Release 1.0 is still available for 16/48K Spectrum at £11.00.

ALTER screen colours (general or specific)
 AUTO line numbering
 BREAK out of code loops
 CLOCK digital clock
 CURSOR CONTROL CODES allow strings to have complex shapes
 DEF KEY user definable keys
 DELETE a block of lines
 DO-LOOP structure
 DPOKE double poke
 EDIT specified line
 ELSE used with IF... THEN
 EXIT leaves DO-LOOP

FILL enclosed area with specified ink or paper
 GET wait for keypress
 JOIN two program lines
 KEYIN a string
 KEYWORDS new keywords on/off
 LISTLIST line TO line
 USED (used with GOTO, GOSUB)
 ON ERROR trap errors
 (with LINE, STAT and ERROR)
 PLOT a string (may contain cursor control codes)
 POKE a string
 POP Basic's stack
 PROC, DEF PROC, END PROC (for named procedures)

RENUM versatile renumber
 ROLL all or part of screen in any direction by specified number of pixels, with or without attributes
 SCROLL like ROLL, but without wrap
 SORT arrays (very fast)
 SPLIT program lines
 TRACE program execution
 UNTIL used with DO or LOOP
 USING used with PRINT
 WHILE used with DO or LOOP
 XOS, YOS move PLOT origin
 XRG, YRG change PLOT scale

FUNCTIONS

AND (bit-by-bit)
 BINE decimal to binary
 CHAIN number to 2 characters
 CODE fast cosine
 DEC hexadecimal to decimal
 DPOKE double poke
 FILL fill area

HEX8 decimal to hexadecim
 INSTRIN string search
 MEM free memory
 MEMORY all of memory as a string
 MOD modulus
 NUMBER 2 characters to number
 OR (bit-by-bit)

RND fast RND
 SCROLLS recognises user graphics
 SINE fast sine
 STRING\$ repeats strings
 TIME\$ current time
 USING\$ formats numbers
 XOR (bit-by-bit)

Only £11.00 inclusive! (Upgrade price for Release 1.0 owners is £4.00. This includes a 12-page supplement to your manual. Please quote date of purchase. If you did not purchase from us, state supplier and return original cassette.)

Please send me:
 Beta Basic, Release 1.8. Payment of £11.00 is enclosed.
 (or £11.50 for foreign orders). Cheques payable to BETASOFT.


I don't believe it! Please send me full details of Beta Basic 1.8. I enclose a stamped addressed envelope.

NAME: _____
 ADDRESS _____

BETASOFT
 92 OXFORD ROAD, MOSELEY,
 BIRMINGHAM B13 9SQ.

Paint pictures on your television screen

WITH THE The RD Digital TRACER



■ CREATE UNIQUE GRAPHIC DESIGNS QUICKLY AND ACCURATELY ■ TRANSFER MAPS, NEWSPAPERS OR TEXT BOOK ILLUSTRATIONS
 ■ USE COMPUTER GRAPHICS IN YOUR PROJECTS REPORTS, LECTURES AND PRESENTATIONS

ONLY £59.50
 inc. VAT

Kane-May Limited
 FREEPOST
 Welwyn Garden City
 Herts AL7 4BR
 Telephone (07073) 31051

Convert your Sinclair into your very own digital paintbox. Without complicated programming you can paint anything quickly onto your TV screen. You can draw lines of varying thickness, blocks of colour or shading at a stroke and print text anywhere. Then you can enlarge or reduce your picture, turn it upside down or even make a mirror image. You can print it or store it on cassette or microdrive. The Tracer comes complete with a software cassette, tracing grid and interface compatible with ZX Spectrum (BBC-B Models are also available).

To Kane-May Limited FREEPOST,
 Welwyn Garden City, Herts AL7 4BR

Please send me:
 _____ RD Digital Tracer(s) RDZX/A4
 at £59.50 inc VAT + £3.00 Postage & Packing
 I enclose a cheque/postal order for £_____
 or please debit my Access/Barclaycard.
 (Delete as necessary)
 Card Number _____
 Signature _____
 Mr/Mrs/Miss _____
 (BLOCK CAPITALS PLEASE)
 Address _____
 Postcode _____




```

2 BORDER 7: PAPER 7: CLS
5 POKE 23658,8
10 GO SUB 8000
20 LET hsc1=0: LET hsc2=0: LET
hsc3=0
25 LET q$="Tom": LET r$="Champ"
": LET s$="Tim"
30 BORDER 5: FOR n=0 TO 24: LE
T 1=USR 3582: BEEP .009,n: NEXT
n
40 PRINT AT 12,5;"Instruction
s (Y/N)"
50 INPUT z$
60 IF z$="Y" THEN GO TO 70
65 IF z$="N" THEN GO TO 100
68 GO TO 50
70 BORDER 7: FOR n=0 TO 24: LE
T 1=USR 3582: PAUSE 1: NEXT n

```

80 LET f\$="The idea of the gam
e is to prevent the cheeky
little spiders escaping.Y
ou control a tap.When the spid
ers try to climb out of the ba
th,you must splash them with wa
ter. The score for each
spider depends on how fast
you are to splash them.When t
hree spiders have escaped the
game will end"

81 GO SUB 7100: PAUSE 100: CLS
: LET f\$="If your score reaches
200 then the spiders reinforce
ments will be called in.They wil
l run along the bottom of the sc
reen and you must splash them"


89 GO SUB 7100: PAUSE 100: CLS
: LET f\$="CONTROLS:- 1 LEFT
2 RIGHT
0 FIRE"

90 GO SUB 7100: PAUSE 50: PRIN
T "Press any key to start": PAUS
E 0

100 CLS : LET sc=0: LET lives=3
: LET p=10: LET a\$=" AB
CD
EF
GHI
JKL " : LE

T b\$=" MN
OP " : LET c\$="Q"
110 INPUT AT 12,0;"Which skill
level (1,2,3(easy))":c
120 IF c<1 OR c>3 THEN GO TO 1
10

130 IF c=1 THEN LET d=.1
140 IF c=2 THEN LET d=.5
150 IF c=3 THEN LET d=.9
160 PAPER 5: BORDER 5: CLS
170 PRINT AT 0,p;a\$
190 FOR f=19 TO 6 STEP -1
200 LET e=INT (RND *30)
210 PRINT AT f,e;b\$
218 PLOT 0,0: DRAW 255,0: DRAW
0,135: PLOT 0,0: DRAW 0,135: DRA
W 255,0
220 BEEP d,f
230 IF INKEY\$ ="1" AND p>0 THE
N GO SUB 4000
240 IF INKEY\$ ="2" AND p<29 TH
EN GO SUB 5000



YOU CONTROL the tap at the top of the bath. As the spiders climb up the side of the bath you have to splash them with drops of water. The game ends if three spiders manage to escape. If your score reaches 200 the spiders' reinforcements will arrive and you will have to splash them as they run across the screen.

Splash was written for the 16K Spectrum by Tom and Tim Carson of Monkhide, Herefordshire.

```

250 IF INKEY$ ="0" THEN GO TO
6000
260 PRINT AT f,e;" " : PRINT
AT f+1,e;" "
270 NEXT f
300 LET lives=lives-1: IF lives
=0 THEN GO TO 6500
305 BORDER 7: PAPER 7: CLS : PR
INT INK 9;"EEEEK!!! A spiders e
scaped""Lives ";lives"Score s
o far ";sc: PRINT "PRESS C TO CO
NTINUE"

```

```

306 PAUSE 0
310 IF INKEY$ ="C" THEN GO T
O 160

```

```

315 GO TO 305
4000 FOR k=0 TO 5: PRINT AT k,p
;" " : NEXT k: LET p=p-1: PRIN
T AT 0,p;a$: PLOT 0,135: DRAW 2
55,0: RETURN

```

```

5000 FOR k=0 TO 5: PRINT AT k,p
;" " : NEXT k: LET p=p+1: PRIN
T AT 0,p;a$: PLOT 0,135: DRAW 2
55,0: RETURN

```

```

6000 FOR g=6 TO 21: PRINT AT g,
p+3;c$: BEEP .01,g: PRINT AT g,
p+3;" " : NEXT g: PRINT AT 21,p+
3;" "

```

```

6010 IF p+3=e OR p+3=e+1 OR p+3=
e+2 THEN GO TO 6030
6020 GO TO 260

```

```

6030 FOR x=1 TO 5: PRINT AT f,e
: INK x;b$: BEEP .5,x: PRINT AT
f,e;" " : NEXT x: LET sc=sc+f*2
:

```

```

6040 IF sc<200 OR sc >= 280 THEN
GO TO 160

```

```

6050 FOR t=2 TO 25: PRINT AT 10
,t;"BONUS": BEEP .010,t: PRINT
AT 10,t;" " : NEXT t

```

```

6055 LET m=0
6060 FOR j=2 TO 27: PRINT AT 19
,j;b$: BEEP .009,j: IF INKEY$ =
"0" THEN GO TO 6200: PRINT AT
19,j;" " : PRINT AT 20,j;" "

```

```

6061 NEXT j: PRINT AT 19,27;"
" : PRINT AT 20,27;" "

```

```

6062 LET m=m+1: IF m<5 THEN GO
TO 6060

```

```

6100 GO TO 160
6200 FOR w=6 TO 20: PRINT AT w,
p+3;c$: BEEP .01,w: PRINT AT w,
p+3;" " : NEXT w: PRINT AT 20,p+
3;" "

```

```

6210 IF p+3=j OR p+3=j+1 OR p+3=
j+2 THEN GO TO 6230
6220 PRINT AT 19,j;" " : PRINT
AT 20,j;" " : LET m=m+1: IF m
<5 THEN GO TO 6060: GO TO 160

```

```

6230 FOR x=1 TO 5: PRINT AT 19,
j; INK x;b$: BEEP .5,x: PRINT A
T 19,j;" " : NEXT x: LET sc=sc+5
0

```

```

6240 LET m=m+1: IF m<5 THEN GO
TO 6060: GO TO 160

```

```

6500 CLS : FOR i=1 TO 2: BEEP 0.
6,-24: BEEP 0.4,-24: BEEP 0.2,-2
4: BEEP 0.6,-24: BEEP 0.4,-21: B
EEP 0.2,-22: BEEP 0.4,-22: BEEP
0.2,-24: BEEP 0.4,-24: BEEP 0.2,

```

SPLASH


```

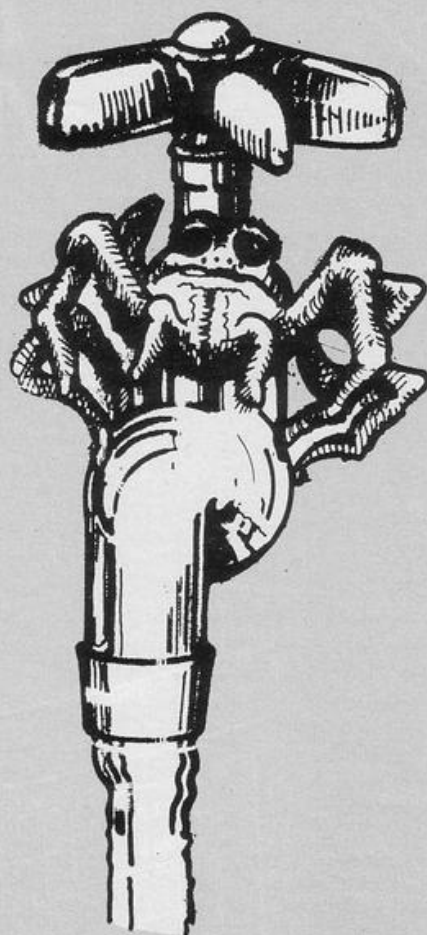
-25: BEEP 0.6,-24: NEXT i
6510 PRINT "Your final score i
s ";sc
6520 IF c=1 AND sc >= hsc1 THEN
LET hsc1=sc: PRINT FLASH 1;"N
ew high score": INPUT "Your nam
e please ";q$: GO TO 7000
6530 IF c=2 AND sc >= hsc2 THEN
LET hsc2=sc: PRINT FLASH 1;"N
ew high score": INPUT "Your nam
e please ";r$: GO TO 7000
6540 IF c=3 AND sc >= hsc3 THEN
LET hsc3=sc: PRINT FLASH 1;"N
ew high score": INPUT "Your nam
e please ";s$: GO TO 7000
6560 PAUSE 100
7000 CLS: BORDER 7: PAPER 7: CL
S: PRINT "XXXXXXXXXXXXXXXXXXXX
XXXXXXXXXXXX": FOR f=1 TO 20: PRIN
T "Q"; TAB 31;"Q": NEXT f: PRIN
T "XXXXXXXXXXXXXXXXXXXXXXXXXXXX
XXX"
7010 PRINT AT 5,8; INK 0; FLASH
1;"Hall of Fame": PRINT: PRINT
7020 PRINT INK 1; AT 7,3;"LEVEL
1": PRINT AT 8,3;" ";hsc1;
" ";q$
7030 PRINT INK 2; AT 10,3;"LEVE
L 2": PRINT AT 11,3;" ";hsc2;
" ";r$
7040 PRINT INK 3; AT 13,3;"LEVE
L 3": PRINT AT 14,3;" ";hsc
3;" ";s$
7050 PRINT AT 18,3;"Hit any key
to play again": PAUSE 0
7060 CLS: LET lives=3: LET sc=0
: GO TO 110
7100 LET m1=0: LET m2=0: LET X=
LEN f$
7110 FOR n=1 TO X
7120 IF m2<32 THEN GO TO 7140
7130 LET m1=m1+1: LET m2=0

```

```

7140 PRINT AT m1,m2; INK 0;"Q"
7150 BEEP .010, RND *50
7160 PRINT AT m1,m2;f$(n): LET
m2=m2+1
7170 NEXT n
7180 RETURN
8000 FOR u=USR "a" TO USR "q"+
7: READ v: POKE u,v: NEXT u: RET
URN
8010 DATA 0,0,3,206,186,186,202,
15
8020 DATA 0,0,0,204,54,54,76,192
8030 DATA 4,3,3,3,6,26,20,36
8040 DATA 128,0,0,0,128,96,32,16
8050 DATA 36,36,36,36,36,36,36,4
7
8060 DATA 16,16,16,16,16,16,16,2
08
8070 DATA 127,112,48,95,40,36,34
,35
8080 DATA 248,56,16,208,63,0,127
,128
8090 DATA 0,0,0,0,0,224,220,34
8100 DATA 36,43,44,48,31,12,127,
220
8110 DATA 127,255,0,31,224,64,24
8,12
8120 DATA 145,201,229,229,127,12
7,126,0
8130 DATA 3,7,3,1,227,159,135,31
8140 DATA 192,224,192,128,199,24
9,225,248
8150 DATA 103,143,147,39,71,131,
129,0
8160 DATA 230,241,201,228,226,19
3,128,0
8170 DATA 8,24,28,44,78,94,126,6
0

```



WALL of FUNGUS

Fly your mini plane up and down the screen, destroying the deadly Wall of Fungus which grows steadily. Although defeat is imminent, the whole insect world depends on you for survival and you must protect it for as long as possible. Use 1 and SHIFT to move up and down and 0 to fire your anti-fungi missile.

Written for the 16K ZX-81 by Robert Street of Belper, Derbyshire.

```

1 CLS
2 SAVE "U.O.8"
3 CLS
4 DIM A(22)
5 LET H=11
6 LET S=0
7 LET F=1000
8 FOR F=1 TO 22
9 LET A(F)=32
10 NEXT F
11 LET U=65015
12 LET D=65279
13 LET FM=65007
140 PRINT AT H,10;"A$
110 LET X=INT (RND*22)+1
120 LET A(X)=A(X)-2
130 PRINT AT X-1,A(X);""
135 LET Z=PEEK 16421+256*PEEK 1
6422
140 IF A(X)<=14 THEN GOTO 400
145 IF Z=U OR Z=D THEN GOTO 300
150 IF Z=FM THEN GOTO 250
160 LET FU=FU-1
170 IF FU<1 THEN GOTO 350
180 GOTO 100
200 PRINT AT H,10;"
210 LET H=H-(Z=U)+(Z=D)
220 GOTO 100

```

```

250 IF A(H+1)>28 THEN GOTO 100
260 LET A(H+1)=A(H+1)+2
265 FOR F=15 TO A(H+1)-1
270 PRINT AT H,F-1;" "
275 NEXT F
280 PRINT AT H,F-1;" "
290 LET FU=FU-5
300 LET S=S+10
310 GOTO 100
350 CLS
360 PRINT "GAME OVER: YOU RAN
OUT OF FUEL"
370 PRINT "SCORE=";S
380 GOTO 450
400 CLS
410 PRINT "GAME OVER
YOU WERE DEFEATED BY
THE DEADLY WALL OF FUNGUS."
420 PRINT "SCORE=";S
450 PRINT "PRESS N/L TO PLAY
AGAIN. PRESS "L" TO LOA
D ANOTHER GAME. PRESS "S" TO S
AVE THIS GAME"
460 IF INKEY$=CHR$ 118 THEN RUN
S
470 IF INKEY$="L" THEN LOAD ""
480 IF INKEY$="S" THEN RUN
490 GOTO 460

```



AVAILABLE FROM
High Street Computer Retailers
and branches of W. H. Smith, Boots,
John Lewis Partnership, Laskys, Currys.

EVEN THE PRICE WILL KEEP YOU IN THE BLACK


This sleek, black Microvitec CUB medium resolution colour monitor has been designed to be totally compatible with the Sinclair Q.L. An ability to display 85 column text is combined with outstanding graphic capabilities – at a price that won't break the bank.

£275
(inc. VAT)

Specification

Model:
CUB 1451/DQ3
14" Q.L. Monitor
RGB TTL input
Tube Resolution (pixels)
653(H) x 585(V)
Dot Pitch 0.43mm
Bandwidth 18 MHz

Also available in Standard Resolution
version for only £225 inc. VAT.



MICROVITEC 653
cub
COLOUR DISPLAYS

Microvitec PLC, Futures Way, Bolling Road, Bradford BD4 7TU, West Yorkshire. Tel: (0274) 390011. Telex: 517717



WIN A MICROVITEC CUB MONITOR



FIRST PRIZE: A COLOUR MONITOR FOR YOUR SPECTRUM

50 Runners-up will win a copy of the chart-topping game **Fighter Pilot** from Digital Integration; or a copy of **Pyjamarama** the great game from Mikrogen, reviewed this month; or a copy of the brand-new game, **Witch's Cauldron**, also from Mikrogen.



Now is your chance to connect your computer to its own colour monitor. No more fighting to play **Jet Set Willy** while everyone else wants to watch **Coronation Street**, no more shimmering graphics and inexplicable colours. The winner of our competition will be freed from all these troubles.

How to enter

Study the two pictures on the right. The top picture shows the result on a Cub monitor when **Pyjamarama** and **Fighter Pilot** collided on screen. The lower picture shows the result on another screen. The lower picture contains six mistakes. Just ring the mistakes in red ink, fill in your name and address and send the picture to MONITOR COMPETITION, Sinclair Programs, 67 Clerkenwell Road, London EC1R 5BH.

The winner of the monitor will be the author of the first correct answer drawn following the closing date of December 30th. The subsequent fifty correct answers drawn will be awarded runners-up prizes.

Entries in envelopes which are not marked clearly MONITOR COMPETITION will be disqualified. Employees of EMAP, Microvitec, Digital Integration and Mikrogen are not eligible to enter. The editor's decision is final.



Amazing how played out some things



become.

Will you think the same of your micro in 6 months' time?

Remember the days when every record player was gifted with a needle instead of a stylus. 45's were "in," 78's were "out."

Before the days of hi-fi and laser discs. When a graphic equaliser was a breakthrough on the football pitch instead of in music technology.

Look at a record player now and it's a museum piece.

It's like that with micros too.

The machine you thought would give endless hours of fun and interest often becomes a five minute wonder. Played out within months. Or so you thought.

But imagine communicating with other micro users on a nationwide mainframe system. Updating yourself

daily with the very latest computer news and reviews. Paging a special Bulletin Board. Feasting from "Prestel's vast menu. Even downloading a choice of software *absolutely free*.

In fact, imagine 30,000 pages at your fingertips and you've imagined what it's like to be on line with the Micronet 800 system.

For Just £13 a quarter (and, for most of you, a local telephone call whenever you want to connect up) you could subscribe to the Micronet system.

The only extra you need to connect up is a modem unit. Which is a small enough outlay for what it buys.

Micronet's features are almost limitless and constantly updating so why not see it in action at John Lewis stores, selected W. H. Smith shops and Spectrum UK dealers.

Or fill in the coupon for our brochure.

You'll find you won't want to play on anything else.

Please send me the full facts about Micronet 800.

Name

Make/Model of Micro

Address

Telephone

MICRONET 800, Durrant House, 8 Herbal Hill, London EC1R 5EJ. Telephone 01-278 3143.

MICRONET 800, Durrant House, 8 Herbal Hill, London EC1R 5EJ. Telephone 01-278 3143.

*Prestel and the Prestel symbol are trademarks of British Telecommunications.



Making the most of your micro.

The ultimate development from

agf



NEW
PROTOCOL 4
THE LATEST
PROGRAMMABLE
JOYSTICK INTERFACE
ONLY £29.95

Designed exclusively for the ZX Spectrum, Protocol 4 brings you game control customising in a way that no other interface does. It can accept all commercially standard joysticks, including the Quickshot II with 'rapid fire' or Trackball controllers, and is compatible with ALL Spectrum software. **OPERATES LIKE FIXED OPTION INTERFACES OR CAN BE FULLY HARDWARE PROGRAMMED**

The flexibility of Protocol 4 control is achieved by a specially designed 'CustomCard' system. CustomCards are easily programmed to suit all types of games.

Simply clip in a programmed card for immediate customised control. You can even change or reprogram the cards without affecting the game in the computer so that you can get exactly the responses you want. With the addition of extra cards you can build up a whole library of 'CustomCards' for all your favourite games.

Utilising Hardware Programmed technology you have the benefit of automatic eight direction control, no power-down programming loss, guaranteed conflict-free operation with other peripherals, including microdrives, and no extra software to load or awkward joystick movements and key presses to make each

time you load another game. The keyboard remains fully operative at all times.

It is also perfectly possible to connect up to five Protocol 4's on one Spectrum, each programmed separately, for multiple player control — only possible with the hardware programmed design.

Incorporated into the design is a computer Reset button for clearing the computer memory between games without pulling the power plug out.

Fully guaranteed for 18 months, Protocol 4 comes supplied with five CustomCards, ten Quick Reference Programming Cards and complete instructions.



PROGRAMMABLE
INTERFACE

ROMSLOT

INTERFACE
II



QUICKSHOT
II

QUICKSHOT

PROGRAMMABLE INTERFACE

As the first fully hardware programmed joystick interface, this product has become well established over the past year and will accept ALL standard joysticks or trackballs, including Quickshot II with 'rapid fire', for use with ALL Spectrum or ZX81 software — not just those with a joystick option.

- * No Software programming required.
 - * Programming is *not* lost when power is disconnected between games.
 - * Eight way movement — with or without the fire button pressed — only requires setting of the four normal directions.
 - * Compatibility is guaranteed with ALL key reading techniques — machine code or BASIC.
 - * Several interfaces can be separately programmed and fitted to one computer for multiple player games.
- Keyboard operation is totally unaffected by this interface, as with all AGF add-ons, and will never conflict with any other device fitted at the same time.
- Twelve months guarantee, key programming information and a pack of Quick Reference Cards, to speed up setting of the clips, are supplied with full instructions.

INTERFACE II

The AGF Interface II represents the best low cost introduction to joystick control.

The 'AGF' control standard is now offered by over 100 games or utility programs for use with any joystick or trackball.

Any game which is controlled by the cursor movement keys (5,6,7,8) or has a Protek option is also compatible with Interface II.

A rear connector allows other peripherals to be connected at the same time.

This product is available for either the Spectrum or ZX81, is supplied with full instructions, a 12 month guarantee, and a 12½% discount voucher against further AGF mail-order purchases.

ROMSLOT

The new AGF RomSlot is designed for anyone who already owns a programmable joystick interface, or prefers to use the keyboard to control games, and would like to add the facility of ROM cartridge software to their system.

RomSlot will accept the Sinclair range of instant loading games and will also be compatible with the new releases from Parker Software — exciting new games only to be available in ROM format.

This system allows instant play. Your computer memory size is not important and you will be able to play games that could ordinarily require more RAM.

RomSlot incorporates an extra feature called 'Restart'. This allows you to instantly *restart* the ROM game.

RomSlot is guaranteed for 12 months and has a full width expansion connector to accept joystick interfaces, speed units and printers etc.

QUICKSHOT

The Quickshot joystick is an excellent value game controller incorporating suction cups for sure-footed precision with a comfortably contoured handle offering a convenient top firing button as well as one on the base.

QUICKSHOT II

Quickshot II has improved styling with a trigger type firing button as well as the top firing action, with a broader base for greater suction stability.

It also has a unique 'Auto-Fire' facility which at the flick of a switch provides a constant rapid firing action simulating a fast trigger finger.

	PRICE
AGF Protocol 4	£29.95 + £1.00 p&p
AGF Programmable Interface	£24.95 + £1.00 p&p
AGF RomSlot	£ 9.95 + £0.50 p&p
AGF Interface II	£ 9.95 + £0.50 p&p
Quickshot II Joystick	£10.50 + £0.50 p&p
Quickshot Joystick	£ 7.95 + £0.50 p&p
Extra 'CustomCards'	£ 3.95 inc. p&p
(5 per pack)	
Extra Quick Reference	£ 0.65 inc. p&p
Programming Cards (10 per pack)	

SPECIFY COMPUTER

TICK BOX OPPOSITE REQUIRED ITEM

I enclose cheque for
(total for items required)

My Name

Address

Send to: AGF Hardware, 26 Van Gogh Place, Bognor Regis,
West Sussex, PO22 9BY.
(0243) 823337

There's nowhere else to go





QUESTLINE

Valhalla and the Lords of Midnight

FEW ADVENTURE games for the Spectrum have generated as large an amount of interest, and as few hints and tips as **Valhalla** from Legend.

Perhaps the major problem is that the action on screen is so interesting that it is easy to be diverted from your quest. Mapping the easily accessible locations is a huge task, especially as it becomes apparent that some areas, especially in hell, look very similar.

To map the adventure successfully, several points must be taken into account. The name of each location is important, as are the directions in which you can leave it. Ringways must also be noted, together with their other exit. Also important are more detailed descriptions of the location. Is there a castle or a hut in the background? What colour are the windows if you are in a building? Is there a box or cupboard in sight? All these points are essential if you are to be sure of your position.

Also useful are the starting locations of objects. Things move around during the game but, when loading a fresh game, it is useful to know immediately where keys, rings and weapons can be found. Many of the characters move little and it is worth noting where they can be found, in order to enlist their help. It is sometimes quicker to go and find a character than to try to summon them.

Mapping the game is an arduous task because, to do it properly, it is necessary to use the **HELP** command in every location. Without regular **HELP** checks it is easy to miss details such as an otherwise invisible exit which can be used only in certain circumstances.

While mapping is tedious work it is easy to become distracted, and enjoy other aspects of **Valhalla**. Character changing, for

example, takes some time, but it is pleasing to try to change the characters of the major gods and goddesses by your actions, or to change your character from good to bad and back again.

Small wonder, then, that many people have not progressed very far with **Valhalla**, and have found only one or two quest items. John Rundle, of 26 Western Road, Aldershot, Hampshire has managed to complete the entire game, and it is with his help that the map shown was drawn.

We have chosen to show the locations without indicating routes between them, or objects to be found in locations. However, for those who are completely bemused, John has offered to send a **Valhalla** fact sheet to any reader who sends him a stamped addressed envelope.

Where are all the quest objects? Ofnir can be found in location 496-423, Drapnir in 2789-2752

and Skornir in 1984/496. Complete the calculations to find the locations.

Several readers have found it possible to find **Felstrong** before any other objects have been found. To find it you will need to enlist the services of a very strong character. Bear in mind that, like you, characters gradually lose their strength if they do not eat or drink.

Another program on which *Sinclair Programs* has received many queries is the **Lords of Midnight** from Beyond. Although winning the game by battle is the most difficult way of finishing, destroying the Ice Crown has presented many problems for readers.

Many readers have found that, whenever they move **Morkin** north, towards the Ice Crown, he meets the forces of the Foul, and is killed in battle. Another problem, encountered when moving



73 Krank's Hall	71 Marsh	74 48	75 46	76 Lakes	77 21	78 50	79 Thor's Hall	80 Valhalla	81 21
64 Lakes	65 Krank's Hall	39	66 El Vinos	67 Forest	68 48	69 51	70 53	71 14	72 Loki's Hall
55 Forest	56 39	57 21	58 29	59 1	60 66	61 Forest	62 Asgard	63 Lakes	
46 Cave in Midgard	47 Marsh	48 Helgate	40 47	50 21	51 68	52 Lakes	53 56	54 Marsh	
37 Hell	38 Hell	39 Icy Waste	40 67 Rankle's Hall	41 70	42 43	43 66	44 Mountains	45 Forest	
28 Despair	29 46	30 48	31 Icy Waste	32 Klepto's Hall	33 71	34 71	35 71	36 Mountains	
19 21	20 46	21 Icy Waste	22 Marsh	23 50	24 71	25 71	26 Cave	27 Lakes	
10 66	11 22	12 19	13 Mountains	14 71	15 Mountains	16 Icy Waste	17 66	18 Mountains	
1 59	2 1	3 Hell	4 59	5 24	6 71	7 Icy Waste	8 21	9 18	

along the western side of the country, is a shortage of food and shelter which can result in an exhausted Morkin finding himself unable to move. In this case, the problems are exacerbated if Morkin is accompanied by anyone.

Sarah Irwin of Tooting, London suggests that Morkin begin the game by heading in the wrong direction entirely, south east. She explains that the south is bound to be free of the Foul at the beginning of the game, and that the eastern borders are almost invariably clear. When you finally arrive at the northern icy wastes, two months later, the Foul have almost all moved south.

Having followed the southern, eastern and northern boundaries, move south from Deadhenge to reach the Tower of Doom and collect the ice crown. Then move westwards to the ice wastes in the west. Move south to find Fawkin the Skulkrin at Moonhenge.

Once Fawkrin has been recruited, the Ice Crown will be destroyed by nightfall, which will be registered by an unimpressive line of text on screen. Jessica destroyed the Ice Crown within thirty nine days, without moving any one of the other characters she controlled.

If you have any suggestions as

to how to succeed at Valhalla or Lords of Midnight, let us know at the address below. If you have hints or clues to offer on any adventure game, or if you would like help, please complete the form below. If you are asking for help, please enclose a hint, however small. Even escaping the first location of some adventures proves difficult for inexperienced adventurers.

Can anybody help Nicola Tate, who does not know how to look at the screen in Snowball from Level 9? Tom Forbes is unable to pass the giant in Knight's Quest from Phipps Associates even with the help of the dragon. Chris Lewis cannot do anything with the small trampoline in Temple of Vran from Incentive, and Jessica Irwin does not know how to cross the quicksand in the same game.

To: Questline, Sinclair Programs,
67 Clerkenwell Road, London EC1R 5BH

From:

HELP OFFERED

HELP WANTED

TRAPDOORS

A N EVIL wizard derives pleasure from setting dangerous tasks for weaker mortals to complete. The task you have been set is to cross from one side of a room to the other. Naturally this is not as easy as it sounds because trapdoors open suddenly as you make your way across the room. You have three chances to complete the task.

Written for the 16K Spectrum by
A. Davies of Neath, Glamorgan.

```

10 BORDER 0: PAPER 0: INK 7: C
LS : GO SUB 1000: GO SUB 400
11 LET h$="AMD": LET hi=1000

15 LET sc=0: LET li=3: LET lev
=1
16 DIM z(lev,2)
17 IF li=0 THEN GO TO 300
18 GO SUB 100
20 LET a=x: LET b=y
30 LET x=x+(INKEY$="6" AND x
<15)-(INKEY$="7" AND x>0): LET
y=y+(INKEY$="8" AND y<31)-(I
NKEY$="5" AND y>0)
32 IF ATTR(x,y)=135 THEN PR
INT AT a,b: PAPER 5: INK 1:"A":
LET li=li-1: FOR f=-20 TO -30 S
TEP -1: BEEP .1,f: NEXT f: GO TO
16
35 IF INT(RND*2)=0 AND c=0
THEN GO SUB 200
36 IF c>0 THEN LET c=c-1: BEE
P .01,50: IF c=0 THEN FOR f=1 T
O lev: PRINT AT z(f,1),z(f,2):
PAPER 5: INK 1:"A": BEEP .01,0:
NEXT f
40 PRINT AT a,b: PAPER 5: INK
1;:"A": AT x,y: PAPER 5: INK 0:
"B"
41 PRINT AT 18,8:sc: AT 18,30
:li: AT 20,11:hi: AT 20,27:h$
42 IF y=0 THEN FOR f=59 TO 40
STEP -1: BEEP .01,f: BEEP .01,f
-5: NEXT f: LET lev=lev+1: LET s
c=sc+100: CLS : GO TO 16
45 LET sc=sc+1
50 GO TO 20
100 RESTORE 100: DATA 255,129,1
29,129,129,129,129,255,0,0,60,60
,60,60,0,0
102 FOR f=0 TO 15: READ a: POKE
USR "a"+f,a: NEXT f
105 LET x=10: LET y=30: LET c=0
: LET l=0: LET m=0
110 FOR f=0 TO 15: PRINT AT f,
0: PAPER 5: INK 1:"AAAAAAAAAAAAA
AAAAAAAAAAAAAAAAAAAA": NEXT f
115 INK 6: PLOT 0,0: DRAW 255,0
: DRAW 0,39: DRAW -255,0: DRAW 0
,-39: INK 7
116 PRINT AT 18,2: INK 4:"SCOR
E:": AT 18,24: INK 3:"LIVES:": A
T 20,2: INK 2:"HI-SCORE:": AT 20
,24: INK 5:"BY"
117 PRINT AT 16,0: INK 2: PAPE
R 6:"*****"
120 RETURN
200 FOR f=1 TO lev
202 LET m=INT(RND*31): LET
l=INT(RND*15)
203 LET z(f,1)=l: LET z(f,2)=m

```

```

205 IF RND<.5 THEN LET z(f,1
)=x: LET z(f,2)=y-1
210 PRINT AT z(f,1),z(f,2): FL
ASH 1:" "
212 NEXT f
215 LET c=5
220 RETURN
300 RANDOMIZE USR 33000: CLS :
PRINT AT 6,8:"G A M E   D V E
R"
310 PRINT AT 10,11:"SCORE:":sc
320 IF sc>hi THEN LET hi=sc: P
RINT AT 12,0:"You have beaten t
oday's HI-SCORE.Well Done . . . P
lease enter your Initials.(no
t more than 3 characters long).
": INPUT h$: IF LEN h$<1 OR LE
N h$>3 THEN LET h$=h$(TO 3)
330 PRINT AT 21,0: FLASH 1: PA
O PLAY AGAIN " PRESS 'ENTER' T
340 IF CODE INKEY$ <> 13 THE
N GO TO 340
350 CLS : GO TO 15
400 DATA 33,0,88,17,1,88,1,191,
2,54,7,237,176,6,6,33,0,88,120,1
19,17,1,88,197,1,191,2,237,176,6
,254,33,255,0,17,2,0,197,229,205
,181,3,225,193,43,16,243,193,16,
221,201
410 RESTORE 400: FOR f=0 TO 50:
READ a: POKE 33000+f,a: NEXT f:
RETURN
1000 PRINT TAB 9:"T R A P D O O
R"
1005 PRINT : PRINT
1010 PRINT INK 4:"In this game
you have been unlucky enoug
h to be imprisoned by an evil wi
zard who has set a diabolical te
st for you. He has devise
d a torment for you which involve
s crossing a floor which is cove
red with TRAPDOORS. You must move
to the left side of the room w
ithout falling down one of the tr
apdoors which are continually op
ening and closing in different
places."
1015 PRINT INK 4:"If you make i
t to the other side the amount of
trapdoors opening and closing w
ill increase."
1020 PRINT INK 3:"Use the arrow
keys to move."
1025 PRINT : PRINT TAB 3: INK 2
: PAPER 7: FLASH 1:" PRESS 'ENT
ER' TO START "
1030 IF CODE INKEY$ <> 13 THE
N GO TO 1030
1032 CLS
1035 RETURN

```


PARKIE

```

O> REM GAME AND GRAPHICS BY M
.MCAULAY AND R.TINNER
1 LET hs=0: LET n$="NOBODY":
LET u$="": GO SUB 9000: PAPER 4:
INK 1: BORDER 4: CLS
2 POKE 23658,8: GO SUB 2000
3 LET bd=0: LET li=15: LET sc
ore=0
4 PAPER 4: BORDER 4: INK 1: C
LS: LET time=sk
10 GO SUB 500
15 PRINT AT 2,15; INK 1; " "
20 LET x1=1: LET y1=0
25 LET hd=0
50 LET x=2: LET y=15
55 PRINT AT 1,15; "D"; AT 0,15
;"E"
60 PRINT AT x,y; INK 1;"B"
70 PRINT AT 0,0;"SCORE=";scor
e; AT 0,21;"TI="; INT time;" "
80 LET xx=x: LET yy=y
100 IF INKEY$=r$ THEN LET y1
=1: LET x1=0
110 IF INKEY$=l$ THEN LET y1
=-1: LET x1=0
120 IF INKEY$=u$ THEN LET y1
=0: LET x1=-1
130 IF INKEY$=d$ THEN LET y1
=0: LET x1=1
132 IF INKEY$=CHR$ 32 THEN
PRINT AT 20,12; FLASH 1;"PAUSIN
G": PAUSE 0: PAUSE 0: PRINT AT
20,12;"CCCCCCCC"
135 LET time=time-1: IF time <=
-1 THEN PRINT AT 0,24;"0 ": G
O TO 1000
140 LET x=x+x1: LET y=y+y1
145 IF x=0 THEN GO TO 1200
150 IF ATTR(x,y)=39 THEN LET
score=score+1: LET hd=hd+1: BEE
P 0.005,10
155 IF hd >= 15+bd THEN PRINT
AT 0,15; INK 1;" "; AT 1,15; IN
K 1;" "
160 PRINT AT xx,yy; INK 1;" "
170 IF ATTR(x,y)=32 THEN LET
x=xx: LET y=yy: LET time=time-5
: BEEP 0.005,30
190 GO TO 60
500 LET a$="CCCCCCCCCCCCCCCCCCCC
CCCCCCCCCCCCCCCC"
501 INK 0
505 PRINT "SCORE=";score; AT 0,
21;"TI="; INT time;" "
510 PRINT a$; AT 20,0;a$
520 FOR n=1 TO 20
530 PRINT AT n,0;"C"; AT n,31;
"C"
535 PRINT AT 21,3;"HIGH-SCORE=
";hs;" BY ";n$
540 NEXT n
550 PRINT AT 1,15;" "
600 FOR n=0 TO not
610 PRINT AT INT ( RND *17)+2
, INT ( RND *30)+1;"A"
611 PRINT AT 2,15; INK 1;" "
620 NEXT n
630 FOR n=1 TO li
640 LET a= INT ( RND *16)+3: LE
T b= INT ( RND *30)+1
650 IF ATTR(a,b) <> 33 THEN
GO TO 640
660 PRINT AT a,b; INK 7;"."
670 NEXT n
680 RETURN
1000 PRINT AT 10,12;"TIME UP":
BEEP 0.5,20
1005 IF score>hs THEN GO TO 140
0

```



WORKING at the local park you have to collect all the litter before your time runs out. Once you have completed this task the park gates will open and you will move into another park containing more hazards. Running into a tree or fence will incur a time penalty.


Parkie was written for the 16K Spectrum by R. Tinner and M. McAuley of Kingswood, Bristol.

```

1010 PRINT AT 20,0;"CPRESS ANY
KEY TO PLAY AGAINCCC": PAUSE 0:
PAUSE 0: CLS : GO TO 2
1200 LET time=time+1: LET score=
score+time
1202 PRINT AT 10,12;"WELL DONE"
: FOR n=30 TO -10 STEP -1: BEEP
0.005,n
1220 PRINT AT 12,12; FLASH 1;"B
ONUS=";time
1225 NEXT n
1230 LET li=li+3
1234 LET not=not+5
1235 LET bd=bd+3
1240 GO TO 4
1400 CLS
1405 PRINT AT 0,7;"CONGRATULATI
ONS!"; AT 4,3;"YOU HAVE A NEW HI
GH-SCORE"
1406 LET hs=score
1410 INPUT "ENTER NAME(MAX 10 CH
ARS)";n$
1420 IF LEN n$>10 THEN GO TO 1
410
1430 PRINT AT 21,0;" PRESS ANY
KEY TO PLAY AGAIN"
1435 PAUSE 0: CLS
1440 GO TO 2
2000 INK 0
2005 PRINT AT 0,13;"PARKIE"
2010 PRINT "BEING THE PARKIE AT
THE LOCAL PARK,IT IS YOUR JOB
TO COLLECT ALL THE LITTER ~.~
BEFORE THE "
2015 PRINT "TIME RUNS OUT.WHEN Y
OU HAVE COLLECTED ALL THE LI
TTER YOU MUST GO TO THE MAIN
GATE ~E~
D."
2020 PRINT "DO NOT WALK INTO THE
FENCE ~C~ OR TRESS ~A~ OR YOU
WILL GET A TIME PENALTY"
2030 PRINT "THE GAME ONLY HAS 0
NE KEY ALREADY DEFINED,SPA
CE FOR PAUSE ALL THE OTHER KEYS
MUST BE DEFINED"
2040 PRINT "YOU MAY SELECT THE K
EYS USED IN THE LAST GAME BY TYP
ING ~Y~ WHENASKED."
2045 INPUT "ENTER SKILL(1 TO 5)
";sk
2046 LET SK=SK+2
2047 LET SK=SK*50
2048 INPUT "NUMBER OF TREES(5 TO
100) ";not
2049 IF not<5 OR not>100 THEN G
O TO 2048
2050 INPUT "SAME KEYS(Y/N) "; LI
NE s$: IF s$="Y" AND u$ <> "" TH
EN RETURN
2055 IF s$="Y" AND u$="" THEN B
EEP 0.5,15
2060 INPUT "WHICH KEY FOR UP ";
LINE u$
2065 BEEP 0.05,20
2070 INPUT "WHICH KEY FOR DOWN "
; LINE d$
2075 BEEP 0.05,20
2080 INPUT "WHICH KEY FOR LEFT "
; LINE l$
2085 BEEP 0.05,20
2090 INPUT "WHICH KEY FOR RIGHT
"; LINE r$
2091 BEEP 0.05,20
2095 INPUT "DID YOU ENTER THE RI
GHT KEYS"; LINE k$
2096 IF k$="N" THEN GO TO 2060
2097 INK 0
2100 RETURN
5035 PRINT AT 21,0;"HIGH-SCORE=
";hs;" BY ";n$
9000 FOR n=0 TO 39
9010 READ d: POKE USR "a"+n,d:
NEXT n
9020 DATA 16,24,56,60,124,126,25
4,16,24,24,60,82,82,24,36,36
9030 DATA 170,170,170,255,170,17
0,170,170
9040 DATA 255,165,165,165,255,16
5,165,255,24,36,66,255,165,165,1
65,165
9060 RETURN

```


SANTA'S HELPER



IT IS Christmas Eve and Santa still has twenty presents to deliver. He has chosen you to help him drop the presents down the chimneys whilst he flies overhead controlling the reindeers. Be careful not to miss a chimney, as it may be your house that will go without presents.

Santa's Helper was written for the 16K ZX-81 by Sheila Martin of Newcastle-upon-Tyne.

```


35 LET X=0
40 PRINT "DO YOU WANT INSTRUCT
IONS (Y/N)";
45 IF INKEY$="" THEN GOTO 45
46 IF INKEY$="Y" THEN GOTO 200
47 IF INKEY$="N" THEN GOTO 200
70 CLS
75 PRINT AT 0,10:"SANTA'S HELPER"
80 PRINT "FATHER XMAS IS LATE
WITH HIS"
85 PRINT "DELIVERIES. IT IS AL
MOST XMAS"
87 PRINT "MORNING AND HE STILL
HAS 20"
90 PRINT "PRESENTS LEFT. YOU W
ILL HAVE"
92 PRINT "TO HELP HIM. DROP TH
E PRESENTS"
95 PRINT "INTO THE CHIMNEYS US
ING KEY"
97 PRINT "BE CAREFUL THE CHIMNE
Y YOU MISS"
98 PRINT "MAYBE YOURS"
99 PRINT "PRESS A KEY TO START"
100 PAUSE 4E4
103 FOR A=1 TO 18
105 PRINT AT A,0;" "
110 NEXT A
115 PRINT AT 8,16;" " AT 9,15
120 PRINT AT 10,15;" * * " AT 1
1,15
125 PRINT AT 12,16;" " AT 13,
15
130 PRINT AT 14,14;" 0 " AT
15,15
135 PRINT AT 16,13;" 0 "
AT 17,15
140 PRINT AT 18,14;" "
145 FOR B=1 TO 18
150 LET R=RND*12
155 LET T=INT (RND*8)+21
160 PRINT AT B,R;" "
165 PRINT AT B,T;" "
170 NEXT B
175 PAUSE 300
200 LET S=0
201 CLS
205 PRINT AT 20,0;" "
208 PRINT AT 0,0;"SCORE = ";S
210 LET A=INT (RND*10)+5
215 LET B=INT (RND*10)+18
225 PRINT AT 19,A;" "
230 PRINT AT 19,B;" "
235 LET C=2
240 FOR D=23 TO 1 STEP -1
245 PRINT AT C,D;" "
250 PRINT AT C+1,D;" "
255 PRINT AT C+2,D;" "
260 PRINT AT C+3,D;" "
265 PRINT AT C+4,D;" "
270 PRINT AT C+5,D;" "
280 IF INKEY$="P" THEN GOSUB 300
285 IF D<1 THEN LET D=23
290 NEXT D
295 GOTO 201
300 FOR P=7 TO 19
310 PRINT AT P,D+5;" "
320 IF P=19 AND D+5=A THEN LET
S=S+1
325 IF P=19 AND D+5=B THEN LET
S=S+1
330 PRINT AT P,D+5;" "
335 NEXT P
340 LET X=X+1
345 IF X=20 THEN GOTO 400
350 RETURN
400 CLS
405 PRINT AT 5,0;"YOU DELIVERED
";S;"PRESENTS"
410 IF S<20 THEN PRINT AT 10,0:
"50 IF YOU MISSED YOUR HOUSE"
415 IF S<20 THEN PRINT AT 15,0:
"YOU HAD BETTER TRY AGAIN"
420 PRINT AT 17,0;"DO YOU WANT
TO TRY AGAIN (Y/N)";
425 IF INKEY$="" THEN GOTO 425
430 IF INKEY$="Y" THEN GOTO 200
435 IF INKEY$="N" THEN PRINT AT
19,14;"GOODBYE THEN"
437 STOP
440 SAVE "XMAS"
450 GOTO 35

```


LEMONADE STAND

YOU are in charge of a lemonade stand for three weeks and it is your objective to make as much profit as possible in this time. Each day you have to decide where to set your stand, how many bottles of lemonade to buy and how much to charge for each bottle. Buying lemonade in bulk will give you a saving of £5. At the end of the three weeks you will be told if you made a profit or loss.


Written for the 16K ZX-81 by Robert Street of Belper, Derbyshire.



WAREHOUSE SURVIVAL

HELP the workman reach the exit by climbing onto the girders which a deranged crane driver tries to drop on him. The exit is quite high so the girders need to be used as stairs. Be careful not to be trapped between two girders, as you may find that the crane driver can then hit the workman.

Warehouse Survival was written for the 16K Spectrum by A Davies of Neath, Glamorgan.



```

1 LET li=3: LET sc=0: LET lev
=16: LET lp=5: GO SUB 600
2 FOR f=0 TO 23: READ a: POKE
USR "a"+f,a: NEXT f
3 DATA 255,255,24, BIN 001001
00, BIN 01000010, BIN 10000001,1
29,129
4 DATA 0, BIN 01110111,0, BIN
11011101,0, BIN 01110111,0, BIN
11011101
5 DATA BIN 00111000, BIN 001
11000, BIN 00010000, BIN 0011100
0, BIN 01010100, BIN 00010000, B
IN 00101000, BIN 0100100
6 FOR f=0 TO 48: READ a: POKE
28000+f,a: NEXT f
7 DATA 33,0,88,17,32,0,213,22
9,17,32,0,6,22,54,24,25,16,251,2
29,213,33,16,39,17,1,0,205,181,3
,209,225,225,229,6,22,54,0,25,16
,251,225,209,27,35,122,179,32,21
4,201
8 GO SUB 200
10 LET r=INT (RND *30)+1: IF
RND <.6 THEN LET r=y
20 FOR f=0 TO r
30 PRINT AT 2,f: INK 4;"A"
35 BEEP .002,2
36 GO SUB 250
40 PRINT AT 2,f:" "
50 NEXT f
100 FOR f=2 TO 20
105 IF ATTR (f,r)=5 THEN PRIN
T AT f,r: INK 2: PAPER 6: FLASH
1;"C": FOR d=-20 TO -40 STEP -1
: BEEP .01,d: NEXT d: LET li=li-
1: PRINT AT f,r:" ": RANDOMIZE
USR 28000: GO TO 8
110 IF ATTR (f+1,r)=4 THEN PR
INT AT f,r: INK 4;"A": LET sc=s
c+lp: GO TO 10
120 PRINT AT f,r: INK 4;"A"
122 GO SUB 250
125 BEEP .01,21-f
140-PRINT AT f,r:" "
150 NEXT f
155 PRINT AT f-1,r: INK 4;"A"

156 LET sc=sc+lp
160 GO TO 10
200 BORDER 0: PAPER 0: INK 7: C

```

```

LS
201 PRINT PAPER 6: INK 2: AT 1
,0;"BBBBBBBBBBBBBBBBBBBBBBBBBBB
BBBB"
210 FOR f=3 TO 20: PRINT AT f,
0: PAPER 6: INK 2;"B": AT f,31:
PAPER 6: INK 2;"B": NEXT f
220 PRINT PAPER 6: INK 2;"BBBB
BBBBBBBBBBBBBBBBBBBBBBBBBBBBBB"
225 PRINT AT 0,0: PAPER 7: INK
1;"SCORE:"; TAB 25;"LIVES:"
226 PRINT AT lev,31: FLASH 1;"
E"
240 LET x=20: LET y=30
245 RETURN
250 LET a=x: LET b=y
255 PRINT AT 0,7: PAPER 7: INK
1;sc: AT 0,31:li
260 IF INKEY$ ="1" AND ATTR (
x,y-1)=7 THEN LET y=y-1: GO TO
280
265 IF INKEY$ ="1" AND ATTR (
x,y-1)=4 AND ATTR (x-1,y-1)=7 T
HEN LET x=x-1: LET y=y-1: GO TO
280
270 IF INKEY$ ="0" AND ATTR (
x,y+1)=7 THEN LET y=y+1: GO TO
280
275 IF INKEY$ ="0" AND ATTR (
x,y+1)=4 AND ATTR (x-1,y+1)=7 T
HEN LET x=x-1: LET y=y+1
280 IF ATTR (x+1,y)=7 THEN LE
T x=x+1
285 PRINT AT a,b:" ": AT x,y;
INK 5;"C"
286 IF x=lev THEN GO TO 500
287 IF li=0 THEN GO TO 400
290 RETURN
400 PRINT AT 10,11: PAPER 7: I
NK 4: FLASH 1;" GAME OVER "

```

```

410 BEEP 1,-10: BEEP 1,-10: BEE
P .5,-10: BEEP 1.5,-10
420 FOR d=0 TO 200: NEXT d
430 RANDOMIZE USR 28000: CLS :
PRINT " -- YOU HAVE FAILED TO E
SCAPE --": PRINT : PRINT : PRINT
: PRINT " YOUR SCORE IN THAT
GAME WAS"
435 PRINT : PRINT : PRINT
440 PRINT TAB 11;sc;" Points."

```

```

450 PRINT : PRINT : PRINT : PRI
NT TAB 5: FLASH 1;"PRESS 'S' TO
START AGAIN"
460 IF INKEY$ <> "s" THEN GO
TO 460
465 RANDOMIZE USR 28000: RANDO
MIZE USR 28000
470 RUN
500 FOR f=30 TO y STEP -1: PRIN
T AT lev+1,f: INK 6;"A": BEEP .
1,45: NEXT f
505 PRINT AT x,y:" "
510 PAUSE 50: FOR f=y TO 31
520 PRINT AT lev,f: INK 5;"C"

```

```

530 BEEP .1,-20: PRINT AT lev,
f:" "
540 NEXT f
550 FOR f=y TO 30: PRINT AT le
v+1,f:" ": BEEP .1,45: NEXT f: P
AUSE 50
560 LET lev=lev-2: IF lev <= 2
THEN LET lev=2
570 LET lp=lp+15
580 RANDOMIZE USR 28000: GO TO
8
600 BORDER 7: PAPER 7: INK 1: C
LS
610 PRINT TAB 11;"- CHARLIE -"
615 PRINT : PRINT TAB 9;"By A.
Davies '84"
620 PRINT : PRINT
630 INK 3: PRINT "Are you brave
enough to take on the ultimate
challenge ?."
640 PRINT : PRINT
650 PRINT : PRINT "If so,here's
what you have to do. Charlie h
as got himself into a terrible st
ate. Some how he has managed t
o get trapped on level 8 of a
big warehouse. It is your jo
b to get Charlie out of each l
evel in turn. However there
is a crane driver hell bent on
squashing you with big metal bar
s. Use these bars to climb on.
And get in line with the exit
marked 'E'."
640 PRINT INK 1;" USE 1 and 0
for left and right "
650 PRINT : PRINT FLASH 1;" P
RESS ANY KEY TO START GAME "
660 IF INKEY$ =" " THEN GO TO
660
670 RETURN

```


Mine Maze was written for the 16K ZX-81 by Graham Dando, of Leigh, Lancs.

```
6040 PRINT AT 10,7;"ANOTHER GAME  

(Y/N)"  

6045 IF INKEY$="" THEN GOTO 6045  

6050 IF INKEY$="Y" THEN GOTO 605  

1  

6060 STOP  

6061 CLS  

6062 GOTO 2  

7000 LET Y=INT (RND*20)  

9000 LET X=1  

9010 PRINT AT Y,X;  

9015 IF X=29 THEN GOTO 9500  

9017 PRINT "■"  

9020 LET X=X+1  

9030 GOTO 9010  

9500 PRINT AT Y,1;"██████████"  

██████████  

9550 GOTO 270  

9800 FOR F=1 TO 30  

9801 PRINT AT C,D; "■"  

9803 PRINT AT C,D;"#"  

9805 NEXT F  

9807 CLS  

9810 PRINT AT 10,0:"YOU WERE KIL  

LED BY THE ""RAGNAT"""  

9814 PAUSE 200  

9815 CLS  

9816 PAUSE 200  

9820 GOTO 6020
```


A small, hungry grass snake called Snakey is in search of food. Help him to collect all the food parcels which have to be collected in numerical order. If you manage to pick up the nine parcels you will save Snakey from starvation. The keys to use are Q, A, O and P.

Written for the 16K Spectrum by
Julian Ireland of Maidstone, Kent.

SNAKEY



```

1 GO SUB 7000: LET hs=0: LET
h$="Me"
5 BORDER 2: PAPER 7: CLS : IN
K Q
7 INPUT ""
10 LET len=3
30 LET sc=0
40 LET ml=10: LET mc=16
50 LET d=50
60 GO SUB 1000
70 LET screens=0
100 PRINT INK 4: "B": AT y,x: " "
T 1-1(1),c-c(1): "B": AT y,x: " "
105 BEEP .01,10
110 FOR n=len TO 2 STEP -1: LET
1(n)=1(n-1): LET c(n)=c(n-1): N
EXT n
120 LET a$=CHR$ PEEK 23560
130 LET 1(1)=-1*(a$="q")+(a$="a
")
140 LET c(1)=-1*(a$="o")+(a$="p
")
150 LET 1=1+1(1): LET c=c+c(1)
160 LET y=y+1(1en): LET x=x+c(1
en)
170 IF 1<0 OR 1>21 OR c<0 OR c>
31 OR ATTR (1,c)=50 THEN GO TO
500
180 IF ATTR (1,c)=15 THEN GO
SUB 200
190 GO TO 100
200 LET q=VAL
LET sc=sc+q
SCREEN# (1,c):
205 BEEP .01,30
210 LET z=z+1: IF q <> z THEN
GO TO 500
220 IF z=9 THEN GO TO 300
230 LET len=len+1: LET 1(1en)=1
(len-1): LET c(1en)=c(1en-1): LE
T y=y-1(1en): LET x=x-c(1en)
240 RETURN
300 LET len=3: LET sc=sc+100*sc
reens: LET screens=screens+1: LE
T d=d+20: POKE 23659,1: PRINT A
S: BONUS! BONUS! BONUS! "BONU
S"
i=0 TO 60: BEEP .01,i: NEXT i:
PRINT AT 22,0: " " POKE 23659,2:
GO SUB 1000: RETURN
500 BEEP .2,-10: BORDER 2: INPU
T "": FOR n=1 TO 200: BORDER 1:
RDER 2: BORDER 1: BORDER 1: BO
RDER 2: BORDER 2: BORDER 2: BORD
ER 2: NEXT n
505 BORDER 2
520 PAPER 2: CLS : INK 7
530 PRINT "Snakey! You clear
ed ";screens;" screens." TAB 5;
"and scored ";sc;" points." TAB 5;
540 IF sc>hs THEN PRINT "TA
B 5: The high score was ";hs;" TA
B 5: Held by ";h$;"." TAB 5;"But i
t is now ";sc;"." TAB 5;"Let hs=sc: IN
PUT "What is your name: "; LINE h
$: PRINT TAB 5;"Held by ";h$:
GO TO 560
550 PRINT TAB 5;"The high sc
ore is ";hs;"." TAB 5;"Another Gam
e ?"
570 IF INKEY#="y" THEN GO TO
5
580 IF INKEY#="n" THEN STOP
590 GO TO 570
1000 CLS : FOR n=1 TO d: BEEP .0
1,0: PRINT AT RND *21, RND *31
: INK 2: PAPER 6: "C": NEXT n
1010 FOR n=1 TO 9
1015 BEEP .01,20: LET a= RND *20
+1: LET b= RND *30+1: IF SCREEN
# (a,b) <> " " THEN GO TO 1015
1020 PRINT AT a,b: PAPER 1: INK
7;n: NEXT n
1030 DIM 1(12): DIM c(12)
1040 LET 1=0: LET c=0: LET y=0:
LET x=0
1050 LET z=0
1060 POKE 23560,32
1070 RETURN
9000 FOR n=0 TO 23: READ a: POKE
9010 DATA "a",n,a: NEXT n
00001, BIN 01111110, BIN 100
1, BIN 10100101, BIN 1000000
IN 10000001, BIN 10111101, B
9020 DATA BIN 01111110, B
255,255,255,255, BIN 01111110
BIN 11000011, BIN 11000011,
BIN 11000011,255,255 11000011, BIN
LS
9040 BORDER 2: PAPER 2: INK 7: C
SNAKEY##": AT 2,11; FLASH 1: "##
land"
9050 PRINT AT 20,1; INK 6; FLAS
H 1;"PRESS ANY KEY FOR INSTRUCTI
ONS": PAUSE 0: CLS
9060 PRINT AT 1,11; FLASH 1;"##
SNAKEY##": PRINT AT 3,0;"YOU AR
E A COLD, THIN AND HUNGRY GRASS
SNAKE CALLED 'SAD SID'. YOU AR
SAD SID' TO GET AS MANY BAGS O
F FOOD (1 TO 9), AS YOU CANBEFORE
'SAD SID' HITS THE SIDE OF THE
SCREEN OR A POISONOUS MUSHROOM.
9070 PRINT AT 20,3; FLASH 1: IN
K 6;"PRESS ANY KEY TO CONTINUE."
: PAUSE 0
9080 CLS : PRINT AT 1,11; FLASH
1;"KEYS"
9090 PRINT AT 3,11;"Q.....U
P": AT 5,11;"A.....DOWN": AT
7,11;"D.....LEFT": AT 9,11;
4; FLASH 1;"PRESS ANY KEY TO PLA
Y": PAUSE 150: RETURN

```




Softstone

FAHRENHEIT 3000

ODDS: MILLION TO ONE AGAINST
ITEM: WHAT COULDN'T HAPPEN HAS
ITEM: THE 'DRAGON' REACTOR
ITEM: CORE TEMPERATURE CRITICAL

MELTDOWN IMMINENT

ITEM: FAHRENHEIT 2990

SHUTDOWN REACTOR

ITEM: FAHRENHEIT 2995

MELTDOWN IMMINENT
SHUTDOWN REACTOR

ITEM: FAHRENHEIT 2998

SHUTDOWN REACTOR
MELTDOWN IMMINENT

ITEM: FAHRENHEIT 3000
FAHRENHEIT 3000
FAHRENHEIT 3000

for dealer
enquiries
phone now



Please send me a copy of:

FAHRENHEIT 3000 ☐ £5:95 48K SPECTRUM
AMERICAN FOOTBALL ☐ £6:95 48K SPECTRUM
THE MAGICIAN'S BALL ☐ £9:95 CBM 64

I ENCLOSE CHEQUE/PO FOR _____
(Please add £1:00 for overseas orders)

NAME _____

ADDRESS _____

POST CODE _____

SOFTSTONE LTD. 39a PADDINGTON STREET, LONDON W1M 3RN
TEL: 01-486 5266

KOSMIC KANGA



At **John Menzies** now




KOSMIC KANGA, a multi-screen, amazing, arcade standard original action game. Featuring superbly animated graphics and packed full of arcade features. Help **KANGA** find his space ship so he can return home to his planet. Leap about buildings, trees, clouds etc., pick up bonuses and throw boxing gloves at the enemies.

Keyboard or most joystick. **48K SPECTRUM & COMMODORE 64**



48K Spectrum



16K/48K Spectrum



48K Spectrum plus stack SLR

ONLY £5.95 EACH

Available from most good software retailers. If your local software retailer is out of stock, send cheque/P.O. to Micromania, 14 Lower Hill Rd., Epsom, Surrey, KT19 8LT., and we will send your order by first class post free.

MICROMANIA

DEALERS—AVAILABLE FROM ALL LEADING DISTRIBUTORS OR MICROMANIA (03727) 20152