


Sinclair Programs



FEATURING

**GUNFIGHT
SHOOTOUT**

STAR SHOOTER

DEER HUNT

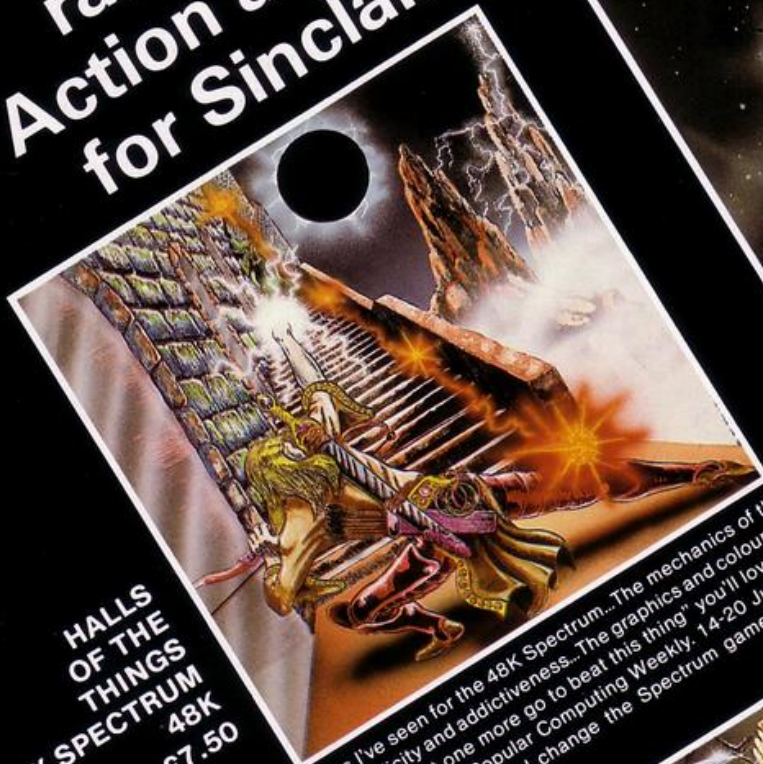
TORPEDO

APE HUNTER

and many more

**30 Programs for
the Spectrum
and
ZX-81**

A new and exciting range of Arcade Action and Adventures for Sinclair Computers



HALLS OF THE THINGS
ZX SPECTRUM 48K
£7.50

The first ever arcade adventure!

"Spectacular...One of the best arcade games I've seen for the 48K Spectrum...The mechanics of the game are superb, finely balanced between simplicity and addictiveness...The graphics and colour are superb...If you enjoy sitting up until 4am having 'just one more go to beat this thing' you'll love this game - I CAN'T RECOMMEND IT HIGHLY ENOUGH"...Popular Computing Weekly 14-20 July 1983.
"Excellent and dangerously addictive...a game which could change the Spectrum games scene overnight"...Sinclair User (August 1983).



COSMIC GUERRILLA
ZX SPECTRUM 16K OR 48K
£5.50

Bring your Spectrum to life with the fastest, meanest and most colourful arcade action around. Your task is to zap the relentless waves of alien attackers as they obliterate the force field protecting your supply of ion laser cannons.
"Incredibly addictive...highly recommended"
...ZX Computing (Aug/Sept 1983).



THE DUNGEON MASTER
ZX SPECTRUM 48K
£7.50

The first adventure to enter into the true spirit of traditional role-playing games.
"Excellent entertainment"...Sinclair User (June 1983).
"Highly recommended for its versatility, originality and quality. Definitely well worth obtaining"
...ZX Computing (Aug/Sept 1983).
"Excellent"...Sinclair User £4.50
"All written in 100% machine code to run in 1K quality. Definitely well worth obtaining"
...ZX Computing (Aug/Sept 1983).
"Well written and useful machine code utility"...Your Computer
Catalogue FREE with every order.
Please add £0.50 per item for overseas orders.
Please make cheques/PO's payable to:



MERCHANT OF VENUS
ZX81 16K
£5.50

A stunning real-time graphics simulation putting you in control of a leviathan space freighter plus a complex economic scenario combine to produce an exciting game to test your skill and head for business!

ZX81 Games Pack. "Brilliant"...Interface.
Four great arcade games plus a challenging adventure.
ZX81 Monitor and Disassembler £7.50.

Written any good software? Send it to us for a valuation and details of our excellent royalties scheme.
Trade & Export terms are available on request including details of our introductory dealer pack.
Please send SAE for our latest catalogue and details of our forthcoming software.

P&P included. Please add £0.50 per item for overseas orders.
Please make cheques/PO's payable to:

Crystal
Crystal Computing
2 Ashdon Way
East Herrington
Sunderland SR8 3RX

Contents

Editor
Nigel Clark

Production editor
Harold Mayes MBE

Design
Elaine Bishop

Program Reviews
Rebecca Ferguson

Editorial director
John Sterlicchi

Advertisement manager
John Ross

Sales executive
Frank Humphrey-Gaskin

Editorial/production assistants
Margaret Hawkins
Dezi Epaminondou

Managing director
Terry Cartwright

Chairman
Richard Hease

Sinclair Programs is published monthly by ECC Publications Ltd.

Telephone
All departments
01-359 3525

If you would like to contribute to any of the Sinclair User group of publications please send programs, articles or ideas for hardware projects to:
Sinclair User and Programs,
ECC Publications,
196-200 Balls Pond Road,
London N1 4AQ

Programs should be on cassette and articles should be typed. We cannot undertake to return them unless a stamped-addressed envelope is included.

We pay £10 for the copyright of each program published and £50 per 1,000 words for each article used.

© Copyright 1983
Sinclair Programs
ISSN No 0263-0265

Printed and typeset by
Cradley Print PLC,
Warley,
West Midlands

Distributed by
Spotlight Magazine Distribution Ltd,
1 Benwell Road,
Holloway,
London N7
01-607 6411

Cover Design/Illustrations
Ivan Hissey

8 ERRORS AND MISHAPS

ZX-81

7 FLYING SCOTSMAN

11 HANG GLIDER

20 APE HUNTER

21 81 INVADERS

24 BADGER

26 TORPEDO

29 BLAST FROM THE PAST

33 ROULETTE

34 KLONG

37 RUBBISH

40 CITY LANDER

41 GUNFIGHT

50 STAR SHOOTER

52 TAKE NOTE

54 EXCHANGE RATE

SPECTRUM

9 GOOD FOR ROSES

10 3D

12 DRIVER

13 PROTECTOR

19 JANNIS THE MENACE

22 SOUND SEQUENCER

25 WORD PROCESSOR

27 RADAR GRID

30 PROGRAM OF THE MONTH SHOOT OUT

35 DEERHUNT

38 TARANTULA

47 SILVERMAN THE SAILOR

48 AWARI

51 KAMI

53 BANANA LEAP

To help with entering graphics characters we have adapted a system of writing the characters for the ZX-81. We indicate inverse characters by the letter i and graphics by g, so that an inverse letter W is shown as iW and the graphics character on key 6 is denoted by g6.

Spaces are shown by sp and inverse spaces are isp. If some occur together, for instance a row of six spaces, they are shown by 6★sp and where there is a combination of characters each one is divided by a colon, thus sp:isp:6★g6 means a space followed by an inverse space and then six characters on the 6 key.

Where whole words are written in inverse letters they appear in the listings as lower-case letters.

In the Spectrum listings, letters to be entered in graphics mode are underlined, while other graphics instructions are underlined and take the form shown above, with the addition that inverse graphics characters are represented by the letters "ig".

dk'tronics

ZX KEYBOARD FOR USE WITH 81 SPECTRUM

Our new cased keyboard has 52 keys, 12 of which are used for the numeric pad. The numeric pad offers useful features, you can cursor with one hand and it will be a boon for anyone who enters a lot of numeric data. The pad is a repeat of the 1 - 9 keys, it also has a full stop and a shift key. The numeric pad keys are red in colour, the normal keyboard keys are grey, with the case being black, which results in making the keyboard very attractive. The keyboard case dimensions are: 15" x 9" x 2½". The computer (either 80/81 or Spectrum), fits compactly inside.

You will have to remove the computer from it's original case, it is then screwed to the base of the case. The case has all the bosses already fitted and the screw holes are marked. Also fitted inside the case is a mother board (81 model only) which allows 16K, 32K and 64K to be fitted in the case. All connectors are at the rear of the case i.e. Power, Mic, Ear, T.V. and the expansion part. The case is large enough for other add-ons also to be fitted inside. One of these could be the power supply then you could very quickly fit a mains switch or a switch on the 9V line. This means you have a very smart contained unit. This case does not stop you from using any other add-ons that you may have eg Printer etc. We are convinced that this is the best keyboard available at present. It offers more keys and features than any other keyboard in it's price range.

NOTE...

The case can be purchased separately with the keyboard aperture uncut, therefore if you possess one of our early uncased keyboards, or in fact, any other suppliers' keyboards these could be fitted. The keyboard is connected to your computer by a ribbon cable and this has connectors fitted which simply push into the Sinclair connectors. It is a simple two minute task and requires no electronic skills. This keyboard does not need any soldering. Please specify on order whether you require the ZX81 or Spectrum case.

SPECTRUM MODEL

This is supplied with Spectrum legends, and a slightly different base for fitting the Spectrum inside, again, all the connectors are at the rear of the case and there is plenty of room for the power supply (and other add-ons). Should you wish to change, we can supply both the Spectrum legends and details of updating your case which will enable modification from the ZX81 to Spectrum. PLEASE specify on your order whether you require the ZX81 or Spectrum inside.

£45

MEMORY FOR ZX 81

16K Memory £22.95
64K Memory £52.95
16K (Uncased) £19.95
64K (Uncased) £49.95


SPECTRUM MEMORY

MKI £30
MKII £30



FLEXIBLE RIBBON CONNECTOR

If you have ever had white outs or system crashes this could be the answer. It stops the movement between the computer and the RAM expansion, it is supplied with a ribbon 6 inches long, with a male connector at one end and a female at the other.



ONLY £10

dk'tronics

DK Tronics, Unit 2, Shire Hill Ind Est, Saffron Walden
Essex CB11 3AQ. Tel: (0799) 26350 (24 hrs) 5 lines.



ZX 80/81 SPECTRUM HARDWARE

SPECTRUM/81 TOOLKIT BOTH AT ONLY £6.95

This is the toolkit which won acclaim in the feature in the August 1982 issue of Sinclair User. "It is the most impressive programme, fast in execution with clear and full instructions. . . it stands out from the rest of the field". The ZXED is a powerful editor for use on the expanded ZX81. It is intended for use by the serious BASIC programmer and offers several useful and time saving features most helpful during all stages of program development. The facilities provided are as follows: ALTER, BYTES, COPY, DELETE, FIND, HELP, INSERT, KEEP, MOVE, RENUMBER, AND VERIFY.

The Spectrum Toolkit contains most of the features above plus autoline numberer and append, and will run in the 16K and 48K Spectrum.

4K GRAPHICS ROM £24.95

This module unlike most other accessories fits neatly inside your computer under the keyboard. The module come ready built fully tested and complete with a 4K graphic ROM. This will give you an unbelievable number of extra pre-programmed graphics. This now turns the 81 into a very powerful computer with a graphic set rarely found on larger more expensive machines. In the ROM are lower case letters, bombs, bullets, rockets, tanks, a complete set of invaders, graphics and that only accounts for about 50 of them, there are still approximately 400 left (that may give you an idea as to the scope of the new ROM). However, the module does not finish there, it also has a spare holder on the board which will accept a further 4K of ROM/RAM. This holder can be fitted with a 1K/2K/RAM and can be used for user definable graphics so you can create your own custom character sets.

SPECTRA-SOUND

The so called speaker in your Spectrum is really only a 'buzzer'. With the DK Tronics "SPECTRA SOUND" you can generate fully amplified sound through the speaker on your T.V. set. SPECTRA-SOUND is a very simple but highly effective add-on. This means that you no longer have a faint beep but a highly amplified sound, which can be adjusted with the TV volume control.


The SPECTRA SOUND fits compactly and neatly inside the Spectrum case and is connected by three small crocodile clips.

NEW AT ONLY £2.95

£19.95 *Light Pen*

LIGHT PEN

The pen enables you to produce high resolution drawings on your own T.V. screen. The controlling software supplied with the light pen has 16 pre-defined instructions. These are chosen from a menu positioned at the bottom of the screen next to the pen.

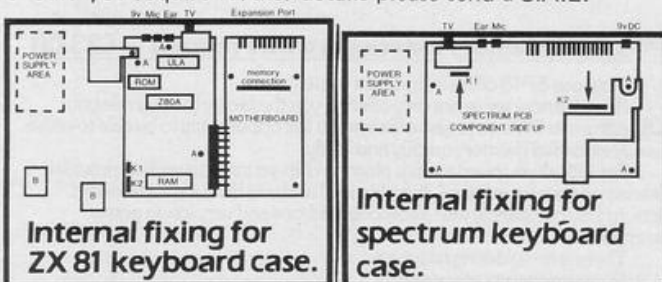


You can utilise the menu for changing colour (Border, Paper, Ink). Drawing circles, arcs, boxes, lines. You are also able to fill any object with any colour, and insert text onto the screen at any chosen place. Of course you can also draw freehand. There is a feature to retain the screens and animate. On the 48K Spectrum you can retain 5 screens.

You can also use the machine code on it's own in your own programs, for selecting out of a menu etc. The software provided will return with the X,Y, cords for it's position on the screen.

The light pen is supplied with a control interface in order to adjust the sensitivity/pen alignment.

This simply plugs into the ear socket on your spectrum. Should you require further details please send a S.A.E.



Please state type of machine, which ROM memory size, quantity, and place when ordering.

Please send me @ £

Please send me @ £

Please send me @ £

Please add on £1.25 for p/p

I enclose cheque/P.O. payable to DK Tronics total £.

or debit by Access/Barclaycard No.

Signature

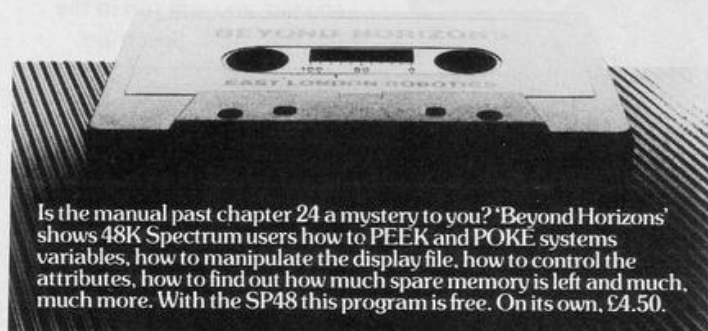
Name

Address

Send to DK Tronics, Unit 2, Shire Hill Ind Est, Saffron Walden, Essex CB11 3AQ. Tel: (0799) 26350 (24 hrs) 5 lines.

Extend your 16k Spectrum to 48k for just £23.00.

And get a Free program worth £4.50 into the bargain.



Is the manual past chapter 24 a mystery to you? 'Beyond Horizons' shows 48K Spectrum users how to PEEK and POKE systems variables, how to manipulate the display file, how to control the attributes, how to find out how much spare memory is left and much, much more. With the SP48 this program is free. On its own, £4.50.

SP48, 32K Memory Extension with Program — £23.00

Now, our SP48 offers even better value.

Because now, we're not only offering you the facility to up-grade your 16K Spectrum to 48K, we're also offering you the opportunity to be able to utilise this vastly extended memory quickly and easily.

For £23 all you need to do is plug the chip-set into the sockets provided by Sinclair on your issue 2 (or £35 for issue 1) and you have a standard 48K Spectrum fully compatible with all Sinclair add-ons and very low in power consumption.

There is no soldering required.

Fitting and removal are easy.

And the SP48 carries our full warranty and is upgradable, on a part exchange basis, to SP80.

Then all you need to do is LOAD our specially written 48K guide program, 'Beyond Horizons', and your 48K computer will guide you through its memory.

With no need to labour through manuals.

This will save you time, because we all know how easy it is to get lost with memory maps.

SP80 Paged 64K memory extension — £46

The fitting, power consumption and add-on compatibility are identical to the SP48 (Issue 1 Version £50).

It can be used as a standard 48K, but software instructions can switch to a second page of 32K.

But this is not recommended for the complete beginner.

Yet it is of tremendous benefit to the serious user. And an SP80 FORTH compiler will be available in late September.

For a fit and test service at our premises £3, and by registered post £7.

MAXIMEM ZX81. 32K — £39 (PLUS ONE USED 1K ZX81) 64K — £59 (PLUS ONE USED 1K ZX81)

The MAXIMEM 32 and 64K is a modified ZX81 and not just a RAM pack. It fits inside the case.

We also give a six-month guarantee on the computer, regardless of the age of your trade-in ZX81.

The extra memory uses only a quarter of the power consumption of a

16K plug-in memory, and does not interfere with any standard add-ons, such as printers RS232 or other interfaces.

ZX Slowloader — £10

The ZX Slowloader is a software masterpiece that will help you to LOAD ZX81 programs onto a Spectrum, saving hours of typing time.

The Next Robotics Exclusive. The Trickstick

This new joystick is a revolution in computer games control. With our Trickstick from one to eight players will be able to play simultaneously.

It will be on sale soon — see our next advertisement.

All products on this order form are in stock at the time of going to press. Same day dispatch for phoned Access and Visa orders.

To East London Robotics Ltd: Please send by return (tick items required)

- ☐ MAXIMEM 32K (£39) 64K (£59) + 1kZX81
- ☐ SP48 (Issue 1 £35) (Issue 2 £23)
- ☐ SP80 (Issue 1 £50) (Issue 2 £46)
- ☐ SLOWLOADER £10
- ☐ "BEYOND HORIZONS" program £4.50
- ☐ Free catalogue (SAE only)

Postage 0.65p. I enclose a cheque/PO for _____ My Access/Visa No. is _____

Name _____

Address _____

East London Robotics Ltd., Gate 11, Royal Albert Dock, London E16.

24 Hour Information Service

Tel: 01 471 3308

24 Hour Access and Visa ordering


Tel: 01 474 4715

Special Enquiries: Tel: 01 474 4430

Telex: 8813271

**EAST LONDON
ROBOTICS**

FLYING SCOTSMAN



DRIVE THE Flying Scotsman the 400 miles from London to Edinburgh in your scheduled time. You are required to input the throttle regulator setting every 10 miles and your choice of setting will be based on several factors. If there is slack or a

station ahead you must brake immediately.

Watch the pressure gauge—it must not fall below 150. Watch your speed; it must not exceed 100 or fall below 0. Make sure that your setting takes the gradient ahead into account. Finally,

make sure that you are keeping close to your schedule. Arriving four hours late is just as much a failure as stalling en route.

Flying Scotsman was written for the 16K ZX-81 by Ian Kemp of Abingdon, Oxfordshire.

```

1 SLOW
2 PRINT AT 0.5;"4472 flying s
  cotsman"
3 PRINT AT 3.0;"TODAY YOU HAV
  E THE PRIVILEGE OF DRIVING THIS
  FAMOUS TRAIN FROM LONDON TO EDI
  NBURGH."
4 PRINT AT 7.6;"DISTANCE IS 4
  00 MILES AND SCHEDULED TIME 450
  MINUTES WITH ONE STOP, AT NEWCAS
  TLE."
5 PRINT AT 11.0;"YOU ALSO HAV
  E SPEED RESTRICTIONS FOR THREE MA
  JOR STATIONS AND TWOTRACK REPAIR
  S."
6 PRINT AT 15.0;"TYPE ANY KEY
  TO CONTINUE."
9 IF INKEY$="" THEN GOTO 9
10 CLS
11 PRINT "THE REGULATOR IS A T
  HROTTLE- IT CONTROLS THE STEAM F
  LOW."
12 PRINT AT 4.0;"REGULATOR SET
  TINGS 0 TO 8; BRAKE WITH -1 AT a
  11 SLACKS/STATIONS. MUST POWER I
  S REQUIRED TO ACCELERATE FROM SL
  ACKS, ESPECIALLY UP-HILL. LINE S
  PEED LIMIT 100 MPH."
13 PRINT AT 10.0;"FULL BOILER
  PRESSURE IS 220 PSI. IF YOU DRIVE
  TOO HARD, PRESSURE FALLS AND YO
  U WILL RAPIDLY LOSE POWER."
14 PRINT AT 15.0;"NOTE THAT 1
  IN 200 IS A STEEP GRADIENT BY
  RAILWAY STANDARDS."
15 PRINT AT 18.0;"HAVE A GOOD
  TRIP."
16 PRINT AT 20.0;"TYPE ANY KEY
  TO CONTINUE."
18 IF INKEY$="" THEN GOTO 18
19 CLS

```

```

20 PRINT AT 0.5;"4472 flying s
  cotsman"
25 LET M=0
26 LET T=0
30 LET H=0
33 LET V=0
35 LET S=11
40 LET P=220
45 DIM Z(7)
48 RAND 0
50 LET Z(6)=INT (37*RND)*10+10
55 LET Z(7)=INT (37*RND)*10+10
60 RAND 197
71 LET Z(1)=260
72 LET Z(2)=390
73 LET Z(3)=70
74 LET Z(4)=320
75 LET Z(5)=180
80 PRINT AT 4.4;"MILES FROM LO
  NDON";AT 5.11;"ALTITUDE "
85 PRINT AT 7.0;"SCHEDULED TIM
  E";TAB 22;"ACTUAL"
90 PRINT AT 10.2;"boiler Press
  ure"
95 PRINT AT 13.2;"regulator po
  sition"
100 PRINT AT 18.0;"(1SP:32*9h)"
105 PRINT AT 19.0;"(1SP:5*SP:9a
  8*SP:9f:5*SP:1SP:3*SP:9B:5*SP:1
  SP)"
110 PRINT AT 20.0;"KINGS PETER-
  YORK NEW- EDIN-"
115 PRINT AT 21.0;"CROSS BOROUO
  H CASTLE BURGH"
125 PRINT AT 4.0;M;AT 5.20;INT
  H;" FEET "
130 PRINT AT 8.9;"SPEED ";INT V
  ;" M.P.H. "
150 PRINT AT 10.18;P;" P
160 PRINT AT 2.0;" "

```

```

200 IF M=400 THEN GOTO 900
205 LET HN=RND*500
210 IF M=390 THEN LET HN=0
215 LET G=52000/(HN+H)
220 LET H=HN
225 PRINT AT 6.0;"NEXT GRADIENT
  1 IN ";INT G;" "
230 FOR N=1 TO 7
235 IF M=Z(N) THEN GOTO 700
240 NEXT N
245 INPUT R
250 IF R>8 OR R<0 AND R<>-1 THE
  1 GOTO 245
255 LET A=(220*P*SQ R/6-8000)/
  (V+30)-25000/G-V*V/153-300/(V+1)
260 LET M=M+10
265 LET Q=V*V+20*A
270 IF Q<0 THEN GOTO 650
275 LET TD=60*(SQ R-Q-V)/A
280 LET V=SQ R Q
285 IF V>105 THEN GOTO 850
290 LET P=P-(R-3)/0.5
292 IF P<150 THEN GOTO 640
295 LET T=T+TD
300 LET S=S+10+400/G
310 IF P>220 THEN LET P=220
320 LET X=INT (0.0775*M-0.45)
330 PRINT AT 18.X;"(9h:1SP)"
355 IF R<0 THEN GOTO 601
360 IF R=0 THEN GOTO 600
370 PRINT AT 13.21;R;" /8 "
375 PRINT AT 7.15;INT S;" MN";T
  AB 29;INT T
380 GOTO 125
600 LET R$="FULL "
601 IF R<0 THEN LET R$="BRAKING
  "
602 IF R=0 THEN LET R$="CLOSED
  "
605 PRINT AT 13.21;R$
610 GOTO 375


```



```

640 PRINT AT 2,0;"brakes leaked
on"
645 PAUSE 200
650 PRINT AT 2,0;"you have stal
led"
655 IF V=0 THEN GOTO 890
660 LET T=T+15+300/V
665 LET P=P+10
670 LET V=0
680 GOTO 300
700 LET M=M+10
710 LET VN=20
715 IF N<=4 THEN LET VN=40
717 IF N<=2 THEN GOTO 755
720 PRINT AT 2,0;"slack ahead "
;VN;" M.P.H."
725 INPUT R
730 IF R<>-1 THEN GOTO 850
732 IF N=4 THEN PRINT AT 2,0;"b
erwick I welcome to scotland"
733 PAUSE 100
735 LET TD=1200/(V+VN)
740 LET V=VN
745 LET S=5+115/(V+10)
750 GOTO 290
755 PRINT AT 2,0;"station ahead
"
760 LET VN=0
770 GOTO 725
850 FAST
855 CLS
860 PRINT AT 2,0;"you have cras
hed|excessive speed"
870 GOTO 2005
890 PRINT "YOU ARE STUCK. ANOTH
ER ENGINE IS SENT TO HELP YOU.
"
896 LET T=T+100
900 LET E=INT (T-5)
901 PAUSE 500
903 CLS
905 GOTO 1000+E*2
1000 PRINT "GOOD RUN MATE"

```



```

1001 STOP
1020 PRINT "NOT BAD MATE"
1021 STOP
1060 PRINT "POOR RUN I'M AFRAID"
1061 STOP
2000 PRINT " YOU ARE VERY LATE..

```

```

.. ALL THE PASSENGERS COMPLAINE
D."
2005 PRINT AT 4,4;"YOU ARE DEMOT
ED TO CLEANING STEPHENSONS ROCKE
T."
2010 STOP

```

ERRORS AND MISHAPS



LINE 18 of **Frogger** on page 38 of the July issue should read: 18 PRINT "(i*)".

The asterisk shown on line 1530 of **Lacemaker** on page 12 should be an inverse asterisk.

On lines 1300 and 1310 of **Astral Foxgloves** on page 13, only the second "b" and the second "c" should be underlined.

In **Grumphers** (page 22) line 400 contains a graphic C, line 830 a graphic A, line 840 a graphic B, and line 850 a graphic D.


The top halves of the hoops in **Hoop-La** on page 35 are made up of graphic A and B, and the bottom halves are made up of graphic C and graphic D.

Line 20 of **Light Cycles**, page 37,

contains 32 graphic As and 30 graphic Bs.

The diagonal line which appears on line 1090 of **Personal Finance** on page 47 represents a £ sign.

Line 50 of **Monsters**, page 49, contains a graphic F and a graphic I, line 2110 contains 32 graphic As, line 2140 a graphic B, and line 3000 a graphic C.



GOOD For The ROSES

YOU PLAY the part of an enthusiastic gardener, determined to make all your roses bloom in the time allowed. To do so you have sought

fertiliser and found a supplier in the form of a carthorse. Move yourself with the usual cursor keys to pick up the evil-smelling green lumps with a shovel and

place them at the foot of your rose stalks. **Good for the Roses** was written for the 16K Spectrum by P Greenwood of Torrisholme, Morecambe.

```
10 GO SUB 9000
20 GO SUB 8000
30 GO SUB 7000
40 GO SUB 6000
50 LET t=t-1
60 PRINT INK 3;AT 1,6;t;" "
70 IF t=0 THEN GO TO 4000
80 GO TO 30
4000 INPUT "PRESS ENTER TO PLAY AGAIN";W$
4010 GO TO 20
5000 PRINT FLASH 1;AT 21,10;" WE
LL DONE "
5100 GO TO 4000
5500 PRINT AT hy-1,hhx;" "AT
hy,hhx;" AB "AT hy+1,hhx;" CD
"; INK 2; FLASH 1; OVER 1;AT hy+
1,hhx+1;"NO"
5510 FOR q=0 TO -30 STEP -1
5520 BEEP .05,q
5530 NEXT q
```

```
5540 GO TO 4000
6000 LET x1=x+(INKEY$="0" AND x<
30)-(INKEY$="5" AND x>0)
6010 LET y1=y+(INKEY$="6" AND y<
19)-(INKEY$="7" AND y>3)
6020 IF y=y1 AND x=x1 THEN RETUR
N
```

```
6030 PRINT AT y,x;" "AT y+1,x;"
"
6040 IF ATTR (y1,x1)>56 OR ATTR
(y1+1,x1)>56 THEN LET y1=y; LET
x1=x
6050 IF ATTR (y1+1,x1+1)>127 THE
N LET s=1; GO TO 6080
6060 IF ATTR (y1+1,x1+1)>56 THEN
LET y1=y; LET x1=x
6080 PRINT INK 1;AT y1,x1;"E";AT
y1+1,x1;"FG"
6090 IF s=1 THEN PRINT INK 4; OV
ER 1; FLASH 1;AT y1+1,x1+1;"H"
6100 IF ATTR (y1,x1+2)>58 AND s
=1 AND y1=19 AND x1>0 THEN PRINT
INK 2;AT 19,x1+2;"J"; LET s=0;
LET r=r+1
6110 PRINT INK 3;AT 1,29;r
6120 IF r=10 THEN GO TO 5000
6130 LET x=x1; LET y=y1
6140 RETURN
7000 LET hx=hx+1
7010 IF hx=30 THEN LET hx=32
7020 IF hx=62 THEN LET hx=64
7030 IF hx=94 THEN LET hx=0
7040 IF hx<31 THEN LET hy=3; LET
hhx=hx
7050 IF hx>31 AND hx<63 THEN LET
hy=10; LET hhx=hx-32
```

```
7060 IF hx>63 THEN LET hy=17; LE
T hhx=hx-64
7070 IF hx=32 THEN PRINT AT 3,30
;" "AT 4,30;" "
7080 IF hx=64 THEN PRINT AT 10,3
0;" "AT 11,30;" "
```

```
7090 IF hx=0 THEN PRINT AT 17,30
;" "AT 18,30;" "
7100 IF ATTR (hy,hhx+1)=57 OR AT
TR (hy+1,hhx+1)=57 THEN GO TO 55
00
7105 IF ATTR (hy,hhx+2)=57 OR AT
TR (hy+1,hhx+2)=57 THEN GO TO 55
00
7110 PRINT AT hy,hhx;" AB";AT hy
+1,hhx;" CD"
7115 IF hhx=0 THEN GO TO 7130
7120 IF RND>0.98 THEN GO SUB 750
0
7130 RETURN
7500 PRINT INK 4; FLASH 1;AT hy+
1,hhx;"H"
7510 FOR q=1 TO 20
7520 BEEP .01,-20; BEEP .01,-10
7530 NEXT q
7540 RETURN
8000 BORDER 5; CLS
```



```

8005 LET t=500
8010 PRINT PAPER 2: INK 7: AT 0,1
0: " HORSE-MUCK "
8020 PRINT INK 3: AT 1,1: "TIME="
t: AT 1,23: "ROSES=0"
8030 PRINT INK 2: AT 6,3: "L<isp>M
L<isp>M": AT 6,12: "L<isp>M": AT 6
,20: "L<isp>M L<isp>M L<isp>M"
8040 PRINT INK 6: AT 7,3: "K<isp>K
K<isp>K": AT 7,12: "K<isp>K": AT 7
,20: "K<isp>K K<isp>K K<isp>K"
8050 PRINT INK 6: AT 8,3: "(isp>K<
isp> (isp>K<isp>": AT 8,12: "(isp>
K<isp>": AT 8,20: "(isp>K<isp> (is
p>K<isp> (isp>K<isp>)"
8060 PRINT INK 2: AT 13,1: "L<isp>
M L<isp>M": AT 13,13: "L<isp>M L<is
p>M": AT 13,25: "L<isp>M"

```

```

8070 PRINT INK 6: AT 14,1: "K<isp>
K K<isp>K": AT 14,13: "K<isp>K K<is
p>K": AT 14,25: "K<isp>K"
8080 PRINT INK 6: AT 15,1: "(isp>K
<isp> (isp>K<isp>": AT 15,13: "(is
p>K<isp> (isp>K<isp>": AT 15,25: "
<isp>K<isp>"
8090 FOR q=3 TO 30 STEP 3
8091 PRINT INK 4: AT 20,q: "I"
8092 NEXT q
8100 PRINT AT 3,1: "AB": AT 4,1: "C
D"
8110 PRINT INK 1: AT 19,0: "E": AT
20,0: "FC"
8120 LET x=0: LET y=19: LET hx=0
: LET hy=3
8130 LET r=0
8140 LET s=0
8200 RETURN
9000 FOR a=USR "x" TO USR "o"+7
9010 READ b: POKE a,b
9020 NEXT a
9030 RETURN

```



```


9110 DATA 0,0,0,0,127,255,255,25
5
9120 DATA 0,20,50,127,243,224,22
4,224
9130 DATA 127,192,160,160,144,14
4,72,0
9140 DATA 224,32,80,72,136,132,6
8,0
9150 DATA 0,56,56,16,48,88,148,8
4
9160 DATA 88,20,18,41,72,132,132
,198
9170 DATA 0,0,0,0,128,64,60,0

```

```

9180 DATA 0,0,0,0,24,60,0,0
9190 DATA 0,0,0,0,0,0,0,0
9200 DATA 0,0,60,126,126,255,189
,28
9210 DATA 255,195,195,195,195,19
5,195,195
9220 DATA 0,3,7,15,31,63,127,255
9230 DATA 0,192,224,240,248,252,
254,255
9240 DATA 0,0,0,0,0,3,183,255
9250 DATA 0,0,0,0,0,98,187,255

```



3D CUBE

```

1 LET d=80: LET e=20
2 LET a=80: LET b=100: LET c=
130
5 FOR z=0 TO 40
10 CLS: PLOT a,a: DRAW 50,0:
DRAW 0,50: DRAW -50,0: DRAW 0,-5
0
20 PLOT b,b: DRAW 50,0: DRAW 0
,50: DRAW -50,0: DRAW 0,-50
30 PLOT d,d: DRAW b-a,b-a
40 PLOT 130,d: DRAW e,b-a
50 PLOT d,130: DRAW b-a,e
60 PLOT 130,130: DRAW e,e
70 LET b=b-1: LET e=e-1: LET c
=c+1
80 PAUSE 10
90 NEXT z
100 LET d=80: LET e=20

```


```

102 LET a=80: LET b=60: LET c=9
0
105 FOR z=0 TO 40
110 CLS: PLOT a,a: DRAW 50,0:
DRAW 0,50: DRAW -50,0: DRAW 0,-5
0
120 PLOT b,b: DRAW 50,0: DRAW 0
,50: DRAW -50,0: DRAW 0,-50
130 PLOT d,d: DRAW b-a,b-a
140 PLOT 130,d: DRAW -e,b-a
150 PLOT d,130: DRAW b-a,-e
160 PLOT 130,130: DRAW -e,-e
170 LET b=b+1: LET e=e-1: LET c
=c-1
180 PAUSE 10
190 NEXT z

```

THE GRAPHICS on a 16K Spectrum are limited but they can be used for far more than variations on a space invader. Ashley Munson of Watton-at-Stone, Hertfordshire has written **3D Cube** which draws a cube on the screen and rotates it.

This creation of large three-dimensional characters seems to be an area neglected by Spectrum programmers. We would like to see programs generating or utilising this form of graphics.



TRY to LAND your fast-descending hang-glider on the safe landing pad and thus avoid being wrecked on the surrounding jagged mountains. Move left with key 5, and right with key 8.

Hang Glider was written for the 16K ZX-81 by C Stainton of Bransholme, Hull.

HANG GLIDER

```

2 PRINT AT 10,3;"WOULD YOU LIKE INSTRUCTIONS"
3 PRINT AT 11,10;"Y/N"
4 PAUSE 4E4
5 IF INKEY$="Y" THEN GOTO 260
6 IF INKEY$="N" THEN GOTO 10
10 LET A=0
20 LET B=15
30 LET C=INT (RND*31)
31 IF C=15 OR C=16 OR C=17 OR C=14 THEN LET C=31
35 CLS
40 PRINT AT 21,0;"(32*1SP)"
50 PRINT AT 20,0;"(99:9W:SP:96:SP:99:9W:9W:SP:98:96:95:SP:SP:9W:99:9W:98:SP:SP:96:95:SP:99:9W:99:9W:99:9W)"
60 PRINT AT 20,C;"(9f)"
70 PRINT AT A,B;"*"
80 PRINT AT A,B;"."
90 LET B=B-(INKEY$="5")+ (INKEY$="8")
100 LET A=A+1
110 IF A=20 AND B=C THEN GOTO 140
120 IF A=21 THEN GOTO 100
130 GOTO 70
140 FOR T=0 TO 20
150 PRINT AT 10,5;"you landed your hanglider ";AT 10,5;"YOU LANDED YOUR HANGLIDER "
160 NEXT T

```

```

170 GOTO 210
180 PRINT AT A,B;"(SP:98:95)";AT A-1,B;"(99:9d:9d:9t)"
190 PRINT AT 10,0;"YOU WERE TORN TO BITS ON THE JAGGED MOUNTAINS"
195 PAUSE 4E4
200 GOTO 210
210 CLS
220 PRINT AT 10,5;"ANOTHER GAME (Y/N)"
230 PAUSE 4E4
240 IF INKEY$="Y" THEN GOTO 1
250 IF INKEY$="N" THEN STOP
260 CLS
270 PRINT AT 0,7;"HANGLIDER "
280 PRINT AT 1,7;"(11*9s)"
285 PRINT "THE OBJECT OF THE GAME IS TO LAND YOUR HANGLIDER ON THE LAND-STRIP."
290 PRINT "YOU MUST DO THIS WITHOUT CRASH-ING INTO THE MOUNTAINS."
300 PRINT "USE KEYS- 5 AND 8 TO MOVE LEFT- AND RIGHT"
303 PRINT AT 10,5;"PRESS ANY KEY TO START."
305 PAUSE 4E4
310 CLS
320 GOTO 10
330 SAVE "HANGLIDER"
340 RUN

```



```

1 REM "DRIVER" by COLIN BIRD
3 PAPER 0: BORDER 0: INK 7
4 LET 1=2: GO SUB 390: GO SUB
390
5 LET r$="bb"      bb"
6 LET a=0
7 LET s=0
10 FOR n=0 TO 20: PRINT "(32*1
98)" : NEXT n: PRINT "bbbbbb(10*1
98)bbbbbbbbbbbbbbbbbb"
20 LET r1=5
30 FOR q=0 TO 300
40 LET s=s+1
50 IF RND>.2 THEN PRINT AT INT
20,INT (RND*30): INK 7: INVERSE
1:"b"
60 IF RND>.9 THEN PRINT AT INT
20,r1+INT (RND*4): INK 6: INVER
SE 1:"c"
70 IF q=100 THEN BEEP .1,1: BE
EP .1,2: BEEP .1,3: BEEP .1,1: I
NK 6: LET r$="bb"      bb"
80 IF q=250 THEN BEEP .1,1: BE
EP .1,2: BEEP .1,3: BEEP .1,1: I
NK 5: LET r$="bb"      bb"
90 IF q=400 THEN BEEP .1,-10:
BEEP .1,-8: BEEP .1,-6: BEEP .1,
-10: INK 6: LET r$="bb"      bb"
100 IF q=550 THEN BEEP .1,0: BE
EP .1,-10: BEEP .1,0: BEEP .1,-1
0: INK 5: LET r$="bb"      bb"
110 IF q=700 THEN BEEP .1,0: BE
EP .1,10: BEEP .1,-10: BEEP .1,-
10: INK 5: LET r$="bb"      bb"
120 LET a=a+(INKEY$="0")-(INKEY
$="8")
130 BEEP .002,0: BEEP .002,1
140 POKE 23692,255
150 PRINT AT 21,31:" "
160 IF r1>10 THEN LET r1=10
170 IF r1<1 THEN LET r1=1
180 PRINT AT 21,r1: PAPER 2: IN
VERSE 1:r$
190 PRINT AT 9,a: INVERSE 1:"a"
200 LET r1=r1+INT (RND*3): LET
r1=r1-INT (RND*3)
210 IF ATTR (10,a)=6 THEN BEEP
.2,10: BEEP .1,-10: BEEP .1,0: L
ET s=s+30: PRINT AT 10,a:"■"
220 IF SCREEN$ (10,a)<" " THEN
GO SUB 250
230 NEXT q: CLS: FOR n=0 TO 10
: BEEP .1,INT (RND*60): NEXT n
GO TO 10
240 STOP
250 LET l=1-1: FOR n=0 TO 5: BE
EP .2,-10: PRINT AT 10,a: FLASH
1:"b": BEEP .2,-1: PRINT AT 10,a
: FLASH 1:"a": NEXT n
260 IF l>1 THEN GO SUB 290: NEX
T q
270 IF l<0 THEN CLS: BEEP .01
,-10: PRINT AT 10,10:"NO LIVES L
EFT": AT 15,10:"SCORE= "a": PRINT
AT 21,0: FLASH 1:"ANY KEY TO CO
NTINUE": IF INKEY$="" THEN PAUSE
0: PAUSE 10: RUN
280 LET r1=5: INK 7: FOR n=0 TO
20: PRINT "(32*108)" : NEXT n: P
RINT "bbbbbb(10*108)bbbbbbbbbbbbbb
bbbb"
290 RETURN
300 FOR f=0 TO 1
310 FOR n=4 TO 7: INK n
320 BEEP .03,n+n
330 PRINT AT 0,10:"DRIVER": AT 1
,12:"cccccc"
340 PRINT "" You must drive a
long the road for as long as p
ossible without hitting the rock
s (b),and also collecting the b
ags of money for extra points
"
350 PRINT "" You have only 2 li
ves"
360 PRINT "" FLASH 1:"KEYS": FL
ASH 0:" '8' is left," '0' is r
ight."
370 NEXT n: NEXT f
380 PRINT AT 21,10: FLASH 1:"AN

```



DRIVER

```

Y KEY TO START": IF INKEY$="" TH
EN GO TO 390
385 CLS: RETURN
390 FOR q=1 TO 3: READ a: FOR
n=0 TO 7: READ a: POKE USR a+n,
a: NEXT n: NEXT q
400 CLS: RETURN
410 DATA "a",44,118,209,247,239
,247,110,52,"b",14,126,94,127,25
3,127,90,60,"c",126,60,102,219,1
43,223,195,126
420 CLS: PRINT AT 10,10: FLASH
1:"STOP THE TAPE": PAUSE 200: R
UN
500 SAVE "DRIVER" LINE 420

```

MOVE YOUR CAR along the road, steering left with 8 and right with 0. Do not crash into the side of the road or you will lose one of your two lives. Run over bags of money to gain extra points. A change in the colour of the road will be heralded by a small bleeping sound and each time the road colour changes it will also become narrower.

Driver was written for the 16K Spectrum by Colin Bird of Blackpool, Lancashire.



PROTECTOR

YOU ARE in control of a laser tower on the surface of a planet which must be protected by falling meteors. Each time you hit a meteor you gain 10 points but you lose five energy units. You gain five units each time a meteor hits the surface of the planet. If a meteor reaches the reactor at the bottom of the screen you will be destroyed. Move left with "R" and right with "T".

Protector was written for the 16K Spectrum by David Perahia of Kings Langley, Hertfordshire.

```

5 LET HS=0
10 DATA 0,0,0,34,103,247,255,2
55,255,255,255,195,195,255,255,2
55,0,0,31,63,127,255,255,255,0,0
,248,252,254,255,255,255,128,192
,224,246,246,224,192,128,1,3,7,1
11,111,7,3,1
15 DATA 0,62,63,127,255,254,12
0,48,128,32,1,4,16,64,10,144
30 FOR n=144 TO 151
35 FOR i=0 TO 7: READ z: POKE
USR CHR# n+1,z: NEXT i
40 NEXT n
100 GO TO 7000
500 LET O=0
505 LET E=200: LET sc=0

1000 PAPER 0: INK 0: BORDER 0: B
RIGHT 1: CLS
1001 INK 7: BRIGHT 1: PLOT 200,1
75: DRAW 40,-40,2
1004 INK 7: BRIGHT 1: CIRCLE 50,
149,16: FOR N=0 TO 60: INK 7: PL
OT INT (RND*255),INT (RND*40)+13
5: BEEP .005,0: NEXT N
1005 INK 6: PAPER 0: PRINT AT 17
,0:"333333333333333333333333333333
3333"
1010 PRINT AT 10,0:"32*isp"

1015 PAPER 0: INK 5: PRINT AT 19
,0:"bbbbbbbbbbbbbbbbbbbbbbbbbbbbbb
bbbb"

```



```
1020 PRINT AT 20,0; INK 0; PAPER
5; "
```

```
1025 INK 2; PAPER 0; PRINT AT 21
,0;"cdcdcdcdcdcdcdcdcdcdcdcdcdcd
cdcd"
```

```
1030 FOR n=14 TO 19: PRINT AT n,
15; INK 5; PAPER 0;"bb"; NEXT n
1035 PRINT AT 14,14; INK 5; PAPE
R 0;"f"
```

```
1040 PRINT AT 14,17; INK 5; PAPE
R 0;"e"
```

```
1045 INK 5; PRINT AT 10,10;"HIGH
SCORE - ";HS
```

```
1050 FOR N=0 TO 30: BEEP .02,N;
BEEP .02,N-5; BEEP .03,N+5; NEXT
N
```

```
1060 INK 0; PAPER 0; BRIGHT 1; P
RINT AT 10,10;"
```

```
2000 IF E<0 THEN LET E=0
2002 PRINT #1; AT 1,0; BRIGHT 1;"
SCORE ";SC; PRINT #1; INK 7; BRI
GHT 1; AT 1,16; INK 7; BRIGHT 1;"
ENERGY ";E;" "
```

```
2004 LET n=INT (RND*32)
```

```
2005 FOR q=7 TO 21
```

```
2010 PRINT AT q-1,n; INK 0; PAPE
R 0; BRIGHT 1;" "
```

```
2011 IF INKEY#="" THEN GO TO 202
0
```

```
2013 IF E<=0 THEN GO TO 2020
```

```
2014 IF N>13 THEN GO TO 2017
```

```
2016 IF INKEY#="r" OR INKEY#="R"
THEN INK 7; PLOT 100,60; DRAW -
100,0; INK 0; PLOT 100,60; DRAW
-100,0; GO SUB 9000
```

```
2017 IF N<18 THEN GO TO 2020
```

```
2018 IF INKEY#="t" OR INKEY#="T"
THEN INK 7; PLOT 140,60; DRAW 1
00,0; INK 0; PLOT 140,60; DRAW 1
00,0; GO SUB 9000
```

```
2020 IF ATTR (q,n)<>64 THEN GO T
O 5000
```

```
2022 INK 6; BRIGHT 1; PRINT AT q
,n;"q"
```

```
2025 NEXT q
```

```
5000 LET E=E+5
```

```
5005 IF n=14 OR n=15 OR n=16 OR
n=17 THEN FOR p=0 TO 4: PRINT AT
q-1,n; INK 7;"h"; BEEP .02,0; B
EEP .02,1; NEXT p; PRINT AT q-1,
n; PAPER 0; INK 0; BRIGHT 1;" ";
GO TO 2000
```

```
5025 IF G=21 THEN PRINT AT G-1,N
;" "; GO TO 5060
```

```
5050 FOR p=0 TO 4: PRINT AT q,n;
INK 7;"h"; BEEP .02,0; BEEP .02
,1; NEXT p; PRINT AT q,n; INK 0;
BRIGHT 1; PAPER 0;" "; IF G<>21
THEN GO TO 2000
```

```
5061 FOR N=-10 TO 20: BEEP .02,1
0; PRINT AT 21,0; INK 6; PAPER 0
; BRIGHT 1;"cdcdcdcdcdcdcdcdcdcd
cdcdcdcdcdcdcdcdcdcdcdcdcdcdcd"
```

```
5062 BEEP .02,15; PRINT AT 21,0;
INK 2; PAPER 0; BRIGHT 1;"cdcd
cdcdcdcdcdcdcdcdcdcdcdcdcdcdcd"
```

```
5063 BEEP .02,N+15; PRINT AT 21,
0; INK 7; PAPER 0; BRIGHT 1;"cd
cdcdcdcdcdcdcdcdcdcdcdcdcdcdcd"
NEXT N
```

```
5070 GO TO 9999
```

```
7000 PAPER 0; BORDER 0; BRIGHT 1
; INK 7; CLS
```

```
7005 PRINT AT 0,11;"PROTECTOR"; T
AB 11;"-----"
```

```
7010 LET H#="STR# HS; PRINT AT 0,
3; INK 7;"#HIK"; AT 0,23;"#00000#
"; AT 0,32-3-LEN H#; HS
7015 INK 7; PRINT AT 3,0;"YOU CO
```

NTROL A LASER TOWER ON THE SURFAC
E OF A PLANET WHICH HAS TO BE DEF
ENDED FROM FALLING METEORS"

7020 PRINT AT 8,0;"YOU GET 10 PO
INTS FOR EACH HIT BUT YOU ALSO
LOSE 5 ENERGY UNITS YOU GAIN FIVE
UNITS EACH TIME A METEOR HITS T
HE PLANET SURFACE"

7025 PRINT AT 15,0;" IF A METEOR
HITS THE REACTOR AT THE BOTTOM
OF THE SCREEN, THE PLANET WILL
BE DESTROYED"

7030 PRINT AT 19,0;" / / / / TO
FIRE LEFT / RIGHT"; INK 5; PRIN
T AT 19,1;"R"; AT 19,7;"T"

7040 PRINT AT 21,5; INK 7;"PRESS
ANY KEY TO PLAY"

7042 IF INKEY#<>" " THEN GO TO 50
0

7044 GO TO 7042

7999 PAUSE 0

8000 INK 7; LET A#="YOUR PLANET
HAS BEEN DESTROYED"; LET B#=" Y
OU MANAGED TO SCORE "

8005 FOR N=1 TO LEN A#: PRINT A#
<N>; BEEP .05,20; NEXT N

8007 FOR N=0 TO 100; NEXT N

8010 PRINT : PRINT : FOR N=1 TO
LEN B#: PRINT B#<N>; BEEP .05,2
0; NEXT N

8015 LET s#="STR# sc; INK 7; FLAG
H 0; PRINT AT 2,LEN B#;"00000"; A

T 2,31-LEN s#-3; sc; FOR N=0 TO 3
0; BEEP .01,N+5; BEEP .01,n-5; N
EXT N

8016 IF SC<HS THEN LET I=250
8017 INK 7; IF SC>HS THEN PRINT
AT 10,0; FLASH 1;"YOU HAVE BEATE
N THE HIGH SCORE"; LET I=400; LE
T HS=SC

8020 FOR N=0 TO I; NEXT N

8025 INK 7; BRIGHT 1; CLS; PRIN
T AT 1,2;"-----"; TAB 0;"DO YOU WANT TO PL
AY AGAIN (Y/N)"; TAB 2;"-----"

8030 IF INKEY#="Y" OR INKEY#="y"
THEN GO TO 7000

8035 IF INKEY#="N" OR INKEY#="n"
THEN STOP

8040 GO TO 8030

9000 LET E=E-5


9005 IF q=14 THEN FOR p=0 TO 4:
BEEP .02,20; BEEP .02,19; PRINT
AT q,n; INK 7;"h"; NEXT p; LET O
=0+1; LET sc=sc+10; PRINT AT q,n
; INK 0; BRIGHT 1; PAPER 0;" "
9006 IF O=10 THEN LET E=E+25; LE
T O=0

9007 IF q=14 THEN GO TO 2000

9010 RETURN

9998 GO TO 2000

9999 BRIGHT 1; FOR N=0 TO 10; PA
PER 7; CLS; PAPER 0; CLS; NEXT
N; GO TO 8000



Upgrade your 16K ZX SPECTRUM Now!

The **CHEETAH 32K RAMPACK** simply plugs into the user port at the rear of your computer and increases the memory instantly to 48K.

- ★ Fully compatible with all accessories via rear edge connector
- ★ No need to open computer and invalidate guarantee
- ★ Why send your computer away and wait weeks for upgrade
- ★ Fully cased tested and guaranteed.

Why wait any longer?

Only £39.95 including VAT and P&P.



Now make your Spectrum and ZX-81 Talk

The Cheetah **"SWEET TALKER"** just plugs into the back of the computer using the existing power supply. Based on an allophone system you can easily program any word sentence or phrase. Fully cased, tested guaranteed and compatible with all accessories via rear edge connector. Complete with demonstration cassette and full instructions. No more lonely nights! Simply incredible at £34.95. Please quote when ordering whether Spectrum or ZX-81 Sweet Talker required.

16K RAM Pack for ZX-81
64K RAM Pack for ZX-81

£19.75
£44.75

Prices include VAT, postage & packing. Delivery normally 14 days. Export orders at no extra cost. Dealer enquiries welcome.

Send cheque/PO now to:
CHEETAH MARKETING LTD
Dept SP9
359 The Strand
London WC2R 0HS
Tel: 01-240 7939

32K Ram Pack also available from larger Branches of

John Menzies

and computers for all dealers.



AGF

PROGRAMMABLE JOYSTICK INTERFACE

for
Spectrum
or **ZX81**



ABOUT OUR PROGRAMMABLE INTERFACE

Surpassing the outstanding specification of our Interface Module II which still offers the best software support at its price, a Joystick Interface that is compatible with ALL SOFTWARE through its unique hardware programmable design.

The Interface plugs on to the rear connector of your ZX81 or ZX Spectrum.

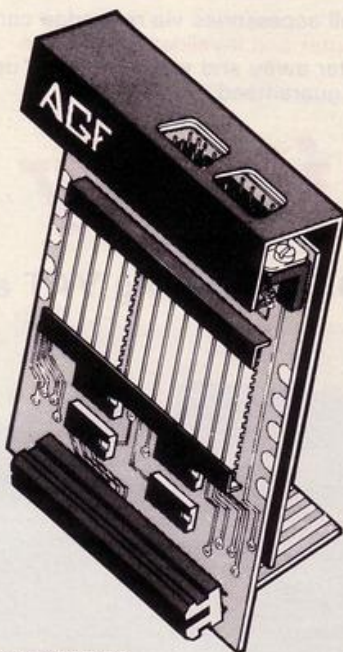
Quick clip-on connections, which are configured from a reference card supplied, allow you to define which of the forty keys are simulated by which action of the Joystick. A pack of ten Quick Reference Programming Cards makes setting for your favourite games even easier. These can be filled in to show at a glance the configuration required and stored in the cassette case of the particular game. When you change to a game using different keys the module is re-programmed in a few seconds.

As with our Interface Module II the Programmable Interface accepts all standard switch Joysticks that are Atari-compatible. Two sockets are available which are connected together for two player games which use the same keys for both players.

The Interface resides in the keyboard address space and does not affect its operation or interfere with any other add-ons. A rear extension edge connector will accommodate expansion of your system.

The unique AGF key simulation principle makes it extremely easy to incorporate Joystick action in your own programs. All eight directions and fire are read by simple BASIC.

With every order comes a free demonstration program called 'Video Graffiti' plus a full set of instructions.



KEY FEATURES

- ★ Programmable design gives TOTAL software support.
- ★ Accepts Atari, Competition Pro, Wico, Starfighter, Quick Shot, Le Stick etc.
- ★ Rear extension connector for all other add-ons.
- ★ Free demo program and instructions.

PACKAGE CONTENTS SUPPLIED

- Programmable Interface Module as illustrated, complete with clip-on programming leads.
- Self adhesive programming chart detailing how to define which key is simulated by UP, DOWN, LEFT, RIGHT, and FIRE. This can be fixed on to the case of your computer or if preferred the protective backing can be left on. The chart is made of a very durable reverse printed plastic and is extremely easy to read.
- One pack of ten Quick Reference Programming Cards for at-a-glance setting to your games requirements. The card allows you to mark the configuration in an easy to read fashion with space to record the software title and company name.
- Video Graffiti demonstration program which is written totally in BASIC to illustrate how all eight directions and fire can be read. This is also a useful high resolution drawing program.
- 12 months guarantee and full written instructions.

JOYSTICKS

ATARI

CONTROLLERS

FOR USE WITH OUR INTERFACE Module or VIC 20, Commodore 64, Atari VCS, Atari 400, Atari 800

If you require extra Joysticks for our original interface module mark order 'OLD' Joysticks

ONLY £7.54 inc VAT + P&P

FROM: MR/MRS/MISS

ADDRESS

SEND C.W.O. (NO STAMP NEEDED) TO: A.G.F. HARDWARE, DEPT. SPR

FREEPOST, BOGNOR REGIS, WEST SUSSEX, PO22 9BR

QTY	ITEM	ITEM PRICE	TOTAL
	PROGRAMMABLE INTERFACE	33.95	
	JOYSTICK(S)	7.54	
	PACK(S) QUICK REFERENCE CARDS	1.00	
ONE	VIDEO GRAFFITI	FREE	
ZX81 <input type="checkbox"/> ZX SPECTRUM <input type="checkbox"/> Please tick DEALER ENQUIRIES WELCOME EXPORT PRICES ON APPLICATION		FINAL TOTAL	

SP9



QUEST

MICROSOFTWARE

FOR ZX SPECTRUM

The battle could be yours.....but it won't be easy!


PARTICIPATION — that is the name of OUR game. All our software contains a unique score verification mechanism allowing us to add a new dimension to computer games. Every July and January we will be publishing a ranking list of the top 1000 scorers in each game with the overall top 100 'grand masters' each receiving certificates of merit bearing their position.

September is the last month to qualify for the Black Hole championship. However, from October the sender of the highest valid score each month will win software of their own choice to the value of £50.

Totally original game plan. Addictive, challenging and offering a complete visual experience with its animated graphics and violent explosive effects. Compatible with ALL leading joysticks.

If you are looking for something that will keep you up all night, cause you to pull your hair out, send you mad with its trickery, then you really shouldn't miss this game. The mystery of "THE PYRAMID" won't take you a few days to solve, it will probably take you a few months.

The Black Hole is a technicoloured confection of special effects...very demanding; magnificent graphics. (Soft)
The explosion effects are some of the best we have seen.
...(Sinc User)



QUEST SPECTRUM SOFTWARE is available from W.H. Smiths, John Menzies and Computers For All

QUEST... ...SIMPLY THE BEST

ASK FOR QUEST SPECTRUM SOFTWARE at your local SOFTWARE RETAILER

THE BLACK HOLE and VIOLENT UNIVERSE for the 16K or 48K Spectrum are obtainable at £5.50 each from QUEST MICROSOFTWARE, 119 THE PROMENADE, CHELTENHAM, GLOS GL50 1NW/ despatched by return first class post together with a membership number entitling you to discount on our forthcoming blockbusting software.

Trade Enquiries welcome — telephone 0242-583661

Send S.A.E. (9 in. x 6 in) for FREE catalogue of our wide range of programs

A black and white cartoon illustration of a stout, elderly woman with a large nose and glasses. She is wearing a floral dress, a pearl necklace, and a small hat with a flower. She is holding a small handbag and a large, round, floral-patterned object (possibly a cushion or a large flower) in front of her. She is standing on a brick wall.

Jannis the Menace was written by George and Matthew Law of Sutton Coldfield, West Midlands for the 16K Spectrum.

Jannis The Menace

```

9010 FOR f=0 TO 7
9020 READ b: POKE USR CHR# n+f,b
    : NEXT f: NEXT n
9030 DATA -1,-1,128,128,128,128,
128,-1,-1,-1,1,1,1,1,-1
9040 DATA -1,-1,-1,195,195,195,1
95,195,195,195,195,195,195,-1,-1
,-1
9050 DATA 0,195,195,246,246,189,
189,153,153,153,153,129,195,102,
60,0,129,195,102,60,0,0,0
9060 DATA 0,0,24,60,60,24,0,0
9070 DATA 1,1,3,7,15,15,15,27,19
,31,35,35,99,67,-1,-1,128,128,19
2,224,240,240,240,240,240,252,25
2,252,254,254,-1,-1
9080 DATA 0,0,0,0,0,15,63,0,0,
0,15,28,124,-1,-1,0,0,0,0,12,6
2,254,127,-1,-1,63,15,0,0,0,-1,-
1,-1,-1,252,0,0,0,-1,-1,-1,31,31
,0,0,0
9900 REM Instructions
9901 PAUSE 150: CLS : PRINT FLAS

```


H 1:AT 0,7;"Jannis the Menace"
9910 PRINT " (no relation to
Dennis) The object of this g
ame is to knock the cans off t
he the wall before your Granny C
omes with her elephant hide De
mon Wacker
Slipper!!!
The controls are:-
6--Left
7--Right
0--Fire"

9920 PRINT AT 21,0;"Press any ke
y to continue": PAUSE 0: BEEP 1,
10: BEEP .5,-30: CLS
9921 PRINT "You can only fire a
stone when the cataPult looks l
ike this e

f. When you have cleare
d a sheet of cans you will hav
e a chance to get some more tim
e before Granny comes.You do
this by knocking the Policem
ans hat off before he reaches th
e other side of the wall if he r
eaches the other side you will
lose forty Points!!

If there are no can
s left and the Police man's hat
does not appear then there is
an invisible can somewh
ere on the wall you have to fin
d it,you maysee the can disappea
ring.
Good luck

9922 PRINT AT 21,0;"Press any ke
y to continue": PAUSE 0: BEEP 1,
10: BEEP .5,-30: CLS
9999 GO TO 15



APE HUNT

MOVE YOURSELF, the plus
sign, up and down the screen
with the usual cursor keys un-
til you are in line with the approaching
ape. When you are both in the same
position press "F" to catch the ape.
After catching 10 apes your time will be
displayed.

The personal best time of Martin
Booth of Halifax, Yorkshire who wrote
the program for the 16K ZX-81, is 87.

```
2 LET B=0
3 LET Z=0
4 LET D=15
5 LET E=INT (RND*10)
6 LET F=INT (RND*5)+12
7 FOR A=0 TO 21
8 LET C=14
9 PRINT AT A,0;"(1SP'9a'28*1s
P'9a'1sP)";
15 NEXT A
18 PRINT AT 1,5;"SCORE=";Z
```

```
19 PRINT AT 1,20;"TIME=";B
20 PRINT AT 10,2;"(9F'26*9a'9f
)"
21 PRINT AT 9,10;"(9a'8*SP'9a)
"
22 PRINT AT 8,11;"(9a)HUNTER(9
a)"
23 PRINT AT 7,12;"(9a'4*SP'9a)
"
24 PRINT AT 6,13;"(9a'2*SP'9a)
"
25 PRINT AT 5,14;"(2*9a)"
26 PRINT AT 4,14;"(98'95)"
30 PRINT AT D,C;"+";AT D,C;"(i
SP)"
33 LET B=B+1
35 PRINT AT F,27;"(3*1sP)"
40 LET D=D+(INKEY#="6")-(INKEY
#="7")
44 IF D=21 THEN LET D=20
45 IF D=11 THEN LET D=12
50 PRINT AT F,E;"(1sP'9a'93'1s
P)"
55 LET E=E+1
60 IF F=D AND E=C AND INKEY#="
F" THEN GOSUB 200
65 IF E=27 THEN LET E=3
100 GOTO 30
200 LET Z=Z+1
205 IF Z=10 THEN PRINT AT 12,8;
"your time was ";B
206 IF Z=10 THEN LET D=D-1
207 PRINT AT D,C;"+";AT D+1,C;
"(2*1sP)"
208 IF D=5 THEN GOTO 220
210 IF Z=10 THEN GOTO 205
215 GOTO 4
220 PRINT AT D,C;"(2*1+)" ;AT D,
C;"+"
230 GOTO 220
300 SAVE "J"
310 RUN
```



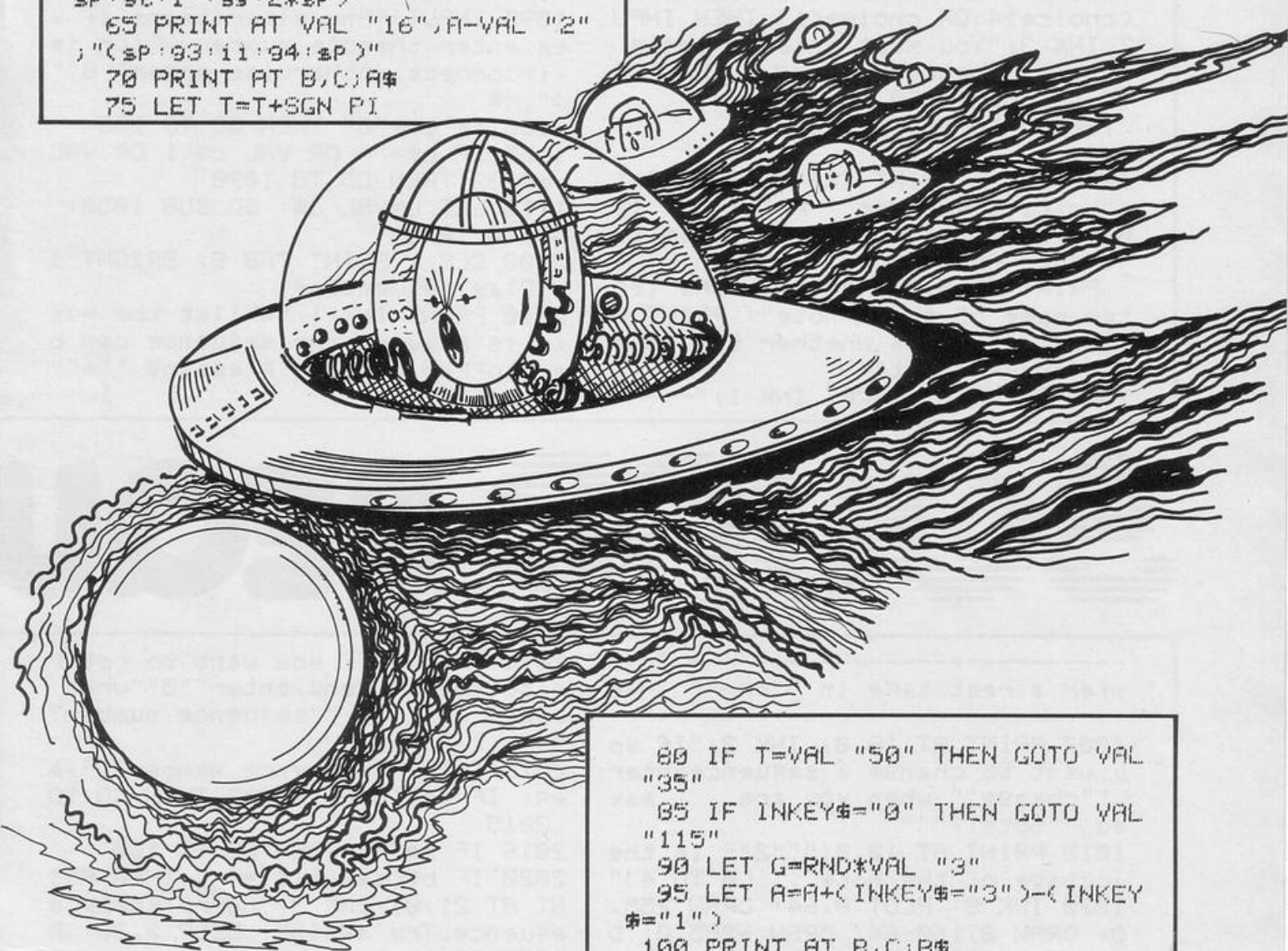

```

10 REM "E"
15 LET S=PI-PI
20 LET A=VAL "12"
25 LET B=PI-PI
30 LET C=VAL "3"
35 CLS
40 LET T=S
45 LET B=B+VAL "2"
50 IF B=VAL "16" THEN PRINT S;
" HITS";X
55 LET A$="(2*SP:99:I":9T:SP:9
T:I":99:SP:99:I":9T:SP:9T:I":99:
SP:99:I":9T:2*SP)"
60 LET B$="(2*SP:9T:I":99:SP:9
9:I":9T:SP:9T:I":99:SP:99:I":9T:
SP:9T:I":99:2*SP)"
65 PRINT AT VAL "16",A-VAL "2"
;"(SP:93:I:94:SP)"
70 PRINT AT B,C)A$
75 LET T=T+SGN PI

```

THE INVADERS descend slowly, speeding as you fire at them. Move left with "1", right with "3", and fire with "0". How many aliens can you hit before you are annihilated?

81 **Invaders** was written by Gary Shields for the 1K ZX-81.



```

80 IF T=VAL "50" THEN GOTO VAL
"35"
85 IF INKEY$="0" THEN GOTO VAL
"115"
90 LET G=RND*VAL "3"
95 LET A=A+(INKEY$="3")-(INKEY
$="1")
100 PRINT AT B,C)B$
105 LET C=C+((G>1.5) AND C<VAL
"7")-((G<1.5) AND C>SGN PI)
110 GOTO VAL "65"
115 PRINT AT B,A;"+"
120 IF A$((A-C)+SGN PI)<>"(I)"
THEN GOTO VAL "65"
125 LET A$((A-C TO A-C+2))=" "
130 LET B$((A-C TO A-C+2))=" "
135 PRINT AT B,A-SGN PI;"***"
140 LET S=S+SGN PI
145 IF A$="
" THEN GOTO VAL "55"
150 GOTO VAL "65"

```

81 INVADERS


```

10 DIM b$(9,32,3)
20 LET c=-24: LET cs=-23: LET
d=-22: LET ds=-21: LET e=-20: LE
T f=-19: LET fs=-18: LET g=-17:
LET gs=-16: LET a=-15: LET as=-1
4: LET b=-13

```

```

100 CLS : PRINT TAB 13; BRIGHT
1;"MENU" PRINT AT 2,8; INK 1;"1
Write Sequences"; INK 3; AT 6,8;
"2 Play sequences"; INK 0; AT 10,
8;"3 Load sequences"; AT 14,8;"4
Save sequences"

```

```

110 INPUT INK 3;"Your choice (1
TO 4)?" ; choice

```

```

120 IF (choice<>INT choice) OR
(choice>4 OR choice<1) THEN INPU
T INK 3;"You must enter a whole
number between 1 and 4.TRY AGA
IN "; choice; GO TO 120

```

```

130 GO TO choice*1000

```

```

1000 CLS : PRINT TAB 7; BRIGHT 1
;"Write sequences"; PRINT INK 1;
AT 2,0;"Notes must be entered in
the form ""cs2"" or ""f 0""
: PRINT AT 6,0;"""c"" is the let
ter name of the note"; PRINT A
T 9,0;"""s"" is whether the note
is sharp or not"

```

```

1005 PRINT AT 14,0; INK 1;"-----

```

```

OR CODE a$(3)<48 OR CODE a$(3)>
52 THEN PRINT AT 21,0; INK 3;"ER
ROR IN ENTRY: PLEASE RE-ENTER"; B
EEP 2,25; PRINT AT 21,0;"

```

```

": GO T

```

```

0 1050

```

```

1065 LET b$(seq,u)=a$

```

```

1070 RETURN

```

```

1080 NEXT u

```

```

1090 CLS : PRINT TAB 7; BRIGHT 1
;"Write sequences"; FOR n=1 TO 1
6: PRINT n;" "; TAB 4;b$(seq,n),n
+16;" "; b$(seq,n+16); NEXT n

```

```

1095 INPUT "Any alterations (if y
es, enter the note number which is
incorrect, otherwise enter ""0""
)"; c$

```

```

1100 IF c$="" THEN GO TO 100

```

```

1105 IF c$="" OR VAL c$<1 OR VAL
c$>32 THEN GO TO 1090

```

```

1110 LET u=VAL c$: GO SUB 1050;
GO TO 1090

```

```

2000 CLS : PRINT TAB 9; BRIGHT 1
;"Play sequences"

```

```

2010 PRINT INK 1;"Whilst the mus
ic is playing, the sequence can b
e stopped by pressing ""s""
"

```

SOUND SEQU

```

----- To e
nter a rest, type in ""rrr"" ---
-----

```

```

1007 PRINT AT 18,0; INK 2;"If yo
u want to change a sequence enter
""change"" when you are ask
ed ""note1?""

```

```

1010 PRINT AT 12,0;"""2"" is the
octave of the note (0 TO 4)"

```

```

1020 INK 0; PLOT 0,64; DRAW 255,
0; DRAW 0,160-64; DRAW -255,0; D
RAW 0,-(160-64); INK 0

```

```

1030 INPUT "Sequence number (1 t
o 10)?" ; seq; IF seq<1 OR seq>10
OR INT seq<>seq THEN GO TO 1030
1045 FOR u=1 TO 32: GO SUB 1050;
NEXT u: GO TO 1090

```

```

1050 INPUT "note"; (u); "?" ; a$; IF
a$="change" THEN GO TO 1090

```

```

1053 IF a$="rrr" THEN LET b$(seq
,u)=a$: RETURN

```

```

1055 IF a$="" OR LEN a$<>3 THEN
GO TO 1050

```

```

1060 IF CODE a$<97 OR CODE a$>10
3 OR (a$(2)<>"s" AND a$(2)<>" ")

```

```

2013 PRINT "If you want to retur
n to the menu, enter ""0"" when
asked ""sequence number?
""

```

```

2015 INPUT "Sequence number? "; s
eq; IF seq<0 OR seq>9 THEN GO TO
2015

```

```

2016 IF seq=0 THEN GO TO 100

```

```

2020 IF b$(seq,1,1)=" " THEN PRI
NT AT 21,0; INK 3;"Sorry, Empty s
equence. Try again"; BEEP 2,30; P
RINT AT 21,0;"

```

```

": GO TO 2015

```

```

2025 PRINT AT 10,0;"Sequence num
ber:" ; seq

```

```

2030 INPUT "Tempo?"; tem; IF tem<
=0 THEN PRINT AT 21,0; INK 3;"In
valid tempo (too small)"; BEEP 2
,30; PRINT AT 21,0;"

```

```

": GO TO 203

```

```

0

```

```

2035 PRINT AT 12,0;"Tempo:" ; tem

```

```

2040 PRINT INK 3;"PRESS ANY KEY
TO START"; PAUSE 0

```



```

2045 FOR n=1 TO 32
2050 LET z$=INKEY$: IF z$="s" TH
EN GO TO 2300
2060 IF b$(seq,n)="rrr" THEN PAU
SE 50/tem: GO TO 2080
2070 BEEP 1/tem,VAL b$(seq,n, TO
2)+(VAL (b$(seq,n,3))*12)
2080 NEXT n
2090 GO TO 2045
2300 INPUT "Do want to change te
mpo or      sequence (y/n)?":a$
IF a$(1)="n" THEN GO TO 100
2310 GO TO 2000
3000 CLS : PRINT TAB 9; BRIGHT 1
;"Load sequences"

```

```

3010 PRINT AT 2,0; INK 1;"Positi
on tape at the appropriate Place:
The first set of sequences that t

```

A SEQUENCER is usually used with a synthesiser, playing a repeated pattern of notes, employing the synthesiser to make the sounds. It splits a bar of music into 16 events, each containing either a note or a rest which lasts as long as the event.

S Hiller of Welling, Kent has written a program which allows you to compose two bars of music, to play them back repeatedly at a variety of tempos, and to load and save them (16K Spectrum).

SENCER

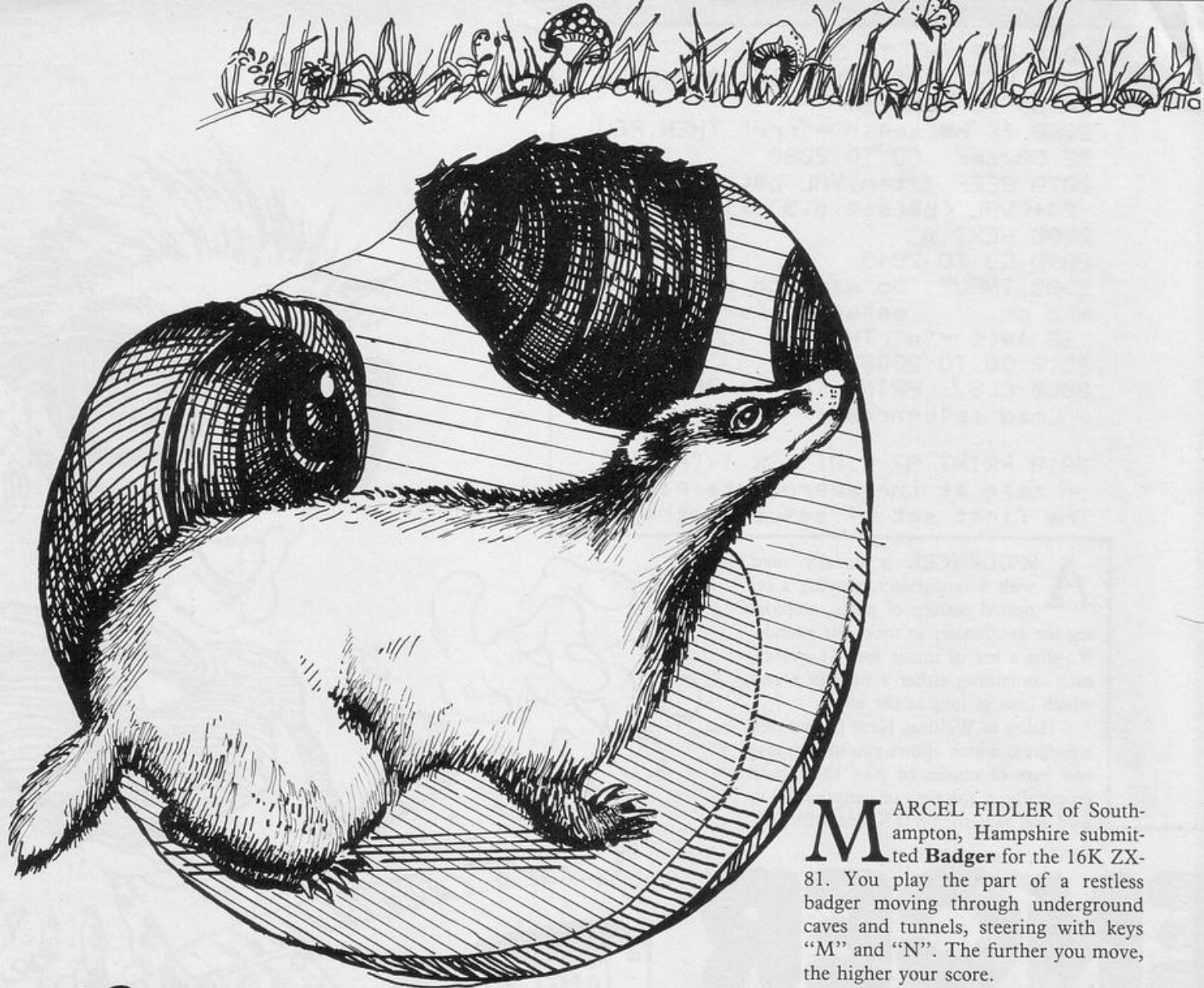
he computer finds will be loaded "

```

3020 PRINT FLASH 1; INK 3;"PRESS
ANY KEY TO START"
3030 LOAD "sequences" DATA b$( )
3040 PRINT CHR$ 11: PRINT "Seque
nces Loaded"
3050 PAUSE 100: GO TO 100
4000 CLS : PRINT TAB 9; BRIGHT 1
;"Save sequences"
4010 PRINT AT 2,0; INK 1;"Positi
on tape at the appropriate Place.
All sets of sequences have the na
me "sequences"
4020 SAVE "sequences" DATA b$( )
4030 PRINT "
-----": PRINT TAB 9; BRIG
HT 1;"Verification": PRINT INK 1
;"Position tape back to the
beginning of the last set of
sequences, and then start the
tape running": VERIFY "": PRIN
T FLASH 1;"VERIFIED": PAUSE 100:
GO TO 100

```





MARCEL FIDLER of Southampton, Hampshire submitted **Badger** for the 16K ZX-81. You play the part of a restless badger moving through underground caves and tunnels, steering with keys "M" and "N". The further you move, the higher your score.

BADGER

```

2 FOR A =1 TO 10
3 PRINT "(1SP)      (1SP)"
4 NEXT A
5 LET P =3
6 LET S =0
7 LET A=INT (RND*5+1)
8 GOSUB 20
9 GOSUB 24
10 IF R=128 THEN GOTO 30
11 IF RND<.7 THEN GOTO 8
12 FOR A=1 TO 4
13 SCROLL
14 PRINT AT 9,0;"(1SP)      (1SP)"
15 IF RND<.3 AND A>1 AND A<4 THEN PRINT AT 9,P;"(1SP)"
16 GOSUB 24
17 IF R=128 THEN GOTO 30
18 NEXT A
19 GOTO 7
20 SCROLL
21 PRINT AT 9,0;"(7*1SP)"
22 PRINT AT 9,A;" "
23 RETURN
24 PRINT AT 9,P;
25 LET R=PEEK (PEEK 16398+256*PEEK 16399)
26 PRINT "+"
27 LET S=S+1
28 LET P=P+(INKEY$="M")-(INKEY$="N")
29 RETURN
30 PRINT AT 4,P;"SCORE=";S
35 RETURN

```




THIS PROGRAM by Rodney Muskett of Perranporth, Cornwall allows you to use your 48K Spectrum as a **Word Processor** for up to 160 lines of text. It includes clear instructions allowing you to enter text and then to load, save, display or edit that text. Lines must not exceed 32 characters or the ending will be lost.

WORD PROCESSOR

```

2 REM ON 48K
5 LET X=0: LET B=0: LET G=900
0: DIM A(3)
6 DIM T$(160,32)
7 CLS
10 FOR F=1 TO 3
20 GO SUB G
30 PRINT AT 10,3;" INPUT "A$;"
AT 12,7;"COLOUR"
40 LET G=G+2
50 INPUT A(F)
55 CLS
60 NEXT F
70 BORDER A(1): PAPER A(2): IN
K A(3)
80 CLS
150 CLS
200 REM OPTIONS
205 CLS: PRINT AT 1,5;"PRESS N
UMBER OF OPTION"
210 PRINT AT 5,0;"OPTION 1";TAB
10;"ENTER TEXT"

215 PRINT
220 PRINT "OPTION 2";TAB 10;"PR
INTOUT TEXT"
225 PRINT
230 PRINT "OPTION 3";TAB 10;"SA
VE TEXT"
235 PRINT
240 PRINT "OPTION 4";TAB 10;"LO
AD TEXT"
245 PRINT
250 PRINT "OPTION 5";TAB 10;"ED
IT TEXT"

```

```

255 PRINT
270 PRINT "OPTION 6";TAB 10;"EN
D"
275 PRINT: PRINT "OPTION 7";TA
B 10;"PRINT TEXT ON SCREEN"
280 IF INKEY"<" THEN GO TO 28
0
290 IF INKEY$="" THEN GO TO 290
300 IF INKEY$="1" THEN GO TO 10
00
310 IF INKEY$="2" THEN GO TO 20
00
330 IF INKEY$="3" THEN GO TO 30
00
340 IF INKEY$="4" THEN GO TO 40
00
350 IF INKEY$="5" THEN GO TO 50
00
360 IF INKEY$="6" THEN GO TO 60
00
365 IF INKEY$="7" THEN GO TO 70
0
370 GO TO 290
700 REM PRINT ON SCREEN
705 CLS
710 GO SUB 8000
720 FOR F=1 TO X
730 PRINT T$(F)
740 NEXT F

745 PRINT "PRESS ANY KEY TO CON
TINUE": PAUSE 0
750 GO TO 200
1000 REM INPUT ROUTINE

```

```

1001 CLS
1002 GO SUB 9100
1005 LET C=1
1009 IF C=160 THEN PRINT "THAT W
AS YOUR LAST LINE": GO TO 200
1010 INPUT "TO END TYPE END ";T$
(C)
1020 IF T$(C)="END
" OR T$(C)="end
" THEN
N GO TO 200
1030 PRINT T$(C)
1040 LET C=C+1
1050 GO TO 1009
2000 REM OUT PUT ROUTINE
2050 GO SUB 8000
2100 FOR F=1 TO X

2110 LPRINT T$(F)
2115 NEXT F
2120 GO TO 200
3000 REM SAVE ROUTINE
3010 CLS: PRINT AT 10,0;" INPUT
NAME OF TEXT"
3020 INPUT S$
3030 SAVE S$ DATA T$(C)
3040 GO TO 200
4000 REM LOAD TEXT ROUTINE
4010 CLS: PRINT AT 10,0;" INPUT
NAME OF TEXT"
4020 INPUT S$
4025 PRINT "start tape"
4030 LOAD S$ DATA T$(C)
4035 PRINT "STOP TAPE"
4040 GO TO 200

```




```
5000 REM EDIT ROUTINE
5001 CLS
5010 GO SUB 8000
```

```
5020 PRINT "TO EDIT LAST LINE PR
ESS 0"
5025 PRINT
5030 FOR F=1 TO X
5040 IF T$(F)="END
      " OR T$(F)="end
      " THE
```

```
N GO TO 200
5050 PRINT T$(F); POKE 23692,255
5060 PAUSE 150
5070 IF LEN INKEY$=0 THEN NEXT F
GO TO 200
```

```
5080 CLS : PRINT "PRESS KEY APPR
OPIATE"
5090 PRINT : PRINT "1 CONTINUE"
5100 PRINT : PRINT "2 EDIT THIS
LINE"
5110 PRINT : PRINT "3 UP ONE LIN
E"
5120 PRINT : PRINT "4 DOWN ONE L
INE"
5125 PRINT AT 19,0,T$(F)
```

```
5130 IF INKEY$("<") THEN GO TO 51
30
5140 IF INKEY$="" THEN GO TO 514
0
```


```
5150 IF INKEY$="1" THEN CLS : NE
XT F
5160 IF INKEY$="2" THEN GO TO 52
00
5170 IF INKEY$="3" THEN LET F=F-
1: GO TO 5125
5180 IF INKEY$="4" THEN LET F=F+
1: GO TO 5125
5190 GO TO 5130
5200 CLS : PRINT AT 5,0;"REWRITE
THIS LINE CORRECTLY!"
5210 PRINT AT 16,0,T$(F)
5220 INPUT T$(F)
5225 CLS : PRINT "TO EDIT LAST L
INE PRESS 0": PRINT : PRINT T$(F
)
5230 NEXT F
```

```
5240 GO TO 200
6000 REM END ROUTINE
6010 NEW
8000 REM SERCH ROUTINE
8010 FOR N=1 TO 160
8020 IF T$(N)="END
      " OR T$(N)="end
      " THE
```

```
N LET X=N: RETURN
8030 NEXT N
8040 RETURN
8999 GO TO 9998
9000 LET A$="BORDER"
9001 RETURN
9002 LET A$="PAPER"
9003 RETURN
9004 LET A$="INK"
9005 RETURN
9100 PRINT "THIS WORD PROCESSER
WORKS JUST LIKE A TYPEWRITER.AT
THE END OF EACH LINE YOU PRESS
ENTER."
9110 PRINT : PRINT : PRINT : PRI
NT :
9130 PRINT "PRESS ANY KEY TO CON
TINUE"
9140 PRINT
9150 PAUSE 0
9155 CLS
9160 RETURN
```

THE SCREEN displays a stretch of sea with two boats in it—one large, one small. Lurking underneath is your submarine with its torpedo ready to fire. Guide the torpedo forward with "8" and upward with "7". Once it has exploded another will appear. They will continue to appear until your time has elapsed. If you destroy the boats completely press "0" to stop the time.

Torpedo was written for the 1K ZX-81 by Robert Gill of Portsmouth, Hampshire.

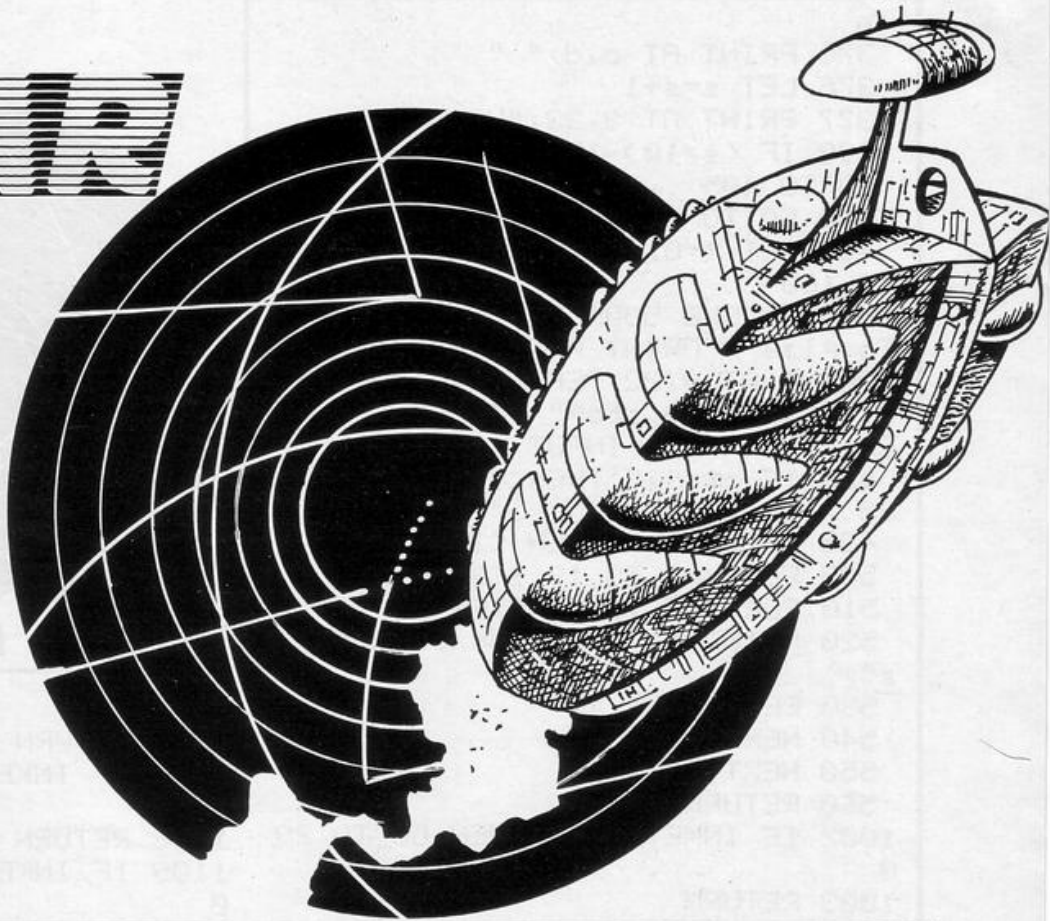


TORPEDO

```
1 REM "rn"
10 LET A=10
10 LET T=110
20 LET C=INT (RND*6+5)
30 PRINT AT 10,2;"(22*9d)";AT
10,C;"(99*96)";AT 10,C+6;"(99*96
'99*96'96*99)";AT 19,1;"(96*9w)"
40 LET A=1
50 LET B=20
60 PRINT AT 0,0,T;" ";AT B,A;"
(99*91)";AT B+1,A+1;" "
70 IF INKEY$="7" AND A>2 THEN
```

```
LET B=B-1
80 IF INKEY$="8" AND A<22 AND
B>10 THEN LET A=A+1
90 IF INKEY$="0" THEN STOP
100 LET T=T-1
110 IF B=9 THEN GOTO 140
120 IF T<0 THEN GOTO 160
130 GOTO 60
140 PRINT AT 10,A;"(2*9d)"
150 GOTO 40
160 PRINT AT 19,1;"(94*95*94)"
```


RADAR GRID



DEEP IN SPACE your radar screen detects an alien attack. To destroy an alien you must pinpoint its position on the grid by pressing the letter and then the number of the grid square in which it is situated. If you miss 10 aliens your ship is destroyed and the game ends.

Radargrid was written for the 48K Spectrum by Bill Lythgoe of Shevington, Wigan. The length of time for which each alien remains on the screen is governed by line 240. Change the 10 to a smaller number for a faster-moving game.

```

1 REM radargrid
10 GO SUB 1200
20 LET a=2
30 BORDER 1: PAPER 1: INK 7: C
LS
40 PRINT AT 1,15;"a"
50 BEEP .2,7: BEEP 1,4,5
60 PRINT "Deep in space your
radar screen detects an alien at
tack." "To destroy an alien you
must PinPoint its Position on t
he grid by Pressing FIRST the l
etter THEN the number." "You
must do this before the next ali
en appears." "If you miss 10 al
iens your ship is destroyed and
the game is over." "Press an
y key to Play."
70 PRINT AT 20,15;"b"
75 BEEP .2,12: BEEP 1,4,10
80 PAUSE 0
85 CLS
90 LET l=1: LET s=0: LET t=0
95 FOR a=12 TO 172 STEP 16
100 PLOT 12,a: DRAW 160,0
110 NEXT a
120 FOR b=12 TO 172 STEP 16
130 PLOT b,12: DRAW 0,160
140 NEXT b
150 PRINT " " "g" " " "g" " "
7 " " "6" " " "5" " " "4" " "
3 " " "2" " " "1" " " "g" " "

```

```

a b c d e f g h i j"
160 IF a=0 THEN LET a=2
180 BORDER a
210 LET c=((((INT (RND*10))+0.5)
*2)
220 LET d=((((INT (RND*10))+1)*2
)
230 LET f=RND*12
240 FOR x=0 TO 10
250 PRINT AT c,d;"a": BEEP .2*1
,f
255 GO SUB 1000+d
260 PRINT AT c,d;"b": BEEP .2*1
,f-2
280 NEXT x
282 LET t=t+1
283 PRINT AT 5,23;"Misses ":t
284 IF t=10 THEN GO TO 410
285 GO TO 200
300 FOR y=0 TO 10
310 PRINT AT c,d;"a": BEEP .2*1
,f
320 GO SUB 1100+c
330 PRINT AT c,d;"b": BEEP .2*1
,f-2
350 NEXT y
352 LET t=t+1
354 PRINT AT 5,23;"Misses ":t
356 IF t=10 THEN GO TO 410
360 GO TO 200
370 PRINT AT c,d;"p": FOR n=12
TO -12 STEP -1: BEEP .01,n: NEXT

```



```

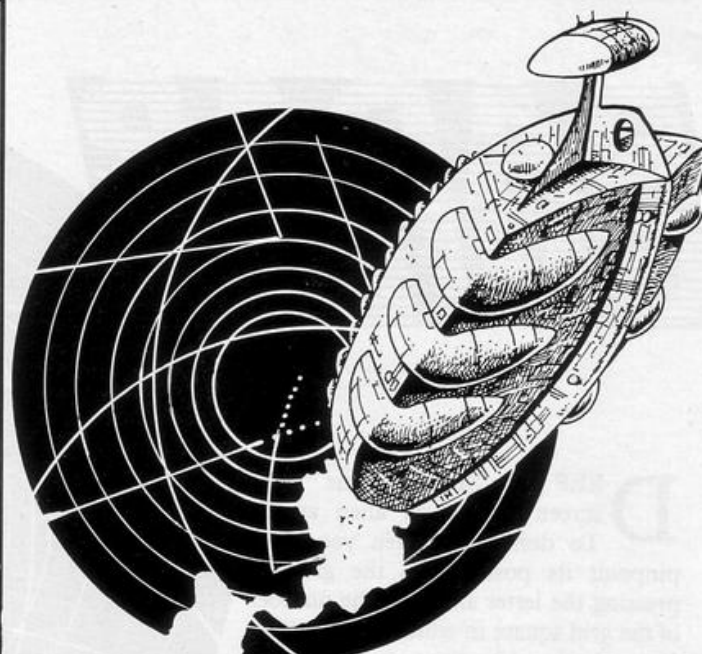
n
375 PRINT AT c,d;" "
376 LET s=s+1
377 PRINT AT 3,23;"Hits ":s
390 IF (s/10)-INT (s/10)=0 THEN
GO TO 405
400 GO TO 200
405 LET l=0.7*k1: LET q=q+1: GO
TO 160
410 GO SUB 500: PRINT AT 7,22;"
To Play": PRINT AT 8,22;"again":
PRINT AT 9,22;"ENTER y": PRINT
AT 11,22;"To stop": PRINT AT 12,
22;"ENTER n": INPUT a$
420 IF a$="y" THEN CLS GO TO
20
430 IF a$="n" THEN STOP
500 FOR y=1 TO 19 STEP 2
510 FOR x=2 TO 20 STEP 2
520 PRINT AT y,x: INK 2+RND*5;"
a"

```

```

530 DEEP .005,x
540 NEXT x
550 NEXT y
560 RETURN
1002 IF INKEY$="a" THEN GO TO 29
0
1003 RETURN
1004 IF INKEY$="b" THEN GO TO 29
0
1005 RETURN
1006 IF INKEY$="c" THEN GO TO 29
0
1007 RETURN
1008 IF INKEY$="d" THEN GO TO 29
0
1009 RETURN
1010 IF INKEY$="e" THEN GO TO 29
0
1011 RETURN
1012 IF INKEY$="f" THEN GO TO 29
0
1013 RETURN
1014 IF INKEY$="g" THEN GO TO 29
0
1015 RETURN
1016 IF INKEY$="h" THEN GO TO 29
0
1017 RETURN
1018 IF INKEY$="i" THEN GO TO 29
0
1019 RETURN
1020 IF INKEY$="j" THEN GO TO 29
0
1021 RETURN
1101 IF INKEY$="9" THEN GO TO 37
0
1102 RETURN
1103 IF INKEY$="8" THEN GO TO 37
0
1104 RETURN
1105 IF INKEY$="7" THEN GO TO 37
0


```



```

0
1106 RETURN
1107 IF INKEY$="6" THEN GO TO 37
0
1108 RETURN
1109 IF INKEY$="5" THEN GO TO 37
0
1110 RETURN
1111 IF INKEY$="4" THEN GO TO 37
0
1112 RETURN
1113 IF INKEY$="3" THEN GO TO 37
0
1114 RETURN
1115 IF INKEY$="2" THEN GO TO 37
0
1116 RETURN
1117 IF INKEY$="1" THEN GO TO 37
0
1118 RETURN
1119 IF INKEY$="0" THEN GO TO 37
0
1120 RETURN
1200 FOR n=1 TO 3: READ p$
1210 FOR f=0 TO 7
1220 READ a: POKE USR p$+f,a
1230 NEXT f
1240 NEXT n
1250 DATA "a",BIN 01111110,BIN 1
1011011,BIN 11111111,BIN 1100001
1,BIN 01111111,BIN 01001001,BIN
11011011,BIN 10010010
1260 DATA "b",BIN 01111110,BIN 1
1011011,BIN 11111111,BIN 1100001
1,BIN 11111110,BIN 10010010,BIN
11011011,BIN 01001001
1270 DATA "p",BIN 10010001,BIN 0
1000010,BIN 00100100,BIN 0000000
1,BIN 10000000,BIN 00100100,BIN
01000010,BIN 10001001
1290 RETURN

```

BLAST FROM THE PAST


FOUR AGGRESSIVE spaceships appear at the top of the screen. You are charged with the defence of Earth and, for the job, have only a refurbished cannon. Press 0 to blast falling bombs and gain points. The cannonball with move only so long as you continue pressing 0. The further a bomb is from your cannon the more points you gain for hitting it.

Blast from the Past was written for the 16K ZX-81 by G Aitken of Warrington, Cheshire.

```

1 LET HS=0
2 CLS
10 RAND
14 LET C=0
15 LET X=10
16 LET Z=0
20 FOR I=6 TO 20
30 PRINT AT 21,1;"-"
40 NEXT I
50 PRINT AT 0,13;"(ge:1 :9n)";
AT 0,17;"(ge:1 :9n)";AT 0,21;"(ge:1 :9n)";AT 0,25;"(ge:1 :9n)";
60 PRINT AT 19,7;"(96:9e:97)";
AT 20,6;"(9t:0)"
100 LET D=INT (RND*4)
101 LET C=C+1
103 IF Z>HS THEN LET HS=Z
104 PRINT AT 0,0;"HI-SCORE=";HS
105 PRINT AT 0,0;"SCORE=";Z
106 PRINT AT 9,0;"SHOTS=";C
107 IF C=11 THEN GOTO 3035
110 LET P=0
120 LET X=10
125 PRINT AT 10,11;"
"
130 PRINT AT 19,11;"
"
135 PRINT AT 20,11;"
"
200 IF D=0 THEN GOSUB 2000
210 IF D=0 THEN GOTO 100
300 IF D=1 THEN LET P=4
305 IF D=1 THEN GOSUB 2000
310 IF D=1 THEN GOTO 100
400 IF D=2 THEN LET P=0
405 IF D=2 THEN GOSUB 2000
410 IF D=2 THEN GOTO 100
500 IF D=3 THEN LET P=12
505 IF D=3 THEN GOSUB 2000
510 GOTO 100
2000 FOR A=1 TO 20
2010 PRINT AT A,14+P;"*"
2015 PRINT AT A,14+P;" "
2020 IF INKEY#="0" THEN GOSUB 29
30
2030 IF 14+P=X-1 AND A=19 THEN P
PRINT AT 10,X-2;"(9w:sp:9t)";AT 1
9,X-1;"*";AT 20,X-2;"(9t:sp:9w)";
2040 IF 14+P=X-1 AND A=19 THEN L
ET Z=Z+1+D
2490 NEXT A
2500 RETURN
3005 PRINT AT 19,X;"."
3010 PRINT AT 19,X;" "
3015 LET X=X+1
3020 IF X=31 THEN LET X=10
3030 RETURN
3035 PRINT AT 10,0;"
"
3037 PRINT AT 9,7;"0"
3040 PRINT AT 19,4;"YOUR 10 SHOT
S ARE OVER."
3045 PRINT AT 20,0;"
"
3050 PRINT AT 21,2;"DO YOU WISH
ANOTHER GO? (Y/N)"
3060 IF INKEY#="Y" THEN GOTO 2
3070 IF INKEY#("<")"N" THEN GOTO 30
60
3080 STOP
4000 SAVE "SHOOT"
4010 PRINT AT 0,12;"SHOOT";TAB 1
2;"(5*97)"
4015 PRINT AT 4,3;"< USE 0 KEY T
O FIRE CANON >"
4030 PRINT AT 21,2;"PRESS NEWLIN
E TO PLAY SHOOT"
4040 INPUT A#
4050 RUN

```

```

30 PRINT "Two rival gangs arm
ed with water pistols meet up one
night in the desert to fight."
40 PRINT "The gang on my left
are "; INK 3; "MAGENTA"
50 PRINT "The gang on my right
are "; INK 1; "BLUE"
60 PRINT "Please wait whilst
the user definable graphics
are loaded" "In good SINCLAIR t
radition some music (?) will be
played while you wait."
70 GO SUB 9000
80 DIM a$(704)
90 PRINT OVER 1; INK 4; PAPER
0; AT 0,0;a$
100 BORDER 4
110 PRINT AT 21,2;"Press ENTER
key TO CONTINUE"
120 PAUSE 4e4
140 PRINT AT 1,0; OVER 1; INK 7
;a$( TO 672)
150 PRINT AT 2,0;"A MESSAGE TO
THE "; INK 1;"BLUE"; INK 0;" GAN
G"
160 PRINT "Your controls are ;
-"
170 PRINT "KEY! FUNCTION"
180 PRINT " 1 !Moves you up."
190 PRINT " 2 !Moves you down."
200 PRINT " 0 !Draw (you can't
move now)."
210 PRINT " W !Put gun back in
holster (you !can move again n
ow)."
220 PRINT " A !SQUIRT [fine]."
230 PRINT AT 21,2;"Press ENTER
key TO CONTINUE"

```

```

240 BORDER 0
250 PAUSE 4e4
260 PAPER 2; INK 7; PRINT AT 0,
0; INK 6; PAPER 2; OVER 1;a$; AT
1,0; OVER 0;a$( TO 672)
350 PRINT AT 2,0;"A MESSAGE TO
THE "; INK 3;"MAGENTA"; INK 7;"
GANG"
360 PRINT "Your controls are ;
-"
370 PRINT "KEY! FUNCTION"
380 PRINT " 0 !Moves you up."
390 PRINT INK 2; PAPER 0;"SYMBOL
SHIFT"; INK 7; PAPER 2;"!Moves
you down."
400 PRINT " P !Draw (you can't
move now)."
410 PRINT " 0 !Put gun back in
holster (you !can move again n
ow)."
420 PRINT " L !SQUIRT [fine]."
430 PRINT AT 21,2;"Press ENTER
key TO CONTINUE"
440 PAUSE 4e4
450 PRINT AT 1,0;a$( TO 672)
460 BORDER 6
500 PRINT AT 1,0;" AND SOME INS
TRUCTIONS TO BOTH:-"
510 PRINT "You may press more
than one key at a time."
520 PRINT "You may shoot out an
y object."
530 PRINT "You can move off the
screen" "(i.e. if you move off
the top you reappear at the bo
ttom)."
540 PRINT "Only one pair of gun
men fight at once BUT sometimes a

```

WAGGON will come down the screen
to try and shoot you in the leg
s but you will survive if you
are behind a CACTUS."

```

550 PRINT FLASH 1' BRIGHT 1'"ST
ART THE TAPE"
560 LOAD ""

```

```

600 SAVE "WAIT THEN STOP TAPE"
LINE 1
8999 STOP

```

```

9000 FOR J=144 TO 164: BEEP .4,-
140+(J*1.2): FOR k=0 TO 7: BEEP

```

```

.002,40+(k*2): READ n: POKE USR
CHR$ J+k,n: NEXT k: NEXT J
9020 RETURN

```

```

9030 DATA 24,126,24,24,126,126,1
26,126,126,126,60,60,60,60,126,2
55,24,126,24,24,63,63,60,60,56,5
6,24,24,24,24,20,30,0,0,0,0,222,
200,0,0,24,126,24,24,252,252,60,
60,20,20,24,24,24,24,56,120,0,0,
0,0,123,11,0,0,0,0,0,64,97,127
,127,0,0,2,2,15,255,242,243,0,0,
64,64,240,255,79,207,0,0,0,0,2,1
30,254,254,31,48,96,64,192,128,1
28,128,240,12,6,2,3,1,1,1,192,64
,64,64,64,127,127,15,3,2,2,2,2,2
54,254,240,244,244,244,254,254,4
,4,4,47,47,47,127,127,32,32,32,1
45,66,60,37,164,60,66,137,0,2,7,
71,231,231,231,231,231,119,127,6
2,60,60,60,60

```




SHOOT OUT

I H BALCHIN of Wallingford, Berkshire is a keen computer programmer. He reads at least eight micro magazines each month to know all the latest news about computers and his friends are shown his perfected programs so that he can benefit from their advice and opinions.

While working on **Shoot Out** for the 16K Spectrum he was trying to write a game which two players could play simultaneously, as he felt there were insufficient of them on the market.

In **Shoot Out** two rival gangs meet in the desert for a fight with water pistols. The blue gang moves up with 1, down with Z, draws with Q, replaces guns with W, and squirts with A. The magenta team moves up with 0, down with symbol shift, draws with P, replaces guns with O, and squirts with L.

Both gangs must avoid the cowboys who drive past in a wagon, occasionally shooting any gangster who is not safely behind a cactus.

```

1 BORDER 0: PAPER 0: INK 9: C
LS T U
10 LET a=21: LET b=0: LET c=1:
LET d=31 T
20 LET ls=0: LET rs=0 U
100 PRINT AT 10,1:"SHOOT OUT "
101 PRINT " INK 1:"BLUE", INK 3
:"MAGENTA", INK 6:"1.....UP.....
...0", "0.....DRAW.....P", "W..RE
PLACE GUN..0", "A.....FIRE....."
: INK 7:"ENTER", INK 6:"Z.....DO
WN.....": INK 2:"SYMBOL SHIFT"
102 FOR s=0 TO 3 T
105 BEEP .1,0: BEEP .1,1: BEEP
.07,0: BEEP .2,-1
106 FOR f=-40 TO 40 STEP 10: FO
R g=0 TO .9 STEP .1: BEEP .01,f+
9: NEXT g: NEXT f
107 NEXT s RU
108 BEEP 2,30: BEEP 1,35: BEEP
.5,40: BEEP .25,45: BEEP .1,50
900 CLS: PRINT AT 21,2: PAPER
1: INK 7:" SCORE ":TAB 14: PA
PER 3: INK 7:" SCORE ":rs:
RANDOMIZE
910 INK 4: BRIGHT 1: FOR f=3 TO
18 STEP 3: PRINT AT f,5:"I":AT
f-1,26:"T":AT f+1,5:"U":AT f,26:
"U": NEXT f
911 INK 0
920 FOR f=0 TO 3: PRINT AT f*6,
14: INK 7:"mn":AT f*6+1,14: INK
2:"OP":AT f*6+2,14: INK 2:"RQ":
NEXT f
930 BRIGHT 0
1005 LET z=145: LET x=145
1010 FOR q=20 TO 20+INT (RND*300

```

```

1011 LET a=a-(IN 63486=254 AND x
<>147)+(IN 65278=253 AND x<>147)
+(a<2)-(a>20)
1020 LET c=c-(IN 61438=254 AND z
<>150)+(IN 32766=253 AND z<>150)
+(c<2)-(c>20)
1022 IF IN 64510<>255 THEN LET x
=147
1023 IF IN 57342<>255 THEN LET z
=150
1024 IF IN 64510=253 THEN LET x=
145: PRINT AT a-1,1:" "
1025 IF IN 57342=253 THEN LET z=
145: PRINT AT c-1,30:" "
1026 BEEP .005,-10: BEEP .005,69
1030 IF a>=21 THEN LET a=2: PRIN
T AT 19,0:" :AT 20,0:" "
1031 IF a<21 THEN PRINT AT a+1,0
:" "
1032 IF c<21 THEN PRINT AT c+1,3
1:" "
1035 PRINT AT 0,0:" ":AT 0,31:"
"
1040 IF c>=21 THEN LET c=2: PRIN
T AT 19,31:" :AT 20,31:" "
1050 IF c>1 THEN PRINT AT c-2,31
:" "
1051 IF c<=1 THEN LET c=20: PRIN
T AT 1,31:" :AT 2,31:" "
1060 IF a>1 THEN PRINT AT a-2,0:
:" "
1061 IF a<=1 THEN LET a=20: PRIN
T AT 1,0:" :AT 2,0:" "
1070 PRINT AT a,b: INK 1:CHR# x:
AT a-1,0: INK 1:CHR# (x-1):AT c,
d: INK 3:CHR# z:AT c-1,d: INK 3:
CHR# (z-1)
1080 IF x=147 THEN PRINT AT a-1,

```

```

1: INK 1:"e"
1091 IF z=150 THEN PRINT AT c-1,
30: INK 3:"h"
1090 IF IN 65022<>255 AND x=147
THEN GO SUB 3000
1100 IF IN 49150<>255 AND z=150
THEN GO SUB 3100
2000 NEXT q
2010 LET q=INT (RND*2)
2011 IF q=1 THEN LET w=c
2012 IF q=0 THEN LET w=a
2013 LET r=q*11+9
2015 FOR f=1 TO w-1
2020 PRINT AT f-1,r: " :AT f,r:
INK 7:"mn":AT f+1,r: INK 2:"OP"
:AT 2+f,r: INK 2:"RQ": BEEP 0,01
,f*3
2030 NEXT f
2040 IF q=1 THEN GO TO 2500
2050 PRINT AT a,r-1: INK 3:"hf"
2060 IF ATTR (a,5)>=64 THEN GO T
O 2200
2100 INK 6: PLOT 54,171-(a*8): D
RAW -50,0: BEEP .01,39: DRAW OVE
R 1,50,0: GO TO 3300
2200 INK 6: PLOT 54,171-(a*8): D
RAW -11,0: BEEP .01,60: PRINT AT
a,5:"S": DRAW OVER 1,11,0: PRIN
T AT a,5:" "
2225 GO SUB 603
2231 FOR f=w-1 TO 10
2235 PRINT AT f-1,r: " :AT f,r:
INK 7:"mn":AT f+1,r-1: INK 2:"
OP :AT 2+f,r: INK 2:"RQ": BEEP
.01,f*5
2236 NEXT f
2239 PRINT AT f-1,r: " :AT f,r:
" :AT f+1,r: " "

```




```

2240 GO TO 1010
2500 PRINT AT c,r+1: INK 1:"ce"
2510 IF ATTR (c,26)>=64 THEN GO
TO 2600

```

```

2520 INK 6: PLOT 185,171-(c#8):
DRAW 56,0: BEEP .01,60: DRAW OVE
R 1;-56,0: GO TO 3200
2600 INK 6: PLOT 185,171-(c#8):
DRAW 26,0: BEEP .01,60: PRINT AT
c,26:"S": DRAW OVER 1;-26,0
2610 PRINT AT c,26:" ": GO TO 22
25

```

```

3000 IF ATTR (a-1,5)>=64 THEN GO
TO 4050
3010 IF ATTR (a-1,14)>=64 THEN G
O TO 4140
3020 IF ATTR (a-1,15)>=64 THEN G
O TO 4150
3030 IF ATTR (a-1,26)>=64 THEN G
O TO 4260
3085 INK 7: PLOT 16,179-(a#8): D
RAW 238,0: BEEP .01,60: DRAW OVE
R 1;-238,0: PLOT OVER 1;254,179-
(a#8)
3090 IF a=c OR a-1=c THEN GO SUB
3200
3099 RETURN

```

```

3130 IF ATTR (c-1,26)>=64 THEN G
O TO 5260
3160 IF ATTR (c-1,15)>=64 THEN G
O TO 5150
3170 IF ATTR (c-1,14)>=64 THEN G
O TO 5140
3180 IF ATTR (c-1,5)>=64 THEN GO
TO 5050
3190 PLOT 238,179-(c#8): DRAW -2
35,0: BEEP .005,40: BEEP .005,50
: DRAW OVER 1;235,0: PLOT OVER 1
;3,179-(c#8)
3195 IF c=a OR c-1=a THEN GO SUB
3300
3199 RETURN
3200 PRINT AT c,30: INK 3:"1j":A

```

```

T c-1,30:" "
3205 LET ls=ls+1
3215 PRINT AT 0,2: INK 5:"<--THI
S GUN-MAN WINS": FOR f=-60 TO 60
: BEEP .01,f: NEXT f

```

```

3216 IF ls=10 THEN GO TO 3600
3220 CLS: LET a=INT (RND*19)+2:
LET c=INT (RND*19)+2: GO TO 900
3300 PRINT AT a,0: INK 1:"k1":AT
a-1,0:" "

```

```

3305 LET rs=rs+1
3310 IF rs=10 THEN GO TO 3500
3315 PRINT AT 0,2: INK 5:"THIS G
UN-MAN WINS-->": FOR f=-60 TO 60
: BEEP .01,f: NEXT f

```

```

3320 CLS: LET a=INT (RND*19)+2:
LET c=INT (RND*19)+2: GO TO 900
3500 CLS: FOR f=0 TO 9: PRINT A
T f,0: INK 1:"k1": BEEP .5,0: NE
XT f

```

```

3510 FOR f=1 TO ls: PRINT AT f,3
0: INK 0:"1j": BEEP .5,0: NEXT f

```

```

3520 INK 3: FOR f=21 TO 20+10-ls
: PRINT AT 10,f:"a":AT 11,f:"b":
BEEP 1,f*2/3: NEXT f

```

```

3530 INK 5: PRINT AT 15,2:"THE F
ASTEST SHOT--->"
3599 GO TO 7c3

```

```

3600 CLS: FOR f=0 TO 9: PRINT A
T f,30: INK 3:"1j": BEEP .5,0: N
EXT f

```

```

3610 FOR f=1 TO rs: PRINT AT f,0
: INK 1:"k1": BEEP .5,0: NEXT f
3620 INK 1: FOR f=1 TO 10-rs: PR
INT AT 10,f:"a":AT 11,f:"b": BEE
P 1,f*5: NEXT f

```

```

3630 INK 5: PRINT AT 15,2:"<----
THE FASTEST SHOT"
3700 GO TO 7c3

```

```

4050 PLOT 16,179-(a#8): DRAW 30,
0: BEEP .02,-10: DRAW OVER 1;-30
,0: PRINT AT a-1,5:"S": BEEP .00
5,0: PRINT AT a-1,5:" "

```

```

4059 RETURN
4140 PLOT 16,179-(a#8): DRAW 99,
0: BEEP .02,-10: DRAW OVER 1;-99
,0: PRINT AT a-1,14:"S": BEEP .0
05,0: PRINT AT a-1,14:" "

```

```

4149 RETURN
4150 PLOT 16,179-(a#8): DRAW 110
,0: BEEP .02,-10: DRAW OVER 1;-1
10,0: PRINT AT a-1,15:"S": BEEP
.005,0: PRINT AT a-1,15:" "

```

```

4159 RETURN
4260 PLOT 16,179-(a#8): DRAW 197
,0: BEEP .02,-10: DRAW OVER 1;-1
97,0: PRINT AT a-1,26:"S": BEEP
.005,0: PRINT AT a-1,26:" "

```

```

4269 RETURN
5050 PLOT 238,179-(c#8): DRAW -1
93,0: BEEP .02,-5: DRAW OVER 1;1
93,0: PRINT AT c-1,5:"S": BEEP
.005,5: PRINT AT c-1,5:" "

```

```

5059 RETURN
5140 PLOT 238,179-(c#8): DRAW -1
21,0: BEEP .02,-5: DRAW OVER 1;1
21,0: PRINT AT c-1,14:"S": BEEP
.005,5: PRINT AT c-1,14:" "

```

```

5149 RETURN
5150 PLOT 238,179-(c#8): DRAW -1
12,0: BEEP .02,-5: DRAW OVER 1;1
12,0: PRINT AT c-1,15:"S": BEEP
.005,5: PRINT AT c-1,15:" "

```

```

5159 RETURN
5260 PLOT 238,179-(c#8): DRAW -2
3,0: BEEP .02,-5: DRAW OVER 1;23
,0: PRINT AT c-1,26:"S": BEEP .0
05,5: PRINT AT c-1,26:" "

```

```

5269 RETURN
5999 STOP

```

```

6000 FOR v=-40 TO 60 STEP 20: FO
R s=40 TO -60 STEP -20: BEEP .01
,s: BEEP .01,v: NEXT s: NEXT v:
RETURN
7000 PRINT "AGAIN?": IF INKEY#<>
"" THEN RUN
7001 GO TO 7c3

```




ROULETTE

STARTING WITH £1,000, it is your object to make as much money as possible by betting on the roulette wheel. Various options are open to you; they are all listed at the beginning of the game. The odds vary according to the probability of the number or series of numbers on which you bet appearing at the marker.

Alterations must be made to the string of numbers listed as A\$ in line 10. The first two digits should be entered as inverse numbers, the second two should be entered as shown, the third two as inverse numbers, and so on throughout the whole string, alternating white numbers on black with black numbers on white.

Roulette was written by P Williams and R Osborne for the 16K ZX-81.

```

10 LET A$="3700112306401032445
00827334902153403092237412601454
71621071346390430241043193140143
605421235172020251629"
30 LET W=0
50 LET M=1000
100 PAUSE 100
102 PRINT AT 0,0;"
"
105 PRINT AT 0,0;" MONEY:£";M
110 PRINT " HIGHEST WIN:£";W
115 IF M<1 THEN GOTO 3000
120 PRINT "(16*9d:2*1v:14*9d)"
125 PRINT "(32*1sp)"
130 PRINT "(32*9s)"
140 PRINT "(sp:9e:20*97:9r:sp)"

150 PRINT "(2*9e:20*97:2*9r)"
160 PRINT "(2*95:4*9p)INPUT WHA
T YOU WANT(5*9p:2*98)"
170 PRINT "(2*95:20*9p:2*98)"
180 PRINT "(2*95:6*9p)0)BET ON
NUMBER(7*9p:2*98)"
190 PRINT "(2*95:20*9p:
200 PRINT "(2*95)1)EVEN
2)ODD NUMBER(2*98)"

210 PRINT "(2*95:20*9p:2*98)"
220 PRINT " 3)BLACK 220
4)WHITE(3*9p:2*98)"
230 PRINT "(2*95:20*9p:2*98)"
240 PRINT "(2*95:sp:5)EVEN-BLAC
K 6)ODD-BLACK(sp:2*98)"
250 PRINT "(2*95:20*9p:2*98)"
260 PRINT "(2*95:sp:7)EVEN-WHIT
E 8)ODD-WHITE(sp:2*98)"
270 PRINT "(2*95:20*9p:2*98)"
300 PRINT "(2*9p:20*96:2*99)"
310 PRINT "(sp:9w:20*96:99)"
320 INPUT B
330 IF B=0 THEN GOSUB 1000
340 LET V=0
345 LET N=52
350 PRINT AT 3,0;" HOW MUCH DO
YOU WANT TO BET?"
360 INPUT H
370 IF H>M THEN GOTO 360
375 LET M=M-H
380 FOR Z=0 TO INT (RND*51)+20
390 PRINT AT 3,0;A$( TO 32)
400 LET A$=A$(3 TO )+A$( TO 2)
410 NEXT Z
420 IF CODE A$(15)>37 THEN LET

```




```

K=1
430 IF CODE A$(15)<=37 THEN LET
K=0
435 IF K=1 THEN LET Y=VAL (CHR
$(CODE A$(15)-128))*10+VAL (CH
R$(CODE A$(16)-128))
437 IF K=0 THEN LET Y=VAL A$(15
TO 16)
440 IF INT (Y/2)=Y/2 THEN LET E
=0
450 IF INT (Y/2)<>Y/2 THEN LET
E=1
460 IF B=0 THEN GOTO 600
470 IF B=1 AND E=0 OR B=2 AND E
=1 OR B=3 AND K=1 OR B=4 AND K=0
OR B=5 AND E=0 AND K=1 OR B=6 A
ND E=1 AND K=1 OR B=7 AND K=0 AN
D E=0 OR B=8 AND K=0 AND E=1 THE
N GOTO 2000
480 GOTO 900
600 IF N=Y THEN GOTO 2000
610 IF V=2 AND Y>0 AND Y<11 OR
V=3 AND Y>10 AND Y<21 OR V=4 AND

```

```


Y>20 AND Y<31 OR V=5 AND Y>30 A
ND Y<41 OR V=6 AND Y>40 AND Y<51
THEN GOTO 2000
900 PRINT AT 3,0;"
"
910 PRINT AT 3,0;" YOU LOST £";
H
920 GOTO 100
1000 FOR Z=17 TO 9 STEP -2
1010 PRINT AT 2,2;"
"
1020 NEXT Z
1030 PRINT AT 9,2;"1) ANY NUMBER
BETWEEN 0 TO 50"
1040 PRINT AT 11,2;" 2) 1-10
3) 11-20"
1050 PRINT AT 13,2;" 4) 21-30
5) 31-40"
1060 PRINT AT 15,3;" 6) 4
1-50"
1070 INPUT V
1080 IF V>1 THEN GOTO 345
1090 PRINT AT 17,2;" WHAT NUMBE

```

```

R?"
1095 INPUT N
1100 GOTO 350
2000 IF B=1 OR B=2 OR B=3 OR B=4
THEN LET U=H*2
2010 IF B=5 OR B=6 OR B=7 OR B=8
THEN LET U=H*5
2020 IF V>1 AND V<7 THEN LET U=H
*7
2030 IF N<51 AND N<0 THEN LET U
=H*51
2040 IF N=0 THEN LET U=H*76
2100 IF U>W THEN LET W=U
2510 FOR Z=17 TO 7 STEP -2
2520 PRINT AT 2,2;"
"
2530 NEXT Z
2540 PRINT AT 7,2;" CONGRAT
ULATIONS"
2550 PRINT AT 9,2;" YOU HAVE
JUST WON"
2560 PRINT AT 11,2;" £";
U
2570 LET M=M+U
2600 GOTO 100
3000 FOR Z=17 TO 7 STEP -2
3010 PRINT AT 2,2;"
"
3020 NEXT Z
3030 PRINT AT 7,2;" SO
RRY"
3040 PRINT AT 9,2;" YOU HAVE LOST
ALL YOUR MONEY"
3050 PRINT AT 11,2;" THE CASIN
O DOES NOT "
3060 PRINT AT 13,2;" LEN
D MONEY"
3070 PRINT AT 15,2;" ANOT
HER GAME ?"
3080 IF INKEY$="" THEN GOTO 3080
3090 IF INKEY$="N" THEN STOP
3100 PRINT AT 17,2;" DO YOU WAN
T TO RESET THE "
3110 PRINT AT 18,2;" HIGHES
T WINNINGS ?"
3120 INPUT B$
3130 IF A$="Y" THEN RUN
3140 GOTO 50
7000 SAVE " ROULETTE "
7010 RUN

```



KLONG

JUMP OVER the barrels rolling towards you by using key 0. When you clear a barrel you score points. Moving right with key 8 gives a higher score when you jump. You have only 20 leaps before the end of the game. **Klong** was written for the 16K ZX-81 by W Lewis of Girton, Cambridge.

```

T 10 LET J=20
20 LET SC=0
30 LET A$=""
"
40 LET X=0
50 LET A=INT (RND*2)
60 LET A$=A$(3 TO 9)+" "+CHR$(
A*CODE "O")
70 PRINT AT 0,0;"SCORE ";SC;"
JUMPS ";J;" "AT 10,6;A$;TA
B 6;";(20*15P)";AT 9,X;" "
80 LET M$=INKEY$
90 LET X=X+2*(INKEY$="0" AND
X<24)-(INKEY$="5" AND X>6))
100 PRINT AT 10-(M$="0"),X;"T"
110 IF M$="0" THEN LET J=J-1
120 IF J=0 OR (M$<>"0" AND A$(X
-4)="O") THEN STOP
130 IF M$="0" AND A$(X-4)="O" T
HEN LET SC=SC+5*(X-4)
140 GOTO 50

```




DEER HUNT

YOUR TASK is to shoot as many deer as possible to relieve the famine from which your tribe is suffering. You are stationed beside a large tree where you have a clear view of

a herd of migrating antelope. You must shoot as many as possible, using capital F, with the 25 shots allowed. A startled giraffe watches from among the surrounding bush. The resulting score and


number of shots remaining is shown at the bottom of the screen.

Deer Hunt was written for the 16K Spectrum by W Simister of Haverfordwest, Dyfed.

```
20 BORDER 3: PAPER 6: CLS
100 REM TREES & BUSHES (T,B,P&Q
IN GRAPHIC
110 FOR R=0 TO 7: READ A
120 POKE USR "T"+R,A: INK 4: NE
XT R
130 DATA 60,255,255,126,24,24,2
4,0
140 FOR S=0 TO 7: READ C
150 POKE USR "B"+S,C: INK 4: NE
XT S
160 DATA 0,0,0,60,126,255,126,0
170 FOR U=0 TO 7: READ D
180 POKE USR "P"+U,D: INK 4: NE
XT U
190 DATA 63,255,255,63,7,1,1,1
200 FOR V=0 TO 7: READ G
210 POKE USR "Q"+V,G: INK 4: NE
XT V
220 DATA 252,255,255,252,224,12
6,128,128
```

```
300 PRINT AT 0,0;"TT T TB PQ T
TPQ T T BT T BPQB"
310 PRINT AT 1,0;" TTBT T T
B TT T T B T T T"
320 PRINT AT 2,0;"T T T PQ T
T T T B T BB BB"
330 PRINT AT 3,0;"T T T T B T
BTB T PQBB B B"
340 PRINT AT 4,0;" TT T T TB PQ
B B BB PQBBB"
350 PRINT AT 5,0;"PQ T TBPQT B
BPQ B BB B"
360 PRINT AT 6,0;"T T T T TB
B B BB B B B"
370 PRINT AT 7,0;"T T T B T T
B B B BB BB B"
380 PRINT AT 8,0;" T TB T TB
B B BB BPBBB"
390 PRINT AT 9,0;"T PQT B B
BB B B BB B B"
400 PRINT AT 10,0;"T T B T BB
```

```
B B B B B B"
410 PRINT AT 14,0;" B T B BB
B B B B B B B B"
420 PRINT AT 15,0;"T B B BB
B B B B B"
430 PRINT AT 16,0;" B B T P
Q BPQT B B"
440 PRINT AT 17,0;" PQB BPQB
B PQB B B PQ"
450 PRINT AT 18,0;"BB PQB T B
B PQB B"
460 PRINT AT 19,0;" PQB B B
T PQT B BPQ B"
470 PRINT AT 20,0;" B PQB PQ BP
Q BPQ B PQBB BPQ B"
500 REM LARGE TREE
510 PLOT 130,48: DRAW 6,0: PLOT
128,47: DRAW 10,0: INK 3
520 PLOT 125,46: DRAW 16,0: PLO
T 123,45: DRAW 20,0: INK 3
530 PLOT 122,44: DRAW 22,0: PLO
```

```

T 121,43: DRAW 23,0: INK 3
540 PLOT 120,42: DRAW 24,0: PLO
T 119,41: DRAW 26,0: INK 3
550 PLOT 120,40: DRAW 24,0: PLO
T 120,39: DRAW 24,0: INK 3
560 PLOT 121,38: DRAW 24,0: PLO
T 121,37: DRAW 24,0: INK 3
570 PLOT 122,36: DRAW 23,0: PLO
T 123,35: DRAW 21,0: INK 3
580 PLOT 124,34: DRAW 19,0: PLO
T 126,33: DRAW 16,0: INK 3
590 PLOT 127,32: DRAW 10,0: PLO
T 128,31: DRAW 9,0: INK 3
600 PLOT 129,30: DRAW 6,0: PLOT
130,29: DRAW 4,0: INK 3
610 PLOT 130,28: DRAW 4,0: PLOT
130,27: DRAW 4,0: INK 3
620 PLOT 130,26: DRAW 4,0: PLOT
130,25: DRAW 4,0: INK 3
630 PLOT 130,24: DRAW 4,0: PLOT
130,23: DRAW 4,0: INK 3
640 PLOT 130,22: DRAW 4,0: PLOT
130,21: DRAW 4,0: INK 3
650 PLOT 130,20: DRAW 4,0: PLOT
129,19: DRAW 6,0: INK 3
660 PLOT 129,18: DRAW 8,0: INK
3
700 REM GIRAFFE (R & S IN GRAPH
IC)
710 FOR X=0 TO 7: READ Y
720 POKE USR "R"+X,Y: NEXT X
730 DATA 16,112,240,176,48,48,4

```

```

8,56
740 FOR M=0 TO 7: READ N
750 POKE USR "S"+M,N: NEXT M
760 DATA 56,62,63,51,51,51,99,9
9
780 PRINT AT 9,24: INK 1: "R": P
RINT AT 10,24: INK 1: "S"
800 REM DEER (E IN GRAPHIC)
810 FOR S=0 TO 7: READ B
820 POKE USR "E"+S,B: INK 1: NE
XT S
830 DATA 16,32,64,224,127,63,50
,83
900 REM MAN SHOOTING (M & N IN
GRAPHIC)
910 FOR L=0 TO 7: READ F
920 POKE USR "M"+L,F: NEXT L
930 DATA 4,4,28,36,70,93,93,42
940 FOR P=0 TO 7: READ Q
950 POKE USR "N"+P,Q: INK 2: NE
XT P
960 DATA 28,28,28,28,20,34,34,3
4
970 PRINT AT 17,14: INK 2: "M":
PRINT AT 18,14: INK 2: "N"
1000 LET SCORE=0
1010 FOR G=1 TO 20: BEEP .008,G:
NEXT G
1020 LET SHOTS=25
1030 FOR H=50 TO 20 STEP -2: BEE
P .008,H: NEXT H

```

```

1040 LET C#="EE E E EEE EE
E EEE E "
1050 LET D#="C#
1060 LET ACROSS=15
1070 LET DOWN=17+18
1080 PRINT AT 7,0: C#: AT 5,0: D#: A
T 4,0: D#(3 TO )+D#(1 TO 2): BEE
P .008,55-SHOTS
1090 FOR X=16 TO 8 STEP -1
1100 IF INKEY#="F" THEN PRINT AT
X,14: "↑"
1110 PRINT AT X,14: " " : NEXT X
1120 IF INKEY#="F" THEN LET SHOT
S=SHOTS-1: BEEP .05,SHOTS: IF C#
(ACROSS)<>" " THEN LET SCORE=SC
ORE+57: BEEP .05,50-SHOTS: LET C
#(ACROSS)=" "
1130 IF INKEY#="F" THEN BEEP .05
,SHOTS: IF D#(ACROSS)<>" " THEN
LET SCORE=SCORE+517: BEEP .05,50
-SHOTS: LET D#(ACROSS)=" "
1140 PRINT AT 21,0: INVERSE 1: "S
CORE: "; FLASH 1: SCORE: FLASH 0:
"SHOTS LEFT: "; FLASH 1: SHOTS: F
LASH 0: " "
1150 IF SHOTS<1 THEN PRINT AT 10
,0: " THAT'S THE END OF THE GAME
": STOP
1160 LET C#="C#(2 TO )+C#(1)
1170 LET D#="D#(3 TO )+D#(1 TO 2
)
1180 GO TO 1080


```



```

2 GOTO 9000
3 PRINT AT 10,0;"maximum >";A
T 10,21;"< maximum";AT 11,1;"fir
ing";AT 11,23;"firing";AT 12,2;"
range";AT 12,23;"range"
4 FOR A=0 TO 21
5 PRINT AT A,9;"("
6 NEXT A
7 LET S=0
8 LET BU=50
9 LET B1=10
10 DIM A(10)
20 FOR B=1 TO 10
30 LET A(B)=21
40 PRINT AT A(B),B+9;CHR$(RN
D*9)+1)
50 NEXT B
60 FOR B=1 TO 10
70 LET A(B)=A(B)-INT(RND*2)
80 PRINT AT A(B),B+9;CHR$(RN
D*9)+1)
100 PRINT AT 0,B1;" "
110 LET B1=B1+(INKEY#="B" AND B
1<19)-(INKEY#="5" AND B1>10)
120 PRINT AT 0,B1;"("
130 IF BU>0 AND CODE INKEY#>37
AND CODE INKEY#<64 THEN GOTO 500
135 LET S=S+1
137 IF A(B)=0 THEN GOTO 600
140 NEXT B
150 GOTO 60
500 FOR C=1 TO INT(RND*11)
510 PRINT AT C,B1;".";AT C,B1;"
"
520 NEXT C
521 IF C>A(B1-9) THEN LET A(B1-
9)=C
523 LET BU=BU-1
530 IF BU>0 THEN GOTO 140
550 FOR Z=0 TO 21 STEP 2
560 PRINT AT Z,0;"NO MORE " ;AT
Z,21;" NO MORE";AT Z+1,0;"BULL
ETS " ;AT Z+1,21;" BULLETS"
570 NEXT Z
580 GOTO 140
600 LET A#="STR$ S
601 FOR A=1 TO LEN A#
602 LET B=CODE A$(A)
603 LET B=B+128
604 LET A$(A)=CHR$ B
606 NEXT A
608 CLS
610 FOR A=0 TO 21 STEP 2
620 PRINT AT A,A;"score";A$;TA
B A+1;"PLAY AGAIN?"
630 NEXT A
640 IF INKEY#="N" THEN GOTO 700
650 IF INKEY#="Y" THEN GOTO 900
0
660 GOTO 640
700 CLS
710 FOR A=0 TO 19 STEP 2
720 PRINT AT A,A;"anyone else";
TAB A+1;"want to play"
730 NEXT A
740 IF INKEY#="Y" THEN GOTO 900
750 IF INKEY#="N" THEN STOP
760 GOTO 740
9000 CLS
9005 PRINT TAB 12;"rubbish";TAB
0;"THE RUBBISH IS GETTING HIGHER
AND THE ONLY WAY TO STOP IT I
S TO SHOOT AT IT.";TAB 0;"YOU O
NLY HAVE 50 BULLETS SO USE THEM
WISELY,THE BULLETS HAVE A CERTA
IN FIRING RANGE WHICH IS SHOWN
WHEN RUN."
9010 PRINT "TO MOVE LEFT YOU USE
KEY <5>. TO MOVE RIGHT YOU US
E KEY <8>. TO FIRE YOU USE ANY
LETTER KEY."
9020 PRINT TAB 0;TAB 0;TAB 0;"PR
ESS ANY KEY (EXCEPT BREAK OR SH
IFT TO PLAY.enjoy your game"
9995 IF INKEY#="" THEN GOTO 9995
9996 CLS
9997 GOTO 3
9998 SAVE "RUBBISH"
9999 RUN

```




RUBBISH

YOUR PLAYING space is fast filling with **Rubbish** and David Seguss of Plumstead, London has decreed that the only way you can get rid of the rubbish is by shooting it. Move left and right with keys "5" and

"8". Fire with any letter key but remember to wait until the rubbish is in range.

The game ends when you run out of bullets and are overwhelmed with rubbish (16K ZX-81).



```

2 REM USR GRAPHICS - A=MAN B=
SPIDER C=SPIDERS THREADS D=3 LIN
ES E,F,G,H=SPIDERS WEB
7 REM
8 REM
9 REM USR GRAPHICS SECTION
10 RESTORE
20 FOR z=144 TO 154: FOR x=0 TO 7:
  READ f: POKE USR CHR$ z+x,f
  NEXT x: NEXT z
30 DATA 24,24,60,90,24,36,36,6
6
40 DATA 16,56,84,124,170,170,1
70,40
50 DATA 16,16,16,16,16,16,16,1
6
60 DATA 73,73,73,73,73,73,73,7
3
70 DATA 128,64,96,24,3,0,0,0
80 DATA 0,0,0,0,0,192,48,15
90 DATA 0,0,0,0,0,3,12,240
100 DATA 1,2,12,48,192,0,0,0
110 DATA 17,18,20,24,16,16,16,1
6
120 DATA 145,82,52,24,16,16,16,
16
130 DATA 144,80,48,16,16,16,16,
16
990 REM INITIALISATION
1000 BORDER 3: INK 0: PAPER 7: C
LS

```

```

1010 PRINT AT 10,0: "DO YOU REQU
IRE INSTRUCTIONS?"
1020 INPUT i$
1030 IF i$="y" THEN GO SUB 9000
1040 IF i$="yes" THEN GO SUB 900
0
1044 IF i$="Y" THEN GO SUB 9000
1045 IF i$="YES" THEN GO SUB 900
0
1050 LET cnv=134: LET bb=0: LET
bc=1: LET bcc=0: LET w=0: LET a=
18: LET b=1: LET s1=12: LET s4=1
2: LET s2=16: LET s3=16: LET v=9
: LET sc=0: LET tm=0: LET tc=1:
LET r1=1: LET r4=-1: LET r2=-1:
LET r3=1: LET li=3
1060 CLS
1070 PRINT AT 0,0: INK 2: "
TARANTULA b"
1080 PRINT AT 2,0: INK 5: "Lives
left- ",li,"score- ",sc
1090 PRINT AT v-2,0: INK 1: "(31*
isp)"
1100 PRINT AT 19,0: INK 1: "(196
30*isp:196)"
1110 PRINT AT a,b: INK 0: "a"
1120 FOR x=18 TO 14 STEP -1: PRI
NT AT x,0: INK 2: "(196)": NEXT x
1130 FOR x=8 TO s1-1: PRINT AT x
,b: INK 0: "c": NEXT x: PRINT AT
s1,0: INK 2: "b"


```

```

1140 FOR x=8 TO s2-1: PRINT AT x
,13: INK 0: "c": NEXT x: PRINT AT
s2,13: INK 2: "b"
1150 FOR x=8 TO s3-1: PRINT AT x
,18: INK 0: "c": NEXT x: PRINT AT
s3,18: INK 2: "b"
1160 FOR x=8 TO s4-1: PRINT AT x
,23: INK 0: "c": NEXT x: PRINT AT
s4,23: INK 2: "b"
1170 FOR x=1 TO 26: BEEP .08,x:
NEXT x
1171 DEF FN o( )=INT ((PEEK 23672
+256*PEEK 23673+65536*PEEK 23674
)/50)
1172 DEF FN P(x,y)=(x+y+ABS (x-y
))/2
1173 DEF FN n( )=FN P(FN o( ),FN o
( ))
1180 FOR h=23674 TO 23672 STEP -
1: POKE h,0: NEXT h
1990 REM MOVEMENT LOOP
2000 PRINT AT a,b: INK 0: "a"
2010 LET bb=bb+(INKEY$="0")-(INKE
Y$="5")
2015 IF bb=-3 THEN LET bb=-2
2016 IF bb=3 THEN LET bb=2
2017 LET bcc=bcc+1: IF bcc>10 TH
EN LET bcc=0: LET bc=1
2022 PRINT AT 19,0: CHR$ cnv
2024 PRINT AT 19,31: CHR$ cnv
2026 IF cnv=134 THEN GO TO 2020

```


TARANTULA



YOUR TASK is to carry all the treasure chests through the spiders' lair. You must be watchful because the spiders will soon start spinning their webs to catch you. Also the direction of movement of the conveyor belt on which you stand changes constantly, making quick evasion of the spiders difficult.

Tarantula was written for the 16K Spectrum by J Harvey of Warley, West Midlands.

```

2027 LET cnv=134: GO TO 2030
2028 LET cnv=137
2030 PRINT AT 2,0: INK 5: "Lives
left- ",li,"Score- ",sc
2040 PRINT AT s1,8: INK 0: "c": I
F s1=v OR s1<v THEN LET r1=1
2041 IF s1=18 THEN LET r1=-1
2042 IF r1=-1 THEN PRINT AT s1,8
: " "
2043 LET s1=s1+r1: PRINT AT s1,8
: INK 2: "b"
2050 PRINT AT s2,13: INK 0: "c":
IF s2=v OR s2<v THEN LET r2=1
2051 IF s2=18 THEN LET r2=-1
2052 IF r2=-1 THEN PRINT AT s2,1
3: " "
2053 LET s2=s2+r2: PRINT AT s2,1
3: INK 2: "b"
2060 PRINT AT s3,18: INK 0: "c":
IF s3=v OR s3<v THEN LET r3=1
2061 IF s3=18 THEN LET r3=-1
2062 IF r3=-1 THEN PRINT AT s3,1
8: " "
2063 LET s3=s3+r3: PRINT AT s3,1
8: INK 2: "b"
2070 PRINT AT s4,23: INK 0: "c":
IF s4=v OR s4<v THEN LET r4=1
2071 IF s4=18 THEN LET r4=-1

2072 IF r4=-1 THEN PRINT AT s4,2
3: " "

```

```

2073 LET s4=s4+r4: PRINT AT s4,2
3: INK 2: "b"
2081 LET w=w+1
2082 IF w=50 THEN GO TO 2084
2083 GO TO 2090
2084 PRINT AT v-1,8: INK 0: "iefg
hjefghjefghk"
2085 LET w=0: LET v=v+1
2090 IF b=8 AND s1=18 THEN GO TO
6000
2100 IF b=13 AND s2=18 THEN GO T
O 6100
2110 IF b=18 AND s3=18 THEN GO T
O 6200
2115 IF v=19 THEN GO TO 8000
2120 IF b=23 AND s4=18 THEN GO T
O 6300
2121 PRINT AT a,b: " "
2131 LET b=b+bb+bc
2132 IF b<1 THEN LET b=1
2133 IF b>30 THEN LET b=30
2134 IF b=30 AND tc=1 THEN GO TO
2240
2220 IF b=1 THEN LET tc=1
2230 GO TO 2000
2240 LET tc=0: LET tm=tm+1: LET
sc=sc+10: PRINT AT 19-tm,31: INK
2: "<96>": AT 13+tm,0: " ": IF tm=
5 THEN GO TO 6400
2250 GO TO 2000
2260 REM END OF MOVEMENT LOOP

```

```

5990 REM MAN CAUGHT ROUTINE
6000 PRINT AT a,b: OVER 1: INK 6
: "d"
6010 LET li=li-1: IF li=0 THEN G
O TO 8000
6020 LET TC=1
6030 FOR x=1 TO 15: BEEP .006,x:
NEXT x
6040 LET s=18: LET b=1: PRINT AT
s1,8: INK 2: "b"
6050 FOR x=1 TO 15: NEXT x: PRIN
T AT a,b: INK 0: "a"
6060 FOR x=1 TO 10: NEXT x
6070 GO TO 2000
6100 PRINT AT a,b: OVER 1: INK 6
: "d"
6110 LET li=li-1: IF li=0 THEN G
O TO 8000
6120 IF tc=1 THEN LET tc=0
6130 FOR x=1 TO 15: BEEP .006,x:
NEXT x
6140 LET a=18: LET b=1: PRINT AT
s2,13: INK 2: "b"
6150 FOR x=1 TO 15: NEXT x: PRIN
T AT a,b: INK 0: "a"
6160 FOR x=1 TO 10: NEXT x
6170 GO TO 2000
6200 PRINT AT a,b: OVER 1: INK 6
: "d"
6210 LET li=li-1: IF li=0 THEN G
O TO 8000

```

```

6220 IF tc=1 THEN LET tc=0
6230 FOR x=1 TO 15: BEEP .006,x:
NEXT x
6240 LET a=18: LET b=1: PRINT AT
a3,18: INK 2;"b"
6250 FOR x=1 TO 15: NEXT x: PRIN
T AT a,b: INK 0;"a"
6260 FOR x=1 TO 10: NEXT x
6270 GO TO 2000
6300 PRINT AT a,b: OVER 1: INK 6
;"d"
6310 LET li=li-1: IF li=0 THEN G
O TO 9000
6320 IF tc=1 THEN LET tc=0
6330 FOR x=1 TO 15: BEEP .006,x:
NEXT x
6340 LET a=18: LET b=1: PRINT AT
a4,23: INK 2;"b"
6350 FOR x=1 TO 15: NEXT x: PRIN
T AT a,b: INK 0;"a"

```

```


6360 FOR x=1 TO 10: NEXT x
6370 GO TO 2000
6390 REM TREASURE AT OTHER SIDE
ROUTINE
6400 LET tm=0: LET tc=0
6420 FOR x=18 TO 14 STEP -1: PRI
NT AT x,0: INK 2;"(96)" AT x,31:
" ": BEEP .009,x: NEXT x
6430 GO TO 2000
7990 REM SORE BOARD
8000 FOR x=1 TO 5: NEXT x
8001 FOR x=1 TO 15: BEEP .006,x:
NEXT x
8010 CLS
8020 PRINT AT 10,0:" YOU SCORED-
";sc;" AND YOU TOOK ";FN n(");
SECONDS
do you want to try again?"
8025 FOR x=-12 TO 40 STEP 6: BEE
P .08,x: NEXT x

```

```

8030 INPUT i$
8040 IF i$="y" THEN GO TO 1050
8050 IF i$="yes" THEN GO TO 1050
8060 CLS

```



```

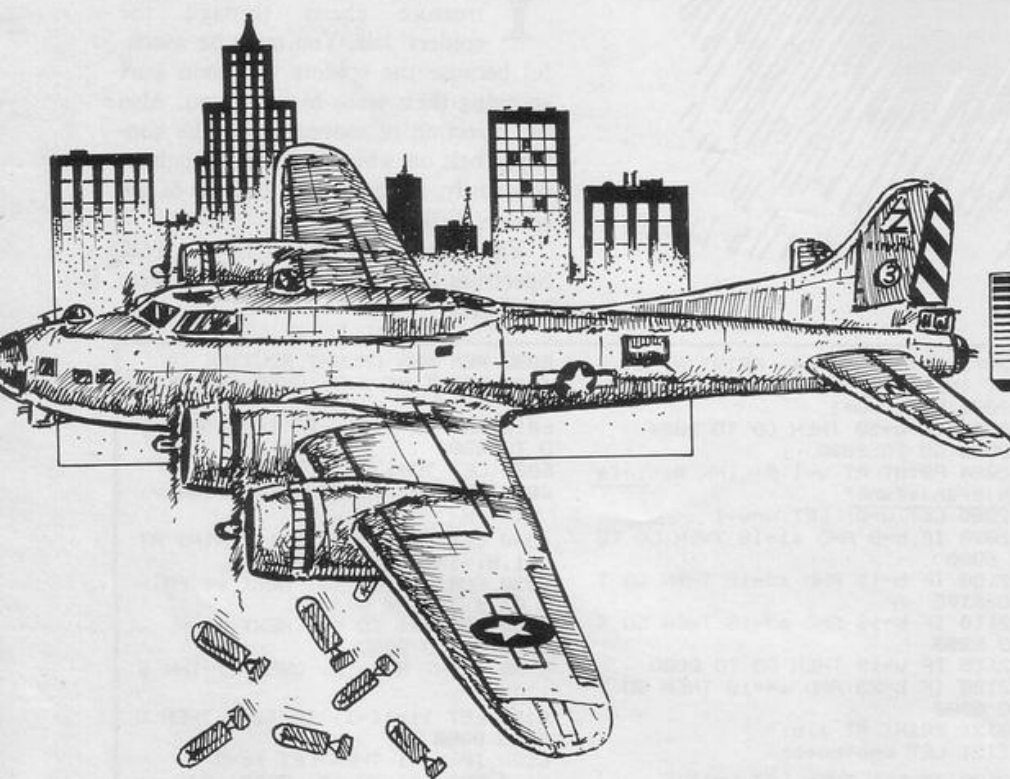
8070 FOR x=40 TO -40 STEP -5: BE
EP .06,x: NEXT x
8080 STOP
8990 REM INSTRUCTIONS
9000 CLS
9010 PRINT AT 0,0:"b TARATULA
b"
9020 PRINT
9030 PRINT " YOUR TASK IS TO CAR
RY ALL YOUR"
9040 PRINT " TREASURE CHESTS THR
OUGH THE"
9050 PRINT " SPIDERS LAIR. BUT
BEWARE!!"
9060 PRINT " THE SPIDERS WILL SO
ON START"
9070 PRINT " SPINING WEBS ACROSS

```

```

THE ROOF"
9075 PRINT " MAKING THER TASK OF
CATCHING"
9076 PRINT " YOU EASIER"
9077 PRINT " THE DIRECTION OF TH
E CONVEYOR
CONVEYOR BELT ON WH
ICH YOU
STAND IS CONSTANTLY
CHANGING"
9080 PRINT
9090 PRINT " USE KEYS 5 AND 8 TO
MOVE"
9100 PRINT
9110 PRINT " PRESS ANY KEY TO ST
ART"
9115 PAUSE 50
9120 LET I$=INKEY$: IF I$="" THE
N GO TO 9120
9130 RETURN

```



CITY LANDER

```


1 LET V=VAL "21"
2 LET M=NOT V
3 LET T=V
10 FOR X=PI*PI TO T+T
20 FOR Y=NOT PI TO RND*RND*T
30 PLOT X,Y
40 NEXT Y
50 NEXT X
100 FOR Y=VAL "10" TO T
110 FOR X=NOT PI TO VAL "20"
120 IF V=T THEN LET M=CODE INKE
Y$
130 IF M THEN GOSUB VAL "500"
150 PRINT AT Y,X;" O>>"
160 IF VAL "ABS (PEEK (PEEK 163
96+16405+X+25*Y)-59)<>59" THEN S
TOP
200 NEXT X
210 PRINT AT Y,X;" "
250 NEXT Y
260 STOP
510 IF V=T THEN LET U=X+SGN PI
512 IF V=T THEN LET V=Y
515 PRINT AT V,U;" "
520 LET V=V+SGN PI
525 IF V=T THEN LET M=NOT PI
530 PRINT AT V,U;"*"
540 RETURN

```

THIS POPULAR game has been included in *Sinclair Programs* previously but this version has been included because all its features have been contained cleverly in a very short program by R Entwistle of Cheltenham.

You are the pilot of a bomber which

has to make a landing over a city of skyscrapers. The bomber loses height constantly and so must avoid hitting skyscrapers by dropping bombs. Any key drops a bomb provided that the previous bomb has landed. POKE 16389,76 before RUNning this game (16K ZX-81).



YOU PLAY the part of a blood-thirsty cowboy, determined to shoot as many other cowboys as possible. Move up with "7", down with "6", and fire with "0". The game includes an amusing routine when you decide to cease playing.

Gunfight was written for the 16K ZX-81 by Peter Brassington of Uttoxeter, Staffordshire.

GUN FIGHT

```


5 REM "GUNFIGHT"
10 PRINT AT 0,0;"
unfight
                                THE OBJECT
OF THIS GAME IS TO KILL AS MANY
MEN AS POSSIBLE    BEFORE THEY C
AN KILL YOU"
11 PRINT "YOU ARE THE COWBOY O
N THE RIGHT AND YOU USE THE CONT
ROLS;"
12 PRINT AT 10,0;"
7=UP"
13 PRINT "                    6=DOWN"
14 PRINT "                    0=FIRE"
15 PRINT AT 17,0;"                Pres
s newline"
16 INPUT A$
17 INPUT A$
19 IF A$<>" THEN GOTO 20
20 CLS
25 LET Q=0
30 LET A=12
35 LET X=0
40 PRINT AT X-1,0;" "AT X+4
,0;" "AT X,0;"(93:99:94)";AT
X+1,0;"(sP:9e)";AT X+2,1;"(9f:
2*sP)";AT X+3,1;"(9w)"
50 IF X>0 THEN LET X=X-(INKEY#
="7")
55 IF X<16 THEN LET X=X+(INKEY
#="6")
100 LET B=INT (RND*3)
110 IF A>0 THEN LET A=A-(B=0)
115 IF A<16 THEN LET A=A+(B=1)
120 IF A=0 OR A=16 THEN GOTO 21
0
125 IF A=0 OR A=16 THEN GOTO 21
0
129 PRINT AT A,20;" "AT A+1,
20;"(93:1sP:94)";AT A+2,20;"((9r
:sP)";AT A+3,20;"(sP:9h)";AT A+4
,20;"(sP:94)";AT A+5,20;" "
130 IF INKEY#<>"0" THEN GOTO 20
0
140 PRINT AT X+2,2;"(9s)""";AT
X+1,4;"BANG";AT X+1,4;" "

```

```

150 FOR N=3 TO 30 STEP 5
160 PRINT AT X+2,N;"":"";AT X+2,
N;" "
165 IF A=X OR A+1=X AND N=28 TH
EN GOTO 600
170 NEXT N
200 IF A<>X THEN GOTO 40
210 IF B<>2 OR A<>X THEN GOTO 4
0
220 PRINT AT A+3,19;"":(9s);AT
A+2,15;"BANG";AT A+2,15;" "
230 FOR N=19 TO 1 STEP -5
240 PRINT AT A+3,N;"":"";AT A+3,
N;" "
250 NEXT N
260 PRINT AT X,0;"(4*isp:isp:2*
p)";AT X+1,0;"rip ";AT X+2,0
;"(4*isp:isp:2*isp)";AT X+3,0;"
""(isp)"";AT X+4,0;" " " " "
;AT X+5,0;" " " " " " " " "
;AT X+6,0;"
"
290 FOR N=1 TO 100
300 IF N=50 THEN PRINT AT 0,0;"
YOU KILLED ";0;" MEN"
305 IF N=50 AND Q=1 THEN PRINT
AT 0,14;"A"
310 NEXT N
320 PRINT AT 0,0;"DO YOU WANT A
NOTHER GO? (Y/N)"
330 IF INKEY$="N" THEN GOTO 360
340 IF INKEY$="Y" THEN GOTO 20
350 GOTO 330
360 PRINT AT 0,0;"GOODBYE
"
370 PAUSE 100
380 PRINT " FOREVER..."
390 PAUSE 100
400 CLS
405 FOR N=17 TO 21
406 PRINT AT N,0;"(21*9h)"
407 NEXT N
410 LET Z=9
415 FOR X=-5 TO 10
420 PRINT AT 5,Z+5;" ";AT 6,Z+
4;" /";AT 7,Z+3;"(sp:99:isp)";AT
8,Z+2;"(sp:99:3*isp:9w)";AT 9,Z
+1;"(sp:99:5*isp:9w)";AT 10,Z;"(
sp:99:7*isp:9w)";AT 11,Z;"(sp:9*
isp)";AT 12,Z;"(sp:3*isp)bomb(2*
isp)";AT 13,Z;"sp:9*isp)";AT 14,
Z;"(sp:9r:7*isp:9e)";AT 15,Z+1;"
(sp:9r:5*isp:9e)";AT 16,Z+2;"(sp
:9r:3*isp:9e)"
499 IF X>=1 THEN PRINT AT 13,X-
1;"(sp:93:99:94)";AT 14,X;"(sp:9
e)";AT 15,X;"(sp:9f)";AT 16,X;"
(sp:9w)"
510 IF X>=7 THEN PRINT AT 15,X;
"(sp:9f:9s)"
520 PRINT AT 5,Z+6;"X";AT 5,Z+6
;"+"
530 IF X>=7 THEN LET Z=Z+1
550 NEXT X

```



```

555 PRINT AT 15,X;"(9f:sp)"
560 FOR N=1 TO 8
562 PRINT AT N+13,21;"(9*isp)"
565 NEXT N
566 FOR N=1 TO 17
567 PRINT AT N+4,21;" "
570 NEXT N
572 PRINT AT 11,X-7;"PHEW, THAT
WAS CLOSE. /"
573 PAUSE 100
574 PRINT AT 11,X-7;"
"
576 FOR N=1 TO 17
578 PRINT AT N,18;"(3*isp)"
580 NEXT N
582 FOR N=17 TO 1 STEP -1
583 PRINT AT N,18;" "
584 NEXT N
585 PRINT AT 12,10;"(7*isp:isp:2
9*isp:isp:ir:ii:ip:isp:29*isp:isp:
31*isp:isp:28*isp)THE(isp)END"
586 FOR N=1 TO 12
587 PRINT AT 21,0;"(21*9h)"
589 SCROLL
590 NEXT N
595 PRINT AT 10,8;" we hope "
599 STOP
600 CLS
605 PRINT AT A,20;"(2*isp:isp:2*
sp)";AT A+1,20;"(isp)rip(isp) ";
AT A+2,20;"(2*isp:isp:2*isp)";AT A
+3,20;" ""(isp)"";AT A+4,20;" ""
"";AT A+5,19;" "" "";AT
A+6,20;" "" "" "" "";AT X,0;"
"
610 PRINT AT X+1,0;"(sp:9e)";A
T X+2,1;"(9f:9w)";AT X+3,1;"(9w:
9e)"
615 LET Q=Q+1
620 PAUSE 300
625 CLS
630 GOTO 30
640 STOP
700 SAVE "GUNFIGHT"
710 RUN

```


LOOK
FOR THE
'ULTIMATE' NAME
'ULTIMATE' GAMES

JET PAC for the 16/48K Spectrum.
JET PAC — The Ultimate Space game.
Arcade standard, 100% machine code, incredible sound effects, amazing smooth high resolution colour visual graphics, the totally new addictive concept and those extra features you expect from the ULTIMATE GAME people.
Design: The ULTIMATE PLAY THE GAME Design Team.

'JET PAC'

PSSST for the 16/48K Spectrum.
PSSST — Go grow yourself a real game.
Arcade standard, 100% machine code, incredible sound effects, amazing smooth high resolution colour visual graphics, the totally new addictive concept and those extra features you expect from the ULTIMATE GAME people.
Design: The ULTIMATE PLAY THE GAME Design Team.

'COOKIE'

COOKIE for the 16/48K Spectrum.
COOKIE — Charlie Chef and the Ingredients vs Bin Monster and the Nasties.
Arcade standard, 100% machine code, incredible sound effects, amazing smooth high resolution colour visual graphics, the totally new addictive concept and all those extra features you expect from the ULTIMATE GAME people.
Design: The ULTIMATE PLAY THE GAME Design Team.

'PSSST'

Dealership enquiries welcome, phone (0530) 411485.

'TRANZ AM'

Post this coupon now to **ULTIMATE PLAY THE GAME**, The Green, Ashby de la Zouch, Leicestershire LE65JU.

Please send me the following

☐ JET PAC

☐ TRANZ AM

I enclose cheque/PO for £

Name

Address

☐ PSSST

☐ COOKIE

TRANZ AM for the 16/48K Spectrum.
TRANZ AM — The high speed real time rough driving pursuit race across America.
Arcade standard, 100% machine code, incredible sound effects, amazing smooth high resolution colour visual graphics, the totally new addictive concept and all those extra features you expect from the ULTIMATE GAME people.
Design: The ULTIMATE PLAY THE GAME Design Team.

These games should be available from **W. H. SMITH, JOHN MENZIES, BOOTS, LASKYS, SPECTRUM CENTRES, OTHER LARGE DEPARTMENT STORES** and **ALL GOOD MAJOR SOFTWARE RETAILERS**, alternatively send the coupon to **ULTIMATE PLAY THE GAME** for immediate dispatch. Subject to availability your order is normally despatched by return.

£5.50 each
including VAT, first class postage and packing in UK.

ULTIMATE PLAY THE GAME is a trade name of Ashby Computers & Graphics Ltd., The Green, Ashby de la Zouch, Leics. LE65JU.



PRISM NLX 2000

offers the most speed under the Speed

See us on Stand No. 439,
Personal Computer World Show,
28 September - 2 October
Barbican Centre,
City of London

™ Prestel and the Prestel symbol are trademarks of British Telecommunications.
*Subscribers are responsible for quarterly Micronet 800 and Prestel subscription charges.

Micronet 800. The spectacular service that gives micro-users access to a huge database of information, hundreds of software programs, and communication with other users.

Sinclair ZX Spectrum. The home computer that's out-shone all its rivals.

Bring the two together and it's a combination that opens up a breathtaking new world of microcomputing possibilities.

Suitable for either the 16K or 48K versions, the Prism VTX 5000 modem was designed specifically for the Spectrum and fits neatly under the micro.

Plug the other end into the outside world via your telephone and your system will give you more than you ever dreamed possible.

Micronet 800 is fun, friendly and inexpensive to run. Choose from hundreds of free games, download and use them on your Spectrum whenever you like, play on-screen games (as easy – and inexpensive – as a local phone call), and compete in Big Prize games and quizzes. There's also a range of downloadable games you can buy for less than over-the-counter prices.

Learn through up-to-date education packages, and help run the household with simple business packages.

And if you need fast facts about the world of computers, Micronet 800 provides constantly up-dated product comparisons, reviews, prices, dealership and 'best-buy' information – 24-hours a day, 7-days a week.

You can access the whole range of Prestel™ information covering news, travel, holidays and entertainment, together with an electronic booking service.

Keep in touch – you can send electronic mail to any other Micronet 800 or Prestel user.

The VTX 5000 provides a full Prestel screen with graphics, and an off-line message composition facility for speedy transmission when you go on-line.

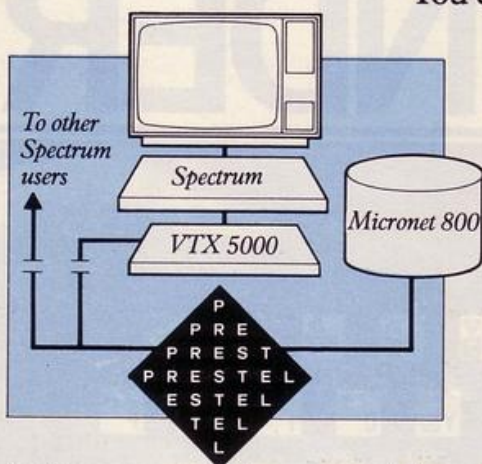
You can use the Sinclair printer to print frames and messages, or save them on tape for future use.

All this – and even more as the service grows – would normally retail at the low price of £99.95 inc VAT.

But if you join Micronet 800 before September 30, we will make you a very special offer.

Micronet 800 will provide the VTX 5000 inclusive of VAT, post & packing and (if you need it) a free jack plug installation for the incredibly low price of £74.95 – a saving of £25 on the normal retail price.*

So don't delay – send the coupon today.



Micronet 800

Spectacular add-on


Spectrum.
micronet
One of the many faces on Prestel. **800**

- ☐ Please send me a complete Micronet 800 information pack containing details of Micronet 800 and the VTX 5000, and including a Micronet subscriber's application form. (Please allow 28 days for delivery.)
- ☐ Please send me _____ (No.) VTX 5000 modem(s) at £74.95 each inc. VAT:
- ☐ I enclose a cheque made payable to Telemap Ltd. for £_____
- ☐ I wish to pay by credit card: Visa, Access, Diners Club, American Express.
(Delete as applicable) Amount £_____

My credit card No. is _____ Signed _____
Name _____ Address _____
Tel: _____ SP4/83

Micronet 800, Scriptor Court, 155 Farringdon Road, London EC1R 3AD. Tel: 01-278 3143.

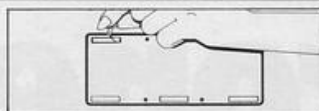
NOW. A ZX81 PUSH-BUTTON KEYBOARD FOR UNDER £10.



1. Make sure the original keyboard is clean and check that all the keys function.



2. The Buttonset is held in place by self-adhesive pads.



3. So all you do is remove the protective backing.



4. And place it centrally on your ZX81.

At last there's a really cheap but efficient way of ironing out the ZX81's only real bug: its keyboard. The Filesixty Buttonset offers:

- A full-travel calculator-type moving keyboard for only £9.95.
- Installed in seconds. The peel-off adhesive backing means you just register into position and press.
- No messy labels, dismantling or soldering.
- 3 groups of colour keys to pick out shift, numerals and newline.
- Precision moulded in ABS to match your ZX81, with contrasting legends for maximum legibility.

Filesixty Ltd., 25 Chippenham Mews, London W9 2AN, England.
Tel: 01-289 3059. Telex: 268 048 EXTLDN G 4087.

Orders to Filesixty Ltd., FREEPOST, London W9 2BR.

Cheques/PO made payable to Filesixty Ltd.

Please send me _____ (qty) Buttonset(s) at £9.95 each
(including VAT and P&P).

Total £ _____ BLOCK CAPITALS

Name _____

Address _____

SP 9

FILESIXTY

SIVERMAN THE SAILOR

JON HAZAN of Ealing, London has programmed his 16K Spectrum to write stories. They do not approach good literary style but they are amusing. So, if you like amusing short stories containing threats to the *Sinclair Programs* staff, program **Siverman the Sailor** into your computer.



```
1 DIM a$(6,100): DIM b$(6,100)
2 DIM c$(6,100): DIM d$(6,100):
```

```
3 DIM e$(6,150): DIM f$(6,100)
4 DATA " Makes Some Money", "
Eats his Supper", " and the Bront
osaurus", " Goes Fishing", " Build
s a railway", " Becomes Prime-Min
ister"
```

```
5 DIM g$(6,100)
6 DATA " along the street ", "
along a train ", " in the garden
", " on HMS Pipe ", " in a farmya
rd ", " round a bus "
```

```
7 DATA " the roof fell in. ",
" his trousers fell down. ", " so
meone threw him in the bin. ", "
he smoked his Pipe. ", " the Pos
tman bit his dog. ", " his next d
oor neighbour said " "shut up!" "
```

```
8 DATA " " "Goodness me" " " " "O
h how rude !" " " " "That was my f
lower bed " " " " "What a nice day
" " " " "What a strange Person" " "
" " " "Jump on your head" " "
```

```
9 DATA " Pull the legs off my
dog. " " " " "Jump on my head. " " "
bite the Postman. " " " " "make som
e elephant souffle. " " " " "Phone
my good friend singed cabbage. " "
" " write off to Sinclair Progra
ms and say if they do not publi
sh my Programs I will put them
in my Patent Potato mincer" " "
```

```
10 DATA " bit the Postman ", "
put the Sinclair Programs
staff in a spinach Pie", " Jumped
```

```
on his head ", " ate some lunch
", " Put his coat on ", " caught a
bus with his net "
```

```
11 DATA " Jumped on a train to
Pimlico. ", " smoked a last Pipe.
", " joined the anti-ZX81 league.
", " jumped on a radio-controlled
antelope. ", " wrote to the BB
C", " threw his dog up the chimne
y."
```

```
12 FOR a=1 TO 6
13 READ a$(a): NEXT a
14 FOR a=1 TO 6: READ b$(a): N
EXT a
```

```
15 FOR a=1 TO 6: READ c$(a): N
EXT a
```

```
16 FOR a=1 TO 6: READ d$(a): N
EXT a
```

```
17 FOR a=1 TO 6: READ e$(a): N
EXT a
```

```
18 FOR a=1 TO 6: READ f$(a): N
EXT a
```

```
19 FOR a=1 TO 6: READ g$(a): N
EXT a
```

```
20 PRINT "SIVERMAN THE SAILOR"
21 PRINT a$(INT (RND*6)+1)
```

```
22 PRINT "One day Siverman the
Sailor was walking" 'b$(INT (RND
*6)+1)' "when suddenly" 'c$(INT (R
ND*6)+1)' 'd$(INT (RND*6)+1)' "said
Siverman. " "I think I shall" 'e$(
INT (RND*6)+1)' " So Siverman" 'f
$(INT (RND*6)+1)' " and " 'g$(INT
(RND*6)+1)
```



```

2 REM AWARI
5 PAPER 5: INK 9: BORDER 1: C

```

```

LS

```

```

10 GO SUB 9000
20 GO SUB 5000
30 INPUT : FLASH 1: "Do you wis
h to go first (Y/N)"; x$
35 LET c=6: GO SUB 8000
40 IF x$="y" OR x$="Y" THEN GO
TO 200

```

```

50 GO SUB 210: GO TO 400
200 REM PRINT STATUS
205 GO SUB 210: GO TO 300
210 INK 9: BRIGHT 1
220 FOR J=1 TO 7
230 PRINT AT 7,((4*J)-3); " "
240 IF a(15-J)>0 THEN PRINT AT
7,((4*J)-3);a(15-J)
250 NEXT J
260 FOR J=1 TO 7
265 PRINT AT 14,(1+(4*J)); " "

```

```

270 IF a(J)>0 THEN PRINT AT 14,
(1+(4*J));a(J)
280 NEXT J
290 RETURN

```

```

300 LET h=0: FOR x=1 TO 6: LET
h=h+a(x): NEXT x: IF h=0 THEN LE
T c=1: GO SUB 1000: GO TO 400
305 IF z=6 THEN GO SUB 750: GO
TO 340

```

```

310 INPUT : FLASH 1: "Enter cup
number (1-6)"; c
320 PRINT AT 21,0: "You chose cu
p "; c

```

```

330 IF c=0 THEN RUN
334 IF C>6 OR C<1 THEN GO TO 30
0

```

```

340 GO SUB 1000
350 GO SUB 210
400 REM COMPUTER'S TURN
401 IF Z=1 OR Z=6 THEN GO TO 70
0

```

```

402 IF Z=2 THEN GO TO 400

```

```

403 IF Z=3 THEN GO TO 400

```

```

404 IF Z=4 THEN GO TO 800

```

```

405 IF Z=5 THEN GO TO 900

```

```

406 REM MOVE LEVEL 3

```

```

409 FOR J=1 TO 6

```

```

410 IF a(14-J)>0 THEN GO TO 44
0

```

```

420 NEXT J

```

```

430 GO TO 460

```

```

440 LET C=14-J

```

```

445 PAUSE 50: PRINT AT 21,17: "S
pectrum cup "; FLASH 1: 7-J: PAUS
E 100: PRINT AT 21,0: "
"

```

```

450 GO SUB 1000

```

```

460 LET T=0: FOR X=1 TO 6: LET
T=T+a(X): NEXT X: IF T=0 AND a(7
)>24 THEN CLS: PRINT AT 4,6: "A
W A R I Level ";z:AT 10,7: FLA
SH 1: "YOU WIN ";a(7):" TO ";48-a
(7): GO TO 500

```

```

461 LET T=0: FOR X=8 TO 13: LET
T=T+a(X): NEXT X: IF T=0 AND a(14
)>24 THEN CLS: PRINT AT 4,6: "
A W A R I Level ";z:AT 10,8: F
LASH 1: "I WIN ";a(14):" TO ";48-
a(14): GO TO 500

```

```

462 IF a(7)+a(14)=48 THEN CLS:
PRINT AT 4,6: "A W A R I Level
";z:AT 10,12: FLASH 1: "A DRAW":
GO TO 500

```

```

470 GO TO 200

```

```

499 STOP

```

```

500 INPUT : FLASH 1: "Press ENTE
R to play again.";x$: RUN

```

```

600 REM MOVE LEVEL 2

```

```

605 LET H=0

```

```

610 FOR J=1 TO 6

```

```

612 IF a(14-J)=J THEN GO TO 440

```

```

615 IF a(14-J)>H THEN LET H=a(1
4-J)

```

```

620 NEXT J

```

```

630 FOR J=1 TO 6

```

```

635 IF a(14-J)=H THEN GO TO 440

```

```

640 NEXT J

```



```

650 STOP
700 REM MOVE LEVEL 1
705 LET H=0
710 FOR J=1 TO 6
712 IF a(14-J)+(14-J)>=14 THE
N GO TO 440
715 IF a(14-J)>H THEN LET H=a(1
4-J)

```

```

720 NEXT J
730 FOR J=1 TO 6
735 IF a(14-J)=H THEN GO TO 440
740 NEXT J
745 STOP

```

```

750 REM AUTO move
760 FOR c=6 TO 1 STEP -1
762 IF a(c)+c>=7 THEN GO TO 795
770 NEXT c

```

```

780 FOR c=1 TO 6
785 IF a(c)>0 THEN GO TO 795
790 NEXT c
795 PRINT AT 21,0: "You move cup
";c: PAUSE 50
799 RETURN

```

```

800 REM MOVE LEVEL 4
810 LET J=INT (RND*6)+1
820 IF a(14-J)>0 THEN GO TO 44
0

```

```

830 LET h=0: FOR x=1 TO 6: LET
h=h+a(14-x): NEXT x
840 IF h>0 THEN GO TO 810
850 GO TO 440
900 REM LEVEL 5
910 LET J=C
920 GO TO 820

```

```

1000 REM MOVE USING CUP C
1001 IF a(C)=0 THEN RETURN
1005 GO SUB 8000

```

```

1010 FOR J=C+1 TO a(C)+C
1020 LET K=J
1030 IF J>14 THEN LET K=J-14
1040 LET a(K)=a(K)+1
1050 NEXT J
1060 LET a(C)=0
1070 IF NOT a(K)=1 OR NOT K=7 OR
NOT K=14 THEN RETURN
1080 LET a(K)=a(K)+a(14-K)
1090 LET a(14-K)=0
1100 RETURN

```

```

5000 REM PRINT BOARD
5005 CLS
5010 PRINT AT 1,5: "A W A R I.";
TAB 20: "LEVEL ";Z:
5015 GO SUB 6000
5020 PRINT AT 4,1: INK 1: BRIGHT
1: "ST 6 5 4 3 2 1"

```

```

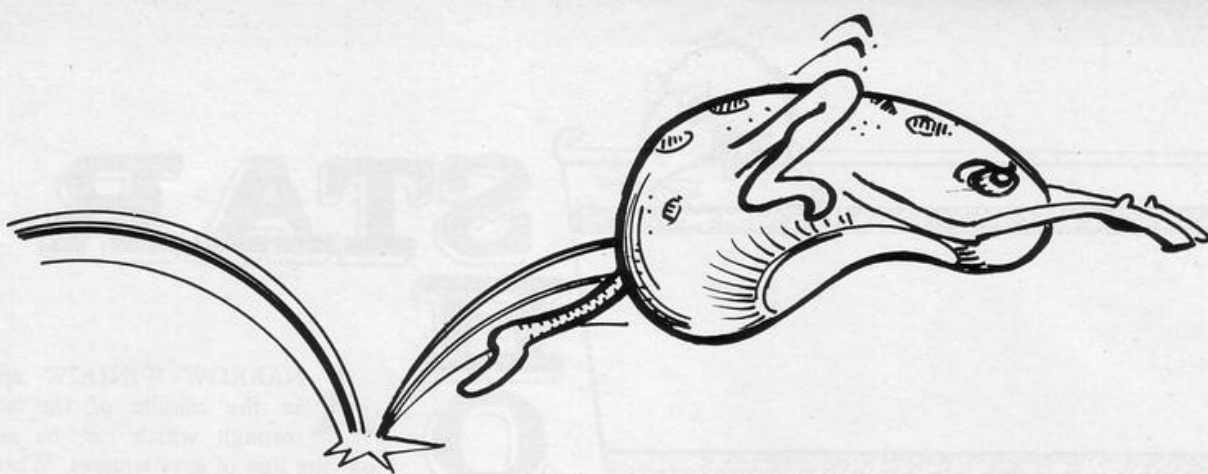
5030 LET a$="a da da da da
da da d"
5035 LET b$="b fb fb fb fb
fb fb f"
5040 LET c$="c ec ec ec ec
ec ec e"
5050 PRINT AT 6,0: INK 7: BRIGHT
1: a$;AT 7,0: b$;AT 8,0: c$;AT 13,
4: a$;AT 14,4: b$;AT 15,4: c$
5060 PRINT AT 17,1: INK 1: DRIG
HT 1: "CUP 1 2 3 4 5 6
ST"

```

```

5090 DIM a(14)
5100 FOR J=1 TO 14
5110 IF J=7 OR J=14 THEN GO TO 5
130
5120 LET a(J)=4
5130 NEXT J
5999 RETURN
6000 REM set-up UDC

```

THE AIM of **Awari** is to finish with more beans in your score cup than the computer has in its score cup. You each begin with four beans in each of your six cups and an empty score cup each.

Choose a cup and the teams in it will

be removed and distributed singly into the following cups. No bean can be removed from a score cup. Thus, if you choose bowl three initially it will be emptied and an extra bean will appear in bowl two, bowl one, your score bowl and the sixth computer bowl. Several


levels range from easy to extremely difficult, and include an option for a demonstration game.

This professional-quality program was written for the 16K Spectrum by Terry Hainsworth of Radcliffe-on-Trent, Nottinghamshire.

AWARI



```
6010 FOR f=0 TO 6: FOR g=0 TO 7:
  READ a: POKE USR CHR# (144+f)+g
, a: NEXT g: NEXT f
6020 DATA 96,144,16,16,16,16,16,
16
6030 DATA 16,16,16,16,16,16,16,1
6
6040 DATA 16,16,16,16,16,16,0,7
6050 DATA 6,9,8,8,8,8,8,8
6060 DATA 8,8,8,8,8,8,16,224
6070 DATA 8,8,8,8,8,8,8,8
6080 DATA 0,0,0,0,0,0,0,255
6090 RETURN
8000 REM sound
8010 BEEP .1,(c*3)-4: BEEP .1,c*
3: BEEP .1,(c*3)+4
8020 RETURN
9000 REM LEVEL OF PLAY
9010 CLS
9020 PRINT AT 13,0: FLASH 1:"PLE
ASE ENTER LEVEL OF PLAY"
9030 PRINT AT 16,3:"1 = HARD"
9040 PRINT AT 17,3:"2 = EASY"
9050 PRINT AT 18,3:"3 = EVEN EAS
IER"
9055 PRINT AT 19,3:"4 = BEAT THE
MONKEY"
9057 PRINT AT 20,3:"5 = BEAT THE
ZOMBIE"
9058 PRINT AT 21,3:"6 = DEMONSTR
ATION"
9060 INPUT Z
9064 IF Z<1 OR Z>6 THEN GO TO 90
00
9068 LET c=Z: GO SUB 8000
9070 RETURN
9050 CLS
9060 CLEAR
9080 SAVE "AWARI" LINE 1
```

STAR HOOTER

A NARROW WINDOW appears in the middle of the screen, through which can be seen a moving line of grey squares. Whenever a grey square appears between the markers in the middle of the window press any key to replace it with a star. When each of the 32 grey squares in the loop has been replaced by a star, and any squares which have appeared in the course of the game have been replaced, your skill percentage will be shown.

That will be lower if you have not pressed a key when a grey square has been between the markers, or if you have pressed a key when a star was between the markers.

Star Shooter was written for the 1K ZX-81 by Adam Freed of Bognor Regis, Sussex.

```

2 CLS
3 LET T=SGN PI
4 LET S=T
5 PRINT AT CODE "(9d)",CODE "
(9s)";"(5*isp:i+5*isp)";TAB COD
E "(9s)";"(isp)";AT CODE "(9s)",
CODE "=";"(isp)";TAB CODE "(9s)"
;"(5*isp:i+5*isp)"
10 LET A$="(32*9h)"
20 IF RND<.125 THEN LET A$(INT
(RND*CODE "4")+SGN PI)="(9a)"
30 PRINT AT CODE "(9s)",VAL "1
1";A$(CODE "e" TO CODE "=")
40 LET A$=A$(CODE "(92)" TO )+
A$(CODE "(91)")
45 LET T=T+(A$(CODE "?")="(9a)
")
50 LET S=S+(A$(CODE "?")="(9a)
" AND INKEY#<>"")-(A$(CODE "?")=
"*" AND INKEY#<>"")
55 IF INKEY#<>" THEN LET A$(C
ODE "?")="*"
60 IF A$="*****" THEN GOTO VAL "80"
70 GOTO CODE "="
80 PRINT AT CODE "(9s)",VAL "1
1";"GAME*OVER"
90 IF S<NOT PI THEN LET S=NOT
PI
95 PRINT AT CODE "#",NOT PI;"Y
OUR SKILL PERCENTAGE=";INT ((S/T
)*100)
99 IF INKEY#="" THEN GOTO VAL
"99"
100 RUN

```




KAMI

FLY ACROSS enemy territory, shooting as many enemy saucers as possible before you are shot down or run out of fuel. Move up with "q" and down with "a". Saucers on the ground can be bombed with key "1" and those in the air shot with a laser, operated by key "p".

Kami was written for the 16K Spectrum by R Way of Salisbury, Wiltshire.

```

2 LET hi=0: LET j=0: GO SUB 4
000: CLS
3 LET q=0: LET score=0: LET c
=10: LET d=0: LET e=0: LET f=10:
LET g=29: LET h=0: LET b#="AB"
4 PRINT AT 20,0: INK 1: "<64*1
sp>"
5 LET a=1: LET b=30
20 LET a#=" E FFFFF AB GGGG
E GG E G "
30 FOR x=1 TO 30
50 PRINT AT 19,0: PAPER 0: INK
2: a#(a TO b): a#( TO a)
55 IF e=19 AND PEEK 20587=7 TH
EN BEEP .05,50: BEEP .05,-10: BE
EP .05,-20: BEEP .05,-30: BEEP .
05,50: LET a#(13 TO 14)="K": L
ET score=score+50
56 IF e=19 THEN LET e=0
60 LET a=a+1

65 PRINT AT c,10: INK 2: "I": AT
c,10: "J"
70 PRINT AT c+1,10: " " : AT c-
1,10: " " : AT c,11: INK 1: "CD"
75 PRINT AT c,10: INK 2: "H"
76 IF IN 57342=254 THEN PLOT 1
06,170-(c*8): DRAW 140,0: INK 7:
PLOT 106,170-(c*8): DRAW 140,0:
BEEP .05,40: IF c=f AND b#="AB
" AND g>11 THEN LET score=score+
10: LET b#="K "
77 INK 0
80 LET c=c+(IN 65022=254 AND c
<15)-<(IN 64510=254 AND c>1)
90 IF IN 49150=253 AND e=0 THE
N LET d=1: LET e=c+2
100 LET e=e+<(1 AND e<19) AND c
=1)

```

```

110 IF d=1 THEN PRINT AT e-1,12
," " : AT e,12: "a": IF e=19 THEN L
ET d=0
120 PRINT AT f,g: b#

130 LET g=(g-.5 AND g>0): IF g=
0 THEN PRINT AT f,g: " "
140 IF 1>1 AND x=15 THEN PLOT 1
52,24: DRAW -130,130: INK 7: PLO
T 152,24: DRAW -130,130: BEEP .0
5,50: IF c=10 OR c=11 OR c=12 TH
EN GO TO 3000
150 INK 0
160 PRINT AT 0,7: " " : AT 0,0: "F
UEL = " : 20-q: AT 0,15: "SCORE = " :
score
170 IF c=f AND INT (g)=12 THEN
GO TO 3000
180 IF 1>2 AND x=10 THEN PLOT 1
25,24: DRAW -110,110: INK 7: PLO
T 125,24: DRAW -110,110: BEEP .0
5,50: IF c=15 OR c=14 THEN GO TO
3000
190 INK 0
1000 NEXT x
1002 LET h=h+1

1005 IF h=2 THEN LET f=INT (RND*
14+2): LET g=29: LET h=0: LET b#
="AB "
1010 PLOT 207,24: DRAW -130,130:
INK 7: PLOT 207,24: DRAW -130,1
30: BEEP .05,50: IF c=5 OR c=4 O
R c=3 THEN GO TO 3000
1020 INK 0
1100 LET q=q+1
1110 IF q=20 THEN GO TO 3000
2000 GO TO 5
3000 INK 0: PRINT AT c,9: " K "

```

```

: AT c-1,9: " " : AT c+1,9: "
" : FOR x=30 TO 1 STEP -1: BEEP
1/x,x: NEXT x
3010 IF score>hi THEN LET hi=score:
CLS: PRINT AT 0,0: "CONGRATU
LATIONS": PRINT AT 10,3: "YOU HAV
E A NEW HIGH SCORE": INPUT "PLEA
SE "ENTER" YOUR NAME": n#

3040 CLS: PRINT AT 10,0: "HIGH S
CORE " : n# : " = " : hi
3050 PRINT AT 12,0: "SCORE = " : sc
ore
3060 INPUT "Do you want another
game ? (y/n)": m#
3070 IF m#="y" THEN CLS: GO TO
3
3080 STOP
4000 PRINT AT 0,14: "KAMI"
4010 INPUT AT 10,0: "SELECT LEVEL
OF PLAY (1 TO 3)": l
4020 IF l=1 OR l=2 OR l=3 THEN G
O TO 5000
4030 GO TO 4010
5000 FOR x=USR "A" TO USR "K"+7
5010 READ r: POKE x,r: NEXT x
5020 RETURN

```

```

5030 DATA 7,31,63,31,7,5,9,17,19
2,240,248,240,192,64,32,16,224,1
12,120,124,255,255,127,0,0,0,48,
72,254,255,254,0,128,64,36,20,12
,62,62,42
5040 DATA 170,255,255,170,255,25
5,85,85,16,16,56,56,56,124,56,84
,0,0,176,12,71,23,4,80,0,128,16,
164,11,47,144,64,0,64,168,68,147
,67,148,104,40,74,17,92,29,44,20
,130

```



FOR THOSE studying the rudiments of musical theory, Paul Wakefield of Woodbridge, Suffolk has written a 16K ZX-81 program, **Take Note**. A musical staff is printed on the screen and you must name each note as it appears. Notes are preceded by either the treble or the bass clef.

TAKE NOTE

```

1 REM take note
2 RAND
3 PRINT "WHAT IS YOUR NAME?"
4 INPUT N$
5 CLS
10 FAST
15 FOR Y=10 TO 18 STEP 2
20 FOR X=1 TO 30
30 PRINT AT Y,X;"(96)"
40 NEXT X
50 NEXT Y
60 LET CLEF=INT (RND*2+1)
70 IF CLEF<>1 THEN GOSUB 600
80 IF CLEF=1 THEN GOSUB 700
100 SLOW
300 FOR M=7 TO 30 STEP 3
305 LET N=INT (RND*11+1)
310 PRINT AT 20-N,M;"(1SP)"
320 PRINT AT 21-N,M;"(1SP)"
330 PRINT AT 1,1;"WHAT NOTE IS THIS, "N$;"?"
340 INPUT A$
350 IF N<P<5 THEN GOTO 400
351 IF N>9 AND P=2 THEN GOTO 36
5
360 IF CODE A$=33<>N+P THEN GOT
0 500
361 GOTO 370
365 IF CODE A$=28<>N THEN GOTO

```

```

500
370 PRINT AT 8,M;A$
380 NEXT M
390 GOTO 550
400 LET N1=N+7
410 IF CODE A$=33<>N1+P THEN GO
TO 500
420 PRINT AT 8,M;A$
430 NEXT M
440 GOTO 550
500 PRINT AT 1,1;"NOT QUITE RIG
HT. TRY AGAIN."
510 GOTO 340
550 CLS
555 PRINT AT 1,1;"WELL DONE "N
$
560 PRINT "WOULD YOU LIKE SOME
MORE?"
561 INPUT Z$
565 IF CODE Z$=62 THEN GOTO 90
0
566 CLS
570 GOTO 10
600 PRINT AT 11,1;"(93:97:94:SP
:94)"
610 PRINT AT 12,1;"(9W:96:99)"
620 PRINT AT 13,1;"(97:SP:98:SP
:94)"
630 PRINT AT 14,3;"(99)"

```

```

640 PRINT AT 15,2;"(93:91)"
650 PRINT AT 16,2;"(99)"
660 PRINT AT 17,1;"(98)"
670 PRINT AT 18,1;"(9W)"
680 LET P=2
690 RETURN
700 PRINT AT 8,3;"(9t:94)"
710 PRINT AT 9,3;"(95:99)"
720 PRINT AT 10,3;"(9W:99)"
730 PRINT AT 11,3;"(2*95)"
740 PRINT AT 12,3;"(1SP)"
750 PRINT AT 13,2;"(93:95)"
760 PRINT AT 14,2;"(2*9W)"
770 PRINT AT 15,1;"(9t:98:98:94
)"
780 PRINT AT 16,1;"(3*9W:99)"
790 PRINT AT 17,1;"(95:9W:95:98
)"
800 PRINT AT 18,1;"(94:96:9W:9t
)"
810 PRINT AT 19,3;"(95)"
820 PRINT AT 20,1;"(93:91:95)"
830 PRINT AT 21,1;"(92:96:91)"
840 LET P=0
850 RETURN
900 CLS
910 PRINT AT 10,1;"GOODBYE "N$
930 STOP

```


BUNCHES of ripe bananas hang above you and a swamp lies beneath your feet. Move yourself left and right with the usual cursor keys to collect the bananas. Every time you land you will make a hole in the swamp, which you must avoid in the future.

Once you have gained 500 points an angry monkey will appear and begin to chase you, followed, once you have 1,000 points, by a second monkey.

Banana Leap was written for the 16K Spectrum by Adrian Elcock of Sheffield.



BANANA LEAP

```

1 GO SUB 400: GO SUB 500
2 LET total=0: LET score=0
3 LET x=1
4 LET g$="H"
5 LET c=20: LET d=5
6 LET m=12: LET n=23
7 LET p=12: LET q=7
10 DIM a(3): DIM b(20)
20 LET b$="*"
30 FOR d=1 TO 3: LET a(d)=d: N
EXT d
40 FOR e=1 TO 5: LET b(e)=e+2:
NEXT e
50 FOR f=6 TO 10: LET b(f)=f+4:
NEXT f
60 FOR g=11 TO 15: LET b(g)=g+
6: NEXT g
70 FOR h=16 TO 20: LET b(h)=h+
9: NEXT h
75 FOR z=0 TO 31: PRINT AT 21,
z: INK 4: PAPER 7: " ": NEXT z
80 PRINT AT a(1),b(2): INK 6:
PAPER 7: b$ AT a(1),b(4): b$ AT a(
1),b(6): b$ AT a(1),b(8): b$ AT a(
1),b(10): b$ AT a(1),b(12): b$ AT
a(1),b(14): b$ AT a(1),b(16): b$ AT
a(1),b(18): b$ AT a(1),b(20): b$
90 PRINT AT a(2),b(1): INK 6:

```

```

PAPER 7: b$ AT a(2),b(3): b$ AT a(
2),b(5): b$ AT a(2),b(7): b$ AT a(
2),b(9): b$ AT a(2),b(11): b$ AT a(
2),b(13): b$ AT a(2),b(15): b$ AT
a(2),b(17): b$ AT a(2),b(19): b$
95 PRINT AT a(3),b(2): INK 6:
PAPER 7: b$ AT a(3),b(4): b$ AT a(
3),b(6): b$ AT a(3),b(8): b$ AT a(
3),b(10): b$ AT a(3),b(12): b$ AT
a(3),b(14): b$ AT a(3),b(16): b$ AT
a(3),b(18): b$ AT a(3),b(20): b$
100 IF SCREEN$(c,d)="*" THEN P
RINT AT c,d: " ": BEEP .01: d: LET
score=score+10: LET total=total
+10
105 PRINT AT 12,0: "-----"
110 IF score=300 THEN GO SUB 70
0: LET score=0: GO TO 75
120 IF ATTR(c,d)=60 THEN PRINT
AT c,d: " ": BEEP .1: LET x=1
130 IF SCREEN$(c,d)=" " AND c=
21 THEN GO TO 600
135 PRINT AT 0,2: "round score=
": score: TAB 21: "total=": total
137 IF x=-1 THEN LET g$="J"
138 IF x=1 THEN LET g$="H"
139 IF c=1 THEN LET g$="I"

```

```

140 PRINT AT c,d: g$
145 IF total>500 THEN PRINT AT
m,n: INK 2: "K": BEEP .01: n
147 IF total>1000 THEN PRINT A
T p,q: INK 1: "K"
150 IF c=1 THEN LET x=-1
153 IF total>500 AND c=m AND d
=n THEN GO TO 800
156 IF total>1000 AND c=p AND
d=q THEN GO TO 800
160 PRINT AT c,d: " "
162 IF total>500 THEN PRINT AT
m,n: INK 0: " "
164 IF total>1000 THEN PRINT A
T p,q: INK 0: " "
165 LET c=c-x
170 IF INKEY$="5" THEN LET d=d-
.5
180 IF INKEY$="8" THEN LET d=d+
.5
182 LET s=INT(RND*3)
185 IF total>500 AND d<n AND s
=1 THEN LET n=n-s
187 IF total>500 AND d>n AND s
=1 THEN LET n=n+s
188 LET t=INT(RND*3)
190 IF total>1000 AND d<q AND

```



```

t=1 THEN LET q=q-s
195 IF total>1000 AND d>9 AND
t=1 THEN LET q=q+t
197 IF n=q THEN LET q=n-1
200 GO TO 100
400 PRINT AT 2,3; FLASH 1;"S P
E C T R U M S W A M P "
405 PRINT AT 5,5;"IN THE GAME O
F SWAMP, YOU MUST GUIDE YOUR MA
N AS HE JUMPS TO GET THE BANANA
S USING KEYS FIVE AND EIGHT,BUT
BE CAREFUL NOT TO FALL THROUG
H THE FLIMSY PLANKS OR THE SWAM
P WILL DEVOUR YOU."
406 PRINT AT 12,5; FLASH 1;"BEW
ARE THE ANGRY MONKEY"
410 PRINT AT 20,6; FLASH 1;"ANY
KEY TO BEGIN"
413 PAUSE 0
417 CLS
420 RETURN
500 FOR k=0 TO 7: READ b: POKE
USR "h"+k,b: NEXT k
510 DATA 24,36,153,126,24,100,1
32,4
530 FOR k=0 TO 7: READ b: POKE
USR "i"+k,b: NEXT k
540 DATA 68,40,42,29,29,234,8,4
550 FOR k=0 TO 7: READ b: POKE
USR "j"+k,b: NEXT k
560 DATA 4,132,100,24,126,153,3
6,24
570 FOR k=0 TO 7: READ b: POKE
USR "k"+k,b: NEXT k
580 DATA 18,42,18,124,184,184,1
68,255
590 RETURN
600 FOR x=0 TO 20: PRINT AT c-x
,d;"GLUG"; BEEP .5,c-x: NEXT x:
CLS: PRINT AT 10,4;"YOUR TOTAL
WAS ";total: STOP
700 CLS: BEEP .1,20: BEEP .1,1
7: BEEP .2,13: BEEP .2,13: BEEP
.1,13: BEEP .1,15: BEEP .1,17: B
EEP .1,18: BEEP .2,20: BEEP .2,2
0: BEEP .2,20: BEEP .2,17
710 RETURN
800 FOR a=0 TO 30: BEEP .01,a:
NEXT a: FOR a=30 TO -30 STEP -1:
BEEP .01,a: NEXT a
810 PRINT AT 10,3;"THE ANGRY MO
NKEY ATE YOU";AT 11,4;"YOUR TOTA
L WAS ";total: STOP

```

EXCHANGE RATE

THE EXCHANGE RATE between pounds sterling and U.S. dollars is fluctuating so wildly that speculation has been made illegal. You are determined to make as much money as possible in the next 20 days. To convert pounds to dollars enter the number of pounds to be converted. To convert dollars to pounds enter the number of pounds you wish to acquire

as a negative number. If you try to convert more money than you possess you will be caught and arrested.

On the twentieth day your American accounts will be checked and if you have more than 30 dollars you will be arrested.

Exchange Rate was written for the 1K ZX-81 by David Cockburn of Middleton, Manchester.

```

10 REM "EXCHANGE RATE"
20 LET A=0
30 LET B=150
40 LET C=1000
50 PRINT "exchange rate"
60 FOR D=1 TO 20
65 PRINT AT 1,0;"DAY ";D
70 PRINT "YOU NOW HAVE £";C;"
AND $";INT A;" "
90 LET E=INT (RND*2)
90 IF E=0 THEN LET B=<B+INT (R
ND*30)>
100 IF E=1 THEN LET B=<B-INT (R
ND*30)>
110 IF B<=5 THEN LET B=150
120 PRINT "£1=";"B/100;" "
130 PRINT "HOW MUCH DO YOU WANT


```

```

TO EXCHANGE"
140 INPUT F
150 LET G=F*B/100
160 LET A=A+G
170 LET C=C-F
180 IF A<0 OR C<0 THEN GOTO 100
0
190 NEXT D
200 CLS
210 PRINT "YOU HAVE A TOTAL OF
£";C;" AND $";INT A;" "
220 IF A>30 THEN PRINT "YOU HAV
E BEEN ARRESTED FOR HAVING
OVER $30"
230 STOP
1000 PRINT "YOU HAVE BEEN CAUGHT
"

```






DJL SOFTWARE

DEPT SP, 9 TWEED CLOSE, SWINDON, WILTS SN2 3PU

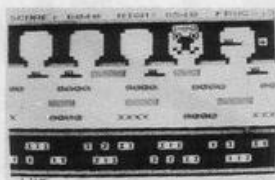
Tel: (0793) 724317 Trade enquiries welcome

Export Orders: Please add £1.00 per tape airmail



ZUCKMAN ZX81 (16K)

- * ALL MACHINE CODE (10K)
 - * FOUR INDEPENDENT GHOSTS
 - * HIGH-SCORE 'HALL OF FAME'
 - * AUTHENTIC ARCADE ACTION
 - * TITLE/DISPLAY MODE
- ONLY £4.95 INC. P&P



FROGGY ZX81 (16K)

- * MOVING CARS, LOGS, TURTLES
 - * ALLIGATORS, DIVING TURTLES
 - * FOUR 'SCREENS' OF ACTION
 - * ALL ARCADE FEATURES
 - * ENTIRELY MACHINE CODE
- ONLY £4.95 INC. P&P

★ NEW ZX Spectrum ★ FROGGY 16K or 48K

SPECTRUM VERSION OF
ARCADE GAME WITH FULL ARCADE
FEATURES:

- * Fabulous Hi-Res Colour Graphics
- * Authentic Sound Effects + 3 Tunes
- * 3-D Logs, Swimming & Diving Turtles
- * 3 Lanes of Multi-coloured vehicles
- * On-screen Score, Hi-Score, Time-bar
- * Snake, Alligators and Baby Frog
- * 'Top 5' High-Score initials table
- * Demonstration Game routine

Your home-sick frog must leap across a busy main road, then onto logs and turtles in the river to reach safety of the river-bank frog-homes. THIS MACHINE-CODE GAME MUST BE SEEN TO BE BELIEVED!!

ONLY £5.95 INC. P & P



ORWIN SOFTWARE: ZX81 CASSETTES

THE BEST SOFTWARE (BY VARIOUS AUTHORS) AT LOW PRICES

<p>CASSETTE 1 (eleven 1k programs)</p> <p>Machine code: React, invaders, Phantom aliens, Maze of death, Planet lander, Bouncing letters, Bug split.</p> <p>Basic: 1. Ching, Codebreak, Robots, Basic Hangman, PLUS Large screen versions of Invaders and Maze of Death, ready for when you get 16k</p>	<p>CASSETTE 3 8 programs for 16k ZX81 STARSHIP TROJAN</p> <p>Repair your Starship before disaster strikes. Hazards include asphyxiation, radiation, escaped biological specimens and plunging into a Supernova.</p> <p>STARTREK This version of the well known space adventure game features variable Klingon mobility, and graphic photon torpedo tracking.</p> <p>KALABRISZ A complicated rules game, full of pointless complications, with lots of functions including 'Backstep'.</p> <p>SECRET MESSAGES This message coding program is very tricky to solve.</p> <p>MARTIAN CRICKET A simple but addictive game (totally unlike Earth cricket) in machine code. The speed is variable, and its top speed is very fast.</p>	<p>£5</p>
<p>CASSETTE 2 Ten games in Basic for 16k ZX81</p> <p>Cassette Two contains Reversi, Avanti, Laser Bases, Wordmaster, Rectangles, Crash, Roulette, Pontoon, Penny Shoot and Gun Command.</p>	<p>CASSETTE 4 8 games for 16k ZX81</p> <p>GUNFIGHT (machine code)</p> <p>INVADERS (machine code)</p>	<p>£3.80</p> <p>£6</p>

<p>ZX-SCRAMBLE (machine code) with 3 stages. Bomb and shoot your way through the fortified caves.</p> <p>THE VINDALICES ARE GROUNDING AND RECOVERING YOUR SPACE YACHT TO LOCATE THE FUNGUS BOB ON THE SHIP. HINT - FUNGUS BOB IS ON THE SHIP.</p> <p>THE SPACE SHOOTERS FUNGUS BOB A SPACE SHOOTER WITH A FUNGUS BOB ON THE SHIP.</p> <p>3D TIC-TAC-TOE (Basic) Played on a 4 x 4 x 4 board, this is a game for the brain. It is very hard to beat the computer at it.</p>	<p>GALAXY INVADERS (machine code) Fleets of swooping and diving alien craft to fight off.</p> <p>SNAKEBITE (machine code) Eat the snake before it eats you. Variable speed. (very fast at top speed).</p> <p>LIFE (machine code) A ZX81 version of the well known game.</p>	<p>7 of the 8 games are in machine code, because this is much faster than Basic. (Some of these games were previously available from J. Steadman).</p>
--	--	--

<p>BYTE-MAN (machine code) (previously available from Mindseye)</p> <p>SPACE RESCUE (machine code) (previously available from Mindseye)</p>	<p>CASSETTE 5 8 games for 16k ZX81</p> <p>BREAKOUT (machine code)</p> <p>BLITZ (machine code)</p>	<p>PLANETOLDS (machine code) Rotate, move, fire and hyperspace controls. Wide range of choice of speed and difficulty.</p> <p>DODGEMS (machine code) Dodge the computer's car while eating the dots.</p> <p>DRAUGHTS (machine code) Three skill levels.</p> <p>MERCHANT (Basic) Make your fortune on trading voyages in the Mediterranean and beyond.</p>
---	--	---

7 of the 8 games are in machine code because it is much faster than Basic.

Please make cheques payable to ORWIN SOFTWARE. Recorded on high quality cassettes, sent by first class post from: ORWIN SOFTWARE, Dept. OSP, 26 Brownlow Road, Willesden, London NW10 9QL.

ZX81 & SPECTRUM SOFTWARE WANTED

OUT-OF-THIS-WORLD OFFER..

50

GAMES

£9.95
INC. VAT,
POST & PACKAGING

**CASSETTE 50
for your MICRO**

**SPECTRUM
ZX81**

**ORDER
NOW!**

GALACTIC ATTACK
SPACE MISSION
LUNAR LANDER
PLASMA BOLT
STARTREK
RADAR LANDING
ATTACKER
GALACTIC DOGFIGHT
ZION ATTACK
IVASIVE ACTION
OXO
BOGGLES
PONTOON
SKI JUMP
HANGMAN
OLD BONES
THIN ICE

MAZE EATER
ORBITTER
MOTORWAY
FORCE FIELD
NIM
TUNNEL ESCAPE
BARREL JUMP
CANNONBALL BATTLE
OVERTAKE
SITTING TARGET
SMASH THE WINDOWS
SPACE SHIP
JET FLIGHT
PHASER
INTRUDER
INFERNO
GHOSTS

SUBMARINES
ROCKET LAUNCH
PLANETS
BLACK HOLE
DYNAMITE
DO YOUR SUMS
DERBY DASH
SPACE SEARCH
UNIVERSE
RATS
TANKER
PARACHUTE
JETMOBILE
HIGH RISE
THE FORCE
EXCHANGE

WE BUY GAMES CONTACT US NOW

**CASCADE
SOFTWARE**

CASCADES HOUSE
LLANDOGO
MONMOUTH
GWENT
S.WALES NP5 4PA

I ENCLOSE CHEQUE/P.O. FOR £9.95 (WHICH INCLUDES VAT AND DELIVERY).

PLEASE SEND ME 50 GAMES ON A CASSETTE FOR MY _____ COMPUTER.

NAME _____

ADDRESS _____

SP 8

SPECTRUM

Machine Code Editor

- * Locatable in 1/4K steps anywhere from 6300 upwards. (Simply!)
- * Single-step or en bloc run feature, with registers displayed.
- * Option to maintain screen whilst using Editor - Ideal for debugging games! (48K only).
- * Other features include:-

- Mnemonic Disassembler (relative addresses resolved).
- Search (matches 1 to 15 bytes).
- Move (any size block to anywhere, but with self protection).
- Hex code entry, with forward/back step, and auto repeat on all valid keys.
- Text direct entry, to save using BASIC string/Poke routines.
- Copy, LLIST your disassembled code, or Search matchlist without returning to BASIC.
- Also includes example programme, and advice on location.

£7.00 CWO. SAE Enquiries to:
COLORSOFT AUDIOVISUAL,
47, Star Meadow,
Fakenham,
Norfolk.

ALL YOU NEED TO CRACK MACHINE CODE

For the Spectrum 16k & 48k

Test tools for Spectrum & ZX81/TS1000

The ultimate professional tutor and de-bug program. We wrote this to help us write Machine Code!!

- Test and Display Machine Code instructions as they're written
- Ideal for both the beginner and expert • Fully documented with 32 page tutorial • HEX: Decimal converter as standard • PLUS • Character Generator of unbelievable quality!!

Full screen editor/assembler for Spectrum

The latest and most comprehensive Editor/Assembler yet produced.

- Full Screen 42 col. input/text editor • Assemble to screen/printer and or tape • Assemble derivatives DEFM, DEFS, DEFW, DEFB, DEFL, ORG, EQU, END • Comprehensive syntax check • Binary, Octal, HEX & ASCII constants • Will even operate as a simple word processor • Fully documented instruction book • Plus Character Generator . . . plus, many, many more, all you've ever needed

Master tool kit for Spectrum

- Re-number facility • Delete copy and move block function • String search and substitute facility • Variable dump • Cross reference • Trace function • Real time clock and alarm system.

POST TO: OXFORD COMPUTER PUBLISHING LTD., P.O. BOX 99, OXFORD

Please send ☐ **Machine Code Test Tool ZX81**

☐ **Machine Code Test Tool Spectrum**

☐ **Editor Assembler** ☐ **Tool Kit**

£9.95 each, any 2 or more **£9.25** (Postage free UK only). Overseas add £1 per program.

NAME _____

ADDRESS _____

Also available from most branches
of W. H. Smith and other retailers.
Also from Buffer Micro, Streatham.

ACCESS CARD NO. _____

EXPIRY DATE _____

THE TOMB OF DRACULA!



3D HORROR ADVENTURE GAME!

For the **16K ZX81** or with colour and sound for the **48K SPECTRUM**, a superb 3D graphics adventure game! Enter Dracula's tomb at 30 minutes to sunset... wander through the tomb's pre-mapped 300 vaults in search of the fabled Vampire's Treasure... **pick up** valuable silver stakes and use them to defend yourself against the lurking horrors... ghouls, zombies, pits of primaevial slime... See them all on the computer's plan of the tomb... when it will let you! **Take** a chance on a Mystery Vault... if you dare! And all the time the minutes are ticking by to sunset... when **Dracula** rises from his coffin and comes after you! Each of the infinite levels of the tomb has its own 300 vaults... go as deep as you like, the Prince of Darkness will seek you out in his blood-lust! **WARNING: people of an exceptionally nervous disposition should play this game only during the hours of daylight!** Special facility lets you save a game in progress onto tape so you can continue it whenever you choose.

For ZX81 with 16K RAM £3.95
For 48K SPECTRUM £4.95

Price includes ready-to-load cassette with library case and inlay, full instructions, postage and packing. **Order today!** Money refunded if not delighted!

Send cash, P.O. or cheque to:

FELIX SOFTWARE (DEPT. SP5)

19 Leighton Avenue, Pinner, HA5 3BW.

ZX80/ZX81
and
Spectrum

**Northern
Premier
Exhibitions**

Fair
AT THE

SATURDAY
17th SEPTEMBER

BRUNTON HALL
MUSSELBURGH

EDINBURGH

This is Scotland's first **BIG ZX Fair**

Admission Adults 75p, Children 50p,
10 a.m. till 5.00 p.m.

**HARDWARE, SOFTWARE, BOOKS AND
MAGAZINES - EVERYTHING FOR ZX USERS**

THIS IS A FAIR EXCLUSIVELY FOR ZX COMPUTERS

For tables contact Mike Donnachie 0532-552854
after 4 p.m.

New from ...

MIKRO-GEN

SPECTRUM Software

COSMIC RAIDERS (16K) £5.95

You — the only remaining pilot of the "Earth Defence Fleet" — have the daunting task of defending the Earth from attack by alien beings that have already set up a base of their own on earth.

- * Radar Scanner display in hi-res *
- * Full colour and sound effects *
- * From the author of Spectrum 'Scramble' *
- * 100% machine code *



SPACE ZOMBIES (16K) £5.95

Shooting through space you are ambushed by a fleet of Space Zombies flying at you in formation, swooping and diving at you. Destroy them, if you can! But in destroying them, you attract more to the area, and the game gets progressively harder.

- * Full screen hi-res graphics *
- * 1 or 2 players * Joystick option *
- * Full sound and colour *
- * Three playing speeds *



MINES OF SATURN and RETURN TO EARTH £5.95

Mines of Saturn While piloting a routine orbit of Saturn, you are caught up in a radiation storm which forces you into the giant planet's rings. Your energy drained, you make a forced landing on the planet's surface. Luckily you crashed near an abandoned mining base and you set off in search of some di-lithium crystals to refuel your stranded space ship. Can you do it?

Return to Earth Having escaped from your previous dilemmas, you reach Earth Station 1, but fail to make radio contact. You effect a safe if harrowing manual docking. On entry you find it deserted, and the control room destroyed. You must explore the station and find some way to alert Earth of your predicament, but beware, many of the rooms are identical, there is extensive damage, and signs of alien intruders.

(16K) Text Adventure



Graphic Adventure (48K)

MAD MARTHA

£6.95

Poor little Henry is the hen-pecked hero of this domestic tale. One night he can take no more. He steals his wages from his wife's purse, sneaks out of the house being careful not to wake the baby or trip over the cat, and heads for the bright lights to have some fun. Trouble is he runs out of money. His only way to raise some cash is to gamble his few remaining pounds on the spinning wheel of the roulette table. Just as Henry is getting into his evening his wife — Mad Martha — has noticed his absence. Realising Henry has absconded with the housekeeping she sets out after him with an axe. Guess what part you play in this happy tale? That's right, you're Henry. Watch out for that axe!



Access or Visa Card holders



please telephone (0344) 27317 (9am-6pm)

Please add 40p per order for post & packing

Name _____ Address _____

☐ Cosmic Raiders ☐ Space Zombies
☐ Mines of Saturn/Return to Earth ☐ Mad Martha

MIKROGEN, Dept SP, 24 Agar Crescent, Bracknell, Berkshire, RG12 2BK



THE WIZARD'S WARRIORS: A fast moving game that matches developments in your skill as a player by becoming increasingly more devious. By offering to you the full range of options you can choose how to control your warrior through the maze. A full implementation of this program enables such features as a continuous series of sound effects, arcade quality graphics, double-point scoring, and-for the very artful-bonus lives

Spectrum £4.95

FORTH: A full implementation. Ideal for writing fast moving arcade type games. Allows the full colour and sound facilities of the Spectrum to be used. Future Microdrive enhancements will be made available.

Spectrum £14.95

ADVENTURE ONE: Features a save game routine as the game can take months to complete.

ZX81 £5.95

'A remarkably good version . . . well worth the money.' ...*Sinclair User*...

MAZEMAN: A fast action m/c game that reproduces the spirit of the original 'is very accurate and fast.' ...*Which Micro?*...

Spectrum £4.95

ZX81 £4.45

CHESSE 1.4: Ten levels of play with this m/c program.

ZX81 £5.95

Good graphic screen display.

'In a class of it's own.' ...*Your Computer*...

INVADERS: Very fast m/c action. Includes mystery ship and increasingly difficult screens.

ZX81 £4.45

DEPT SP9, 7 MAES AFALLEN, BOW STREET, DYFED, SY24 5BA

24hr Ansaphone 0970 828851



For SPECTRUM 48K or ZX81 16K

You are an Allied POW in the infamous **Castle Colditz**, Nazi fortress jail for Allied prisoners-of-war! Can you escape with your life through the vast labyrinth of rooms to the main gate? Tackle brutal **Gestapo** and **SS** guards, savage guard-dogs, traps and pitfalls! Survive if you can the **Corridor of Rats**, the **Tunnel of Poisonous Spiders**, the **Vault of Human Bones** and many more! And on your way, grab all the fabulous **Nazi loot** you can carry!

***Classic adventure games — no random alterations!**

***Fast, powerful machine-code response to your commands!**

***"Save-game" facility and (you'll need it!)**

Hours (weeks?) (months?) of enjoyment!

For ZX81 with 16K RAM £4.95

For 48K SPECTRUM £5.95

Price includes ready-to-load cassette with library case and inlay, full instructions, postage and packing. Order today! Money refunded if not delighted!

Send cash, P.O. or cheque to:

FELIX SOFTWARE (DEPT. SP9)

19 Leighton Avenue, Pinner, HA5 3BW



New action sports games feature a 3D view of the game. In football and tennis you play one side, the computer plays the other. The computer is fast and hard to beat. Different skill levels.

FOOTBALL

Each player can move, shoot etc. independently. Includes fouls if players collide, corners, throw-ins etc. Scale 90 minutes play. Any team of names can be used. Game can be suspended and player numbers shown at the press of a key. **Price £5.50.**

BIG MATCH SOCCER

Just like football game but for 2 players. Each player uses keys at his side of the keyboard to control his men. All men can be moved, shoot etc. independently. Practice with football then play your friends in the big match. **Price £5.50.**

SUPER SOCCER

A deluxe version of the football. Even faster action, harder to beat. Choose team colours etc. **Price £7.00.**

TENNIS

Each key plays a different stroke. Move your players anywhere on court. Computer plays a hard game. All tennis rules used, just like the real thing. Proper serving and scoring. Plays 3 sets. Animated figures. **PRICE £5.50.**

TANK BATTLE

3D view from the tanks' turret of woods, villages, attacking tanks etc. Shots can destroy buildings, trees and enemy tanks. 360 degree turret movement. **Price £4.50.**

CAR RACE

You drive one car, the computer the other. Control your car with steering and brakes. Choice of 2 circuits. Lap counters and time recorded. **Price £3.95.**

Buy any 3 games, get any game free

Please add 35p post and packing per order

Winters Ltd, Dept SP, 24 Swannington Close, Cantley, Doncaster, S Yorkshire, DN4 6UA

AQUAPLANE
Aquatic Action!!
From the Author of Time-Gate

FREE UNIVERSE WITH EVERY TAPE*


*OFFER SUBJECT TO AVAILABILITY



VELNOR'S LAIR

Lose yourself in the Goblin Labyrinth amongst Demons, Trolls, Undead and the Evil Wizard Velnor. A Warriors and Wizards, Sword and Sorcery Adventure. Runs in 48K on the Spectrum.

Author:
Derek Brewster of
Neptune Computing.
£6.95



PICTURE
PRODUCED WITH
'BEEB ART'

BEEB ART

High Quality Art/Design program for full versatile manipulation of the BBC's extensive graphics ability. Paint, Draw, Abstract. Instruction Book Included. Runs in 32K on BBC Model 'B'.

Author:
Dave Mendes
£14.95



XADOM

Battle through a sophisticated alien maze in a search for the 'aartifact'. A Unique 3D Arcade Adventure. Runs in 48K on the Spectrum.

Author:
Mike Moscoff
£6.95



SMUGGLERS COVE

Falling through a concealed cave entrance you find yourself caught in a fable full of horror and Black Beard's Treasure... An Historical Adventure with Hi-Res Graphics. Runs on 48K on the Spectrum.

Author:
John Keneally
£6.95



3D STRATEGY

A Monster of an **Unbeatable** game! A 'State of the Art' program. A battle of Nerves and Wits; Faster than a speeding bullet!! 100% machine code version of 3D noughts and crosses. Runs in 16K on the Spectrum.

Author:
Freddy Vachha
£6.95



AQUAPLANE

Ski thru' Marine Maniacs, G & T's, Regattas but beware the Great White Hungry!! Unbelievable full screen display, continuous sound, 'impossible' colour. Runs in 48K on the Spectrum.

Author: **John Hollis**
£6.95



THE
GAME LORDS

AQUAPLANE 48K Spectrum	£6.95	<input type="checkbox"/>
XADOM 48K Spectrum	£6.95	<input type="checkbox"/>
VELNOR'S LAIR 48K Spectrum	£6.95	<input type="checkbox"/>
SMUGGLERS COVE 48K Spectrum	£6.95	<input type="checkbox"/>
3D STRATEGY 16K/48K Spectrum	£6.95	<input type="checkbox"/>
BEEB ART 32K BBC Model 'B'	£14.95	<input type="checkbox"/>

PLEASE SEND ME THE GAMES AS TICKED SUPPLIED ON CASSETTE

Total cheque/P.O. enclosed _____

Cheque payable to Quicksilver Limited

NAME _____

ADDRESS _____

WARNING: These programs are sold according to QUICKSILVER Ltd's terms of trade and conditions of sale. Copies of which are available on request.

Please send order to
QUICKSILVER
Palmerston Park House,
13, Palmerston Road,
Southampton SO1 1LL.

Send S.A.E. for Catalogue. QS Games are available through Boots, J. Menzies, Smiths, Hamleys, Laskys and all leading computer stores.

SOFTTEK

Masters of The Game

**Monsters
in Hell
SPECTRUM**



**Ostron
SPECTRUM**



**Firebirds
SPECTRUM**



**Robon
SPECTRUM**



**Megapede
SPECTRUM**



**Repulsar
SPECTRUM**



**Monsters
DRAGON 32**




**WATCH THIS
SPACE
Games for
SPECTRUM
ORIC
DRAGON
BBC
CPM 64
Coming Soon**

**Galaxians
ORIC**



**Super
Meteors
ORIC**



Softek software for the Spectrum, Dragon and Oric should be available in most major outlets such as W. H. Smith, Lasky's, Spectrum and selected branches of Menzies as well as through our nationwide dealer network. Alternatively fill out this coupon and we'll rush you your Softek game by return of post!

All Softek software comes with a perpetual guarantee. Should it ever fail to load return it for a full refund. If the tape shows signs of physical damage then please enclose £1.50 to cover costs.



SOFTTEK SOFTWARE
12/13 HENRIETTA STREET, LONDON WC2
Tel: 01-240 1422

SPECTRUM GAMES:

- ☐ £5.95 OSTRON
- ☐ £5.95 FIREBIRDS
- ☐ £5.95 ROBON
- ☐ £5.95 REPULSAR
- ☐ £5.95 MEGAPEDE
- ☐ £5.95 MONSTERS IN HELL

ORIC GAMES:

- ☐ £6.95 GALAXIANS
- ☐ £6.95 SUPER METEORS
- ☐ £6.95 DRAGON 32: MONSTERS

PLEASE SEND ME A CATALOGUE ☐

PLEASE SEND ME DETAILS OF 'SOFSYS' YOUR HIGHLY ACCLAIMED UTILITIES FOR THE SPECTRUM ☐

NAME
ADDRESS

Please send me the games as ticked

Total cheque/P.O. enclosed £ payable to 'SOFTTEK'

SOFTTEK SOFTWARE
12/13 HENRIETTA STREET, LONDON WC2