

95p

Sinclair

November/December

40 Programs for the Spectrum, ZX-81 and ZX-80

*Spaceman, Detective, Ghost trek
3-d hunt, Music machine, Spy plane
Sticks and stones, Binomial distrib*



sp

C90

*Dambusters, Postman, Scoffer,
and many more.*



MICHAEL ORWIN'S ZX81 CASSETTES

THE BEST SOFTWARE (BY VARIOUS AUTHORS) AT LOW PRICES

QUOTES

"Michael Orwin's £5 Cassette Two is very good value. It contains 10 stolid well designed games which work, offer plenty of variety and choice, and are fun."

From the ZX Software review in
Your Computer, May '82 issue.

"I had your Invaders/React cassette ... I was delighted with this first cassette."

P. Rubython, London NW10

"I have been intending to write to you for some days to say how much I enjoy the games on 'Cassette One' which you supplied me with earlier this month."

E.H., London SW4

"... I previously bought your Cassette One and consider it to be good value for money!"

Richard Ross-Langley
Managing Director
Mine of Information Ltd.

CASSETTE 1

(eleven 1k programs)

machine code:

React, Invaders, Phantom aliens, Maze of death, Planet lander, Bouncing letters, Bug splat.

Basic:

I Ching, Mastermind, Robots, Basic Hangman. PLUS Large screen versions of Invaders and Maze of Death, Ready for when you get 16k.

Cassette One costs £3.80

CASSETTE 2

Ten games in Basic for 16k ZX81


Cassette Two contains Reversi, Awari, Laser Bases, Word Mastermind, Rectangles, Crash, Roulette, Pontoon, Penny Shoot and Gun Command.

Cassette Two costs £5.

CASSETTE 3

8 programs for 16k ZX81

STARSHIP TROJAN



Repair your Starship before disaster strikes. Hazards include asphyxiation, radiation, escaped biological specimens and plunging into a Supernova.

STARTREK This version of the well known space adventure game features variable Klingon mobility, and graphic photon torpedo tracking.

PRINCESS OF KRAAL An adventure game.

BATTLE Strategy game for 1 to 4 players.

KALABRIASZ World's silliest card game, full of pointless complicated rules.

CUBE Rubik Cube simulator, with lots of functions including 'Backstep'.

SECRET MESSAGES This message coding program is very txlp qexi jf.

MARTIAN CRICKET A simple but addictive game (totally unlike Earth cricket) in machine code. The speed is variable, and its top speed is very fast.




Cassette 3 costs £5.

CASSETTE 4

8 games for 16k ZX81

ZX-SCRAMBLE (machine code) with 3 stages.

Bomb and shoot your way through the fortified caves.



GUNFIGHT

(machine code)



INVADERS

(machine code)



FUNGALOID
THE FUNGALOID IS GROWING AND WHEN THEY REACH THE SKY THEY PRODUCE DEADLY SPORES. YOU CONTROL A FLYER AND YOUR MISSION IS TO DESTROY THE FUNGALOID BY DROPPING ANTI-FUNGUS BOMBS ON THEM.

PRESS NEWLINE FOR NEXT PARAGRAPH

FLYER SPLUDGE FILTERS FUNGALOID

PROJECTILE BOMB MUTANT FUNGUS

FUEL STORE BOMB STORE

FUEL FLYER SCORE

9000 500 000000 30 1000

GALAXY INVADERS (machine code)

Fleets of swooping and diving alien craft to fight off.

SNAKEBITE (machine code)

Eat the snake before it eats you. Variable speed.

(very fast at top speed).

LIFE (machine code)

A ZX81 version of the well known game.

3D TIC-TAC-TOE (Basic)

Played on a 4 x 4 x 4 board, this is a game for the brain. it is very hard to beat the computer at it.

7 of the 8 games are in machine code, because this is much faster than Basic. (Some of these games were previously available from J. Steadman). **Cassette 4 costs £5.**

Recorded on quality cassettes, sent by first class post, from:
Michael Orwin, 26 Brownlow Rd., Willesden, London NW10 9QL (mail order only please)

Contents

Editor
Nigel Clark

Production editor
Harold Mayes MBE

Design
Bill Scolding and Elaine Bishop

Program Reviews
Sid Smith

Editorial director
John Sterlicchi

Advertisement director
Simon Horgan

Advertisement manager
John Ross

Editorial/production assistant
Margaret Hawkins

Managing director
Terry Cartwright

Chairman
Richard Hease

Sinclair Programs is published
monthly by ECC Publications Ltd. It
is not in any way connected with
Sinclair Research Ltd.

Telephone
All departments
01-359 7481

If you would like to contribute to any of
the Sinclair User group of publications
please send programs, articles or ideas
for hardware projects to:

Sinclair User and Programs
ECC Publications
30-31 Islington Green,
London N1 8BJ

Programs should be on cassette and
articles should be typed. We cannot
undertake to return them unless a
stamped-addressed envelope is
included.

We pay £10 for each program published
and £50 per 1,000 words for each
article used.

© Copyright 1982
Sinclair Programs
ISSN No. 0263-0265
Printed and typeset by
Bournehall Press Ltd,
Welwyn Garden City,
Herts.


Distributed by
Spotlight Magazine Distribution Ltd,
1 Benwell Road
Holloway,
London N7
01-607 6411

Cover Illustration
Keith Duran

- 7 KEYBOARD
STICKS & STONES
- 10 HOT PURSUIT
FRUIT GUARD



- 8 SPACMAN
- 11 DETECTIVE
- 12 LONG OR SHORT
- 13 SPIROGRAPH
SCREEN WRITER
- 14 PHYSICS
- 16 HANGMAN



- 17 SPYPLANE
- 18 CLOCKMAN
- 19 BINOMIAL
DISTRIBUTION
- 20 3D HUNT
- 21 SPACE RESCUE
- 22 HORSE RACE
- 24 BIO-RHYTHMS
- 25 DOODLE

- 26 GHOST TREKKER
- 27 DAMBUSTERS
- 28 SPOTSWAT
SKI SLOPE
- 29 MEMORY
- 31 CITY BOMBER
- 32 MUSIC MACHINE
- 33 ONE-ARM BANDIT



- 34 STOPPING
DISTANCES
- 35 STAR BATTLE
- 36 RENUMBER
- 37 U.K. MAP
- 38 PRIME NUMBERS
- 39 POSTMAN



- 40 OUTLAW
- 42 SKY SHOOT
- 43 SCOFFER
- 44 SURROUND
- 45 SOLITAIRE
- 48 LINEAL REGRESSION

SPECTRUM'S SOFTWARE SETS YOU A CHALLENGE

Each program is written in Basic for the
SINCLAIR SPECTRUM COMPUTER USER.
All games incorporate both colour and sound.
Flexible parameters intrigue both the beginner
and more advanced alike.

SKETCH PAD

Create your own designs,
patterns or graphic displays.
Includes multi-colours, circle
and plot etc.

**ANY TWO
for £4.95
inclusive**

LUNAR LANDER

Command your own module.
Monitor progress on the screen.
Multiple variables challenge both
experts and beginners alike.

MASTERMIND

Pit your wits against the
computer. A six character colour
code is automatically generated
for you to crack.

DISASSEMBLER

Converts machine code into
assembler, either from existing
memory or machine code
entered manually.

CHARACTER GENERATOR

Create pictorial graphics both
easily and effectively. Use them
in your own programs.

**ALL FIVE
only £7.95
inclusive**

Instructions supplied.

All programs have been written, tested and
proved by Spectrum Software's own computer
experts. Prices are fully inclusive.

SPECTRUM SOFTWARE,

44-48 Magdalen Street, NORWICH, Norfolk NR3 1JE.

To: SPECTRUM SOFTWARE, 44-48 Magdalen Street, NORWICH,
Norfolk NR3 1JE.

NAME _____

ADDRESS _____

POSTCODE _____

Please send me any two of the following programs:
(TICK APPROPRIATE BOX)

- SP 101 SKETCH PAD ☐
102 LUNAR LANDER ☐
103 MASTERMIND ☐
104 DISASSEMBLER ☐
105 CHARACTER GENERATOR ☐

Please send me
the complete set
of all FIVE
individual
programs. ☐

I enclose my cheque/postal order for
made payable to SPECTRUM SOFTWARE.
Allow 28 days for delivery.

SP 9 82

P.E.P.

THE PROGRAM ENHANCEMENT PACKAGE FOR THE ZX81 (16K)

A suite of easy to use machine code routines designed
to transform your Basic programs.

- DEFINED SCROLL REGION 1 line to whole screen
- SCROLL up or down ■ FILL SCREEN any character
- CHANGE BACKGROUND ■ CHANGE FOREGROUND
- INVERSE VIDEO ■ FLASH SCREEN
- CLEAR SCREEN without changing print position

Supplied on tape with a 6K DEMO PROGRAM
and a FULL instruction booklet

ONLY £5.95 Incl. p & p

R & R

SOFTWARE

SPECTRUM VERSION NOW
AVAILABLE ONLY £3.75

GOLF (9K)

A full feature game for 1 or 2 players.
9 or 18 hole course to test your skill.
Fantastic full screen graphics with
rough, bunkers, trees, water
hazards, fairway and the green

34 BOURTON ROAD
GLOUCESTER GL4 0LE

ONLY £3.75

MINEFIELD (5K)

Guide your tank to safety. Hidden
mines will explode on contact and
send you back to the start. With only
nine lives to play with you must
remember your route so far

ONLY £3.75

BOMBER (5K)

Destroy the enemy city in this all
action machine code game. Beware
the cities defenders fight back.
Complete with high score feature

ONLY £4.95

**16K
GAMES**

PIMANIA



THE ADVENTURE GAME THAT'S FOR REAL !!!!

**£6,000 PRIZE! FREE HIT SINGLE! 48K ZX SPECTRUM
(16K ZX81 VERSION NOW AVAILABLE)**

Will you be the first to locate the Golden Sundial of Pi in time and space, and be
rewarded with the original? Exquisitely crafted by the winner of the De Beers
Diamond International Award, from gold, diamond and the most precious of the
earth's riches.

PIMANIA - where saxophones turn into hangliders, where music meets madness
and where the Pi Man rules supreme! He'll talk with you, he'll befriend you, he'll
betray you, he'll even do the Hokey-kokey! Animated cartoon graphics! Full
musical score! Spectacular colour and sound effects! Includes free hit single
"Pimania", with vocals by Clair Sinclair and the Pi-Men!

It could take you a week to play, it could take you a lifetime! PIMANIA,
"the best evidence that computer gaming has come of age... an adventure
enthusiast's dream!" (Computer & Video Games)

An investment at £10 (48K Spectrum) £8 (16K ZX81)



Automata Ltd. (S)
85a Osborne Road
Portsmouth PO5 3LR
England

Learn all about computers through a remarkable new language.

Simple English.

At long last, someone has written a book on computers that even Aunt Emily can understand.

That someone is none other than Dennis Jarrett: doyen of simple English and former Managing Editor of *WHICH COMPUTER?* and *Practical Computing*. And his book is called *The Good Computing Book for Beginners*.

If you're not a beginner, don't let the title put you off. Because this book provides a wonderful opportunity of clearing up any grey areas of your knowledge.

And a glance at the chapter headings down below may well give the impression that this book is fun to read. You would be right. It's the brightest way imaginable of learning all about computers.

There's also a complete language guide to

THE GOOD COMPUTING BOOK FOR BEGINNERS

PLUS a complete practical glossary of terms

All you need to know about computers
(and nothing you don't)
by Dennis Jarrett

computer-jargon mumbo-jumbo in a glossary of terms that's as comprehensive as you'll find anywhere.

All in all, you'll find this book does for computers what Berlitz did for languages. In 304 pages. And at a modest £1.95.

Your course in computers.

- 1** Introduction to the introduction – computer myths, why they are being dispelled, and the truth about computers.
- 2** What goes on inside – a swift canter through the heavy technology, avoiding irrelevant and/or difficult ideas: processors, chips, memory, I/O.
- 3** Programmes – what makes the computer tick, or at least where the noise comes from: system software, applications, the pleasant and unpleasant faces of programming.
- 4** What's a personal computer? – new readers start here, because this is all you need to know: what can it do? What's available? And where do you buy a computer?
- 5** What to look for – how to buy a small computer, or at least how to avoid complete disappointment.
- 6** A practical glossary – facts, opinions, references and a few personalities.
- 7** Now read on – recommended reading, with notes.

Enrol here!

Please send me _____ copy(ies) of the Good Computing Book for Beginners at £1.95 each plus 50p for postage and packing.

☐ I enclose cheque for £ _____ made payable to ECC Publications.

Name _____

Address _____

☐ Please charge my credit card the sum of £ _____

Name of credit card _____

Number _____

Signed _____

Now post please to ECC Publications,
30-31 Islington Green, London N1 8BJ.
Telephone enquiries: 01-359 7481.

NOW AVAILABLE FROM J.P. GIBBONS A.I.B.

(AUTHOR OF THE BEST BANKING PROGRAMS IN THE WORLD!)

The P.B.S. Bank reconciliation is believed to be the first such program to be available for the Sinclair ZX81 and the ZX Spectrum.

Just look at some of its features:

- Automatically matches bank statement items with transactions recorded in your "Personal Banking System."
- List all outstanding items such as uncleared cheques, funds received but not advised to you, bank charges — highlights all discrepancies. No more scratching around to try and find out why your statement balance is different to what you expected.
- Full search facilities allowing on-screen correction of any item.
- Saves and loads data to and from tape (ZX81 version, at double speed). Exchanges data with the main P.B.S. program. No need to save programs.
- Single key operation — uses m/c keyboard scan for single letter commands (ZX81 version).
- Extremely easy to use. No jargon to wade through before you get started. Demonstration program included.
- All item lists, searches (with totals), etc. can be output to your ZX printer.
- Full instructions included.
- Unique after sales maintenance provided.
- Operates in conjunction with "Personal Banking System" (Full input and correction facilities plus automatic posting of standing orders on due dates).

So banish the headaches, make life easier for yourself, send £15 for the Personal Banking System plus P.B.S. bank reconciliation and users manual.

Existing clients need only send £5 for the P.B.S. bank reconciliation which will operate with their present P.B.S.

The Personal Banking System (as reviewed in Popular Computing Weekly — 1st July) is available separately for £9.95 for cassette and user manual. ZX81 P.B.S. owners can order the Spectrum version for just £5.

Please specify whether ZX81 (16K) or ZX Spectrum (48K).

Guaranteed software available from J.P. Gibbons A.I.B.
14 Avalon Road, Orpington, Kent, BR6 9AX.

Your P.B.S. is never out of date!

Do your programs load from tape first time, every time? If not, you need...

(1) THE MICROCOMPUTER USER'S BOOK OF TAPE RECORDING by Hilderbay Ltd.

Contents:

PART I (for everybody; the 'how to' part):

- 1 How your system should work
- 2 choosing a tape recorder
- 3 testing and adjusting your tape recorder
- 4 keeping your recorder in good condition
- 5 the selection and care of tapes
- 6 making reliable recordings
- 7 loading 'difficult' tapes
- 8 useful accessories.

PART II (more for enthusiasts; the 'why' part):

- 9 how a tape recorder works
- 10 computer cassette interface waveforms
- 11 stereo heads, azimuth angle error
- 12 miscellaneous tape problems.

Price £3.15 incl postage; £2.90 from bookshops. Or ask for it at your library.

(2) **TEST AND ALIGNMENT CASSETTE:** a precision accessory which enables you to set up the azimuth angle of your cassette recorder head accurately using only a small screwdriver! Azimuth error is one of the commonest causes of tape troubles. With full instructions. £4.90.

(3) **LOADING AID:** if your recorder is basically OK, but you have trouble getting the playback level right with tapes from different sources, you need our Loading Aid! Also suitable for checking the quality of tapes, detecting and (sometimes) compensating for dropouts, etc. With full instructions and hints on tape use. £5.95

(4) **TAPE RECORDER** aligned and tested for computer use. A simple, but satisfactory, machine. £22 + £2 postage (All products suitable for most computers)

SPECIAL TAPE OFFER!

Book + alignment cassette + loading aid for £11.90!

SPECTRUM SOFTWARE (48K)

PAYROLL (50 employees, all tax codes, pay levels, NI contributions; Hourly, weekly, monthly; payslips, summary of payments; Very easy to use; Amendments to employee details very easy right up to the last minute; Can also compute gross pay & deductions from net pay). £25

STOCK CONTROL (typically 1500 stock lines; prints list of all lines, or lines with given codes, or understocked lines; locate-by-name/add/delete stock line in under two seconds; prints values of stock. Program loads in one minute, data in less than three). £25

GOLD our best-selling adventure game, now available on the Spectrum! £8

All these programs are available from stock; we have interesting professional Spectrum software development, but we won't advertise it until we can supply it!

ZX-81 SOFTWARE (16-48K)

BEAMSCAN. Computers bending moment and shear force diagrams for a simply supported beam with 1-99 point, uniform, and uniformly tapered loads. £25.

TIME LEDGER for up to 17 employees, 200 clients. A great time-saver! £15

OPTIMAX. A powerful linear optimisation program. Up to 75 variables. <, =, > constraints. £40

PAYROLL. Similar to the Spectrum version, but 30 employees. £25

STOCK CONTROL: about 400 stock lines in 16K, 2000 in 48K). £25

CRITICAL PATH ANALYSIS. Enter & solve 500-activity network in 16K. Edit durations & costs, & repeat. £15

BUDGET. Keeps track of expenses & compares them with budget. 50 headings, 12 months (I) or 12 categories (II). £15 for budget I & II (together)

FINANCIAL PACK I. Contains three programs: MORTGAGE, LOAN, VAT. £8

GOLD. A tantalising adventure game! £6

Free **GOLD** (ZX-81 or Spectrum) with all orders of £22 or over postmarked before 1 December.

All prices include VAT. Everything post free unless stated otherwise. COD orders £2 extra. Access orders accepted by telephone.

Hilderbay Ltd

Professional Software
8/10 Parkway
Regents Park
London NW1 7AA
Tel: 01-485 1059 Tlx: 22870

NEW 16K SPECTRUM + £42.50 = 48K SPECTRUM

We did it for the ZX81 - we've now done it for the ZX SPECTRUM!

Add on memory at an amazingly low price. Increase your 16K to a massive 48K with the

32K RAM BOARD

Using fewer components on a high quality double sided board to give you top performance, reliability and economy. You can carry on writing larger programmes in sections ready to MERGE when your extra 32K RAM BOARD arrives within 21 days.

ONLY

£42.50

Installation is simple - the entire fitting is completed in just a few minutes (with the aid of a screwdriver - NO SOLDERING!)

(32K RAM Board) PLEASE CONTACT US BEFORE ORDERING

NEW As reviewed in 'ZX Computing' August/Sept '82 ECONO TECH 16K RAM PACK

ONLY

£20.95

Available ONLY from JRS. We believe the Econo Tech is the lowest priced 16K RAM available. No frills - just a reliable and economical way to expand your ZX81.

ONLY £20.95 (£39.95)

With advances in microtechnology we are now able to offer the

64K RAM PACK

Same quality as the 16K RAM below but giving massive memory to your ZX81, yet having external dimensions no larger than the 16K RAM.

ONLY £62.95 (£119.95)

As reviewed in 'Your Computer' March 82

16K RAM PACK

Quite simply the best available plus FREE 'Alien Attack' (7K M/code) on cassette - value £5.75 (£11.00)

Fully built, tested and guaranteed. Uses existing power supply (Min. 600 m.a.)

Compatible with printer

No wobble problems

Gold plated edge connector for perfect contact with your ZX81

Normally despatched within 10 days of receipt of your order.

ONLY £26.50 (£49.95)



SEE US ON
STAND V31 AT
THE NORTHERN
COMPUTER FAIR

All prices are fully inclusive of post and packing.
OVERSEAS CUSTOMERS PLEASE NOTE: ALL PRICES ARE APPLICABLE FOR EXPORT, INCLUDING AIRMAIL POSTAGE. PAYMENT MAY BE MADE IN STERLING MONEY ORDER AVAILABLE AT YOUR BANK OR YOUR OWN U.S. CHECK. MADE PAYABLE TO JRS SOFTWARE. DESPATCH NORMALLY 7 DAYS FROM RECEIPT OF YOUR ORDER.


JRS SOFTWARE

19 WAYSIDE AVENUE, WORTHING, SUSSEX. BN13 3JU Telephone: (0903) 65691

KEYBOARD

KEYBOARD is a test for all sharpshooters of the computer keyboard. A letter will appear on the screen heading full tilt for self-obliteration in an inverse space at stage left. Your task is to hit the appropriate key before the letter auto-destructs. Your flying-fingered reviewer managed only five in fast mode.

Submitted by Graham Woods of Redhill, Surrey for the 1K ZX-81.



```

1 PRINT "ENTER LEVEL; 1 (HARD)
OR 2 (EASIER); "
5 INPUT A
10 IF A=1 THEN LET P=15
15 IF A=2 THEN LET P=22
16 CLS
17 LET S=0
18 LET N=0
20 LET M$=CHR$ (INT (RND*26)+3
8)
25 PRINT AT 11,0,"■"
30 FOR X=P TO 0 STEP -1
35 PRINT AT 11,X:M$;" "
37 IF INKEY$(">") THEN GOTO 50

```

```

40 NEXT X
42 PRINT "NOT FAST ENOUGH"
45 GOTO 100
50 LET N$=INKEY$
55 IF N$=M$ THEN PRINT "YES"
57 IF N$=M$ THEN LET S=S+1
60 IF N$<>M$ THEN PRINT "WRONG"
100 FOR Z=0 TO 50
105 NEXT Z
107 CLS
108 LET N=N+1
109 IF N=10 THEN GOTO 111
110 GOTO 20
111 PRINT S

```

THE DISPLAY of **Sticks and Stones** will show you three sticks lying horizontally in the middle of the screen. You are required to move each of them so that the holes in them line up and allow the stone—"O"—to pass through them. After 10 attempts your score is displayed.

Manoeuvre the top stick with keys

1 and Ø, the middle stick with Q and P, and the bottom one with A and NEWLINE. A small but exasperating routine for the 1K ZX-81 from Timothy Taylor, of Perterfield, Hampshire. Graphics notes:

20—LET E=INT (RND*4)+12

40—Inverse spaces; graphic inverse As; inverse spaces.

104—FOR J=9 TO 11

STICKS AND STONES

```

1 LET G=0
4 LET A=12
5 LET B=A
6 LET C=A
10 FOR D=1 TO 10
20 LET E=INT (RND*4)+12
30 FOR F=2 TO 12
40 PRINT AT 9,A;"■";AT 10,E;"■";AT 11,C;"■";AT F,E;"O"
50 LET A=A+(INKEY$="Ø")-(INKEY$="1")
60 LET B=B+(INKEY$="P")-(INKEY$="Q")
100 LET C=C+(INKEY$=CHR$ 118)-(INKEY$="A")
104 FOR J=9 TO 11
105 IF F=J AND E=A+3 AND E=B+1 AND E=C+2 THEN LET G=G+1
106 NEXT J
110 PRINT AT F,E;" "
120 NEXT F
130 NEXT D
140 PRINT "SCORE=";INT (G/3)

```



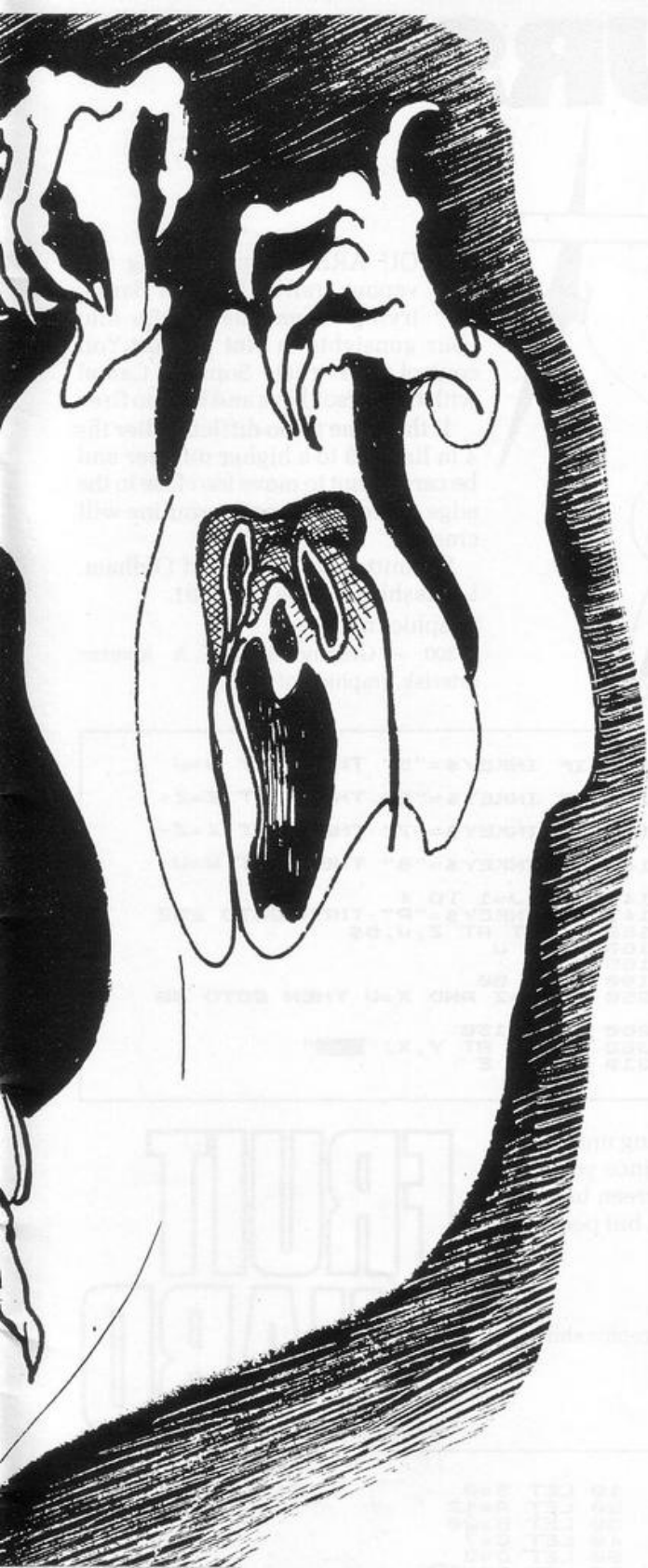

```

1 GO SUB 9000
2 LET R=.01: LET S=0: LET SX=
10: LET SX1=2: LET SY1=2: LET SY
=10: LET X=19: LET Y=2: LET D$="
$": BORDER 1: PAPER 1: INK 1: CL
5: PAPER 7
9 DIM A$(20,20)
10 LET A$(1)="
20 LET A$(2)="
30 LET A$(3)="
40 LET A$(4)="
50 LET A$(5)="
60 LET A$(6)="
70 LET A$(7)="
80 LET A$(8)="
90 LET A$(9)="
100 LET A$(10)="
110 LET A$(11)="
120 LET A$(12)="
130 LET A$(13)="
140 LET A$(14)="
150 LET A$(15)="
160 LET A$(16)="
170 LET A$(17)="
180 LET A$(18)="
190 LET A$(19)="
200 LET A$(20)="
210 PRINT ": FOR I=1 TO 20: PRI
NT "A$(I): NEXT I
1000 LET A$(X,Y)="
1001 IF S=180 OR S=450 OR S=740
THEN LET S=S+100: PAPER 1: CLS:
GO SUB 7000: PAPER 1: CLS: PAP
ER 7: GO TO 10
1010 IF INKEY$="" THEN GO TO 105
5
1020 IF INKEY$="5" THEN LET D$="
1030 IF INKEY$="6" THEN LET D$="
1040 IF INKEY$="7" THEN LET D$="
1050 IF INKEY$="8" THEN LET D$="
$
1055 PRINT AT X,Y: "
1060 IF D$="5" AND A$(X-1,Y)(">"
THEN LET X=X-1
1061 IF D$="6" AND A$(X,Y+1)(">"
THEN LET Y=Y+1
1062 IF D$="7" AND A$(X+1,Y)(">"
THEN LET X=X+1
1063 IF D$="8" AND A$(X,Y-1)(">"
THEN LET Y=Y-1
1064 PRINT AT X,Y: INK 0; D$
1070 IF A$(X,Y)="" THEN LET S=S
+1: PRINT AT 0,0: S: BEEP .1,-10
1080 PRINT AT SX,SY: A$(SX,SY): I
F INT (RND*2)+(GX>X) AND A$(SX-1
,SY)(">" THEN LET SX=SX-1
1090 IF INT (RND*2)+(GX<X) AND A
$(SX+1,SY)(">" THEN LET SX=SX+1
2000 IF INT (RND*2)+(GY>Y) AND A
$(SX,SY-1)(">" THEN LET SY=SY-1
2010 IF INT (RND*2)+(GY<Y) AND A
$(SX,SY+1)(">" THEN LET SY=SY+1
2015 PRINT AT SX,SY: INK 5; A$
2020 IF (SX=X AND SY=Y) OR (SX1=
X AND SY1=Y) THEN PRINT AT X,Y:
FLASH 1; D$: STOP
3000 PRINT AT SX1,SY1: A$(SX1,SY1
): IF INT (RND*2)+(GX1>X) AND A$
$(SX1-1,SY1)(">" THEN LET SX1=SX
1-1
3090 IF INT (RND*2)+(GX1<X) AND
A$(SX1+1,SY1)(">" THEN LET SX1=
SX1+1
3100 IF INT (RND*2)+(GY1>Y) AND
A$(SX1,SY1-1)(">" THEN LET SY1=
SY1-1
3110 IF INT (RND*2)+(GY1<Y) AND
A$(SX1,SY1+1)(">" THEN LET SY1=
SY1+1
3120 PRINT AT SX1,SY1: INK 4; "
3130 GO TO 1000
7000 FOR F=0 TO 25
7001 PRINT AT 10,29: INK 7; "O"
7010 PRINT AT 10,F: INK 0; "
: INK 6; "$"
7020 BEEP .1,-15
7030 NEXT F

```



SPA



```

7035 BEEP .2,-20
7040 FOR F=25 TO 0 STEP -1
7050 PRINT AT 10,F: INK 5;" ";
      INK 6;" "
7055 BEEP 0.1,0
7060 NEXT F: CLS : RETURN
8999 STOP
9000 DATA 0,BIN 1000010,BIN 1110
0111,255,255,BIN 111110,BIN 111
100,BIN 11000
9010 DATA BIN 000011100,BIN 1111
10,BIN 1111100,BIN 1111000,BIN 1
111000,BIN 1111100,BIN 111110,BI
N 11100
9020 DATA 0,BIN 00011000,BIN 001
11100,BIN 01111110,255,255,BIN 1
1100111,BIN 01000010,0
9030 DATA BIN 001110000,BIN 0111
11000,BIN 001111100,BIN 00011111
0,BIN 000111110,BIN 001111100,BI
N 01111000,BIN 001110000
9035 DATA 24,50,120,219,219,255,
219,145
9040 RESTORE 9000
9045 FOR f=0 TO 7: READ a: POKE
USR "u"+f,a: NEXT f
9050 FOR f=0 TO 7: READ a: POKE
USR "r"+f,a: NEXT f
9060 FOR f=0 TO 7: READ a: POKE
USR "d"+f,a: NEXT f
9070 FOR f=0 TO 7: READ a: POKE
USR "l"+f,a: NEXT f
9075 FOR f=0 TO 7: READ a: POKE
USR "a"+f,a: NEXT f
9080 RETURN

```

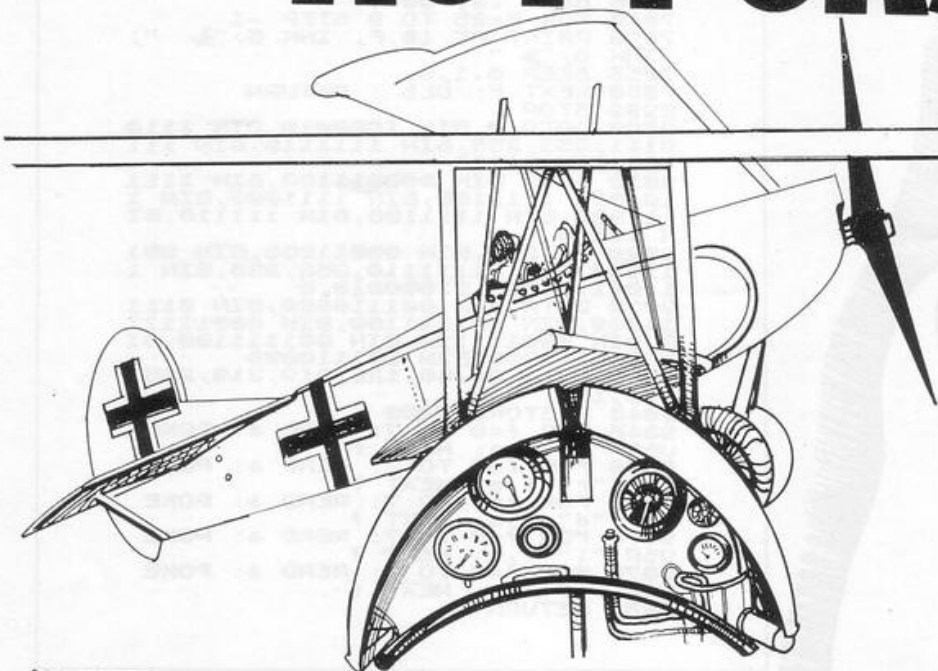
SPACMAN is a good version of the perennial Pacman from S J Stearn of Harpenden, Herts, for the 16K Spectrum.

Naturally it suffers in any comparison with arcade machines; there are no power pills, no exit, and the two ghosts are decidedly more dumb than their cousins in the amusement halls, though still fast enough to catch you more often than not.

This listing is a big leap forward in our quest for an arcade-quality Pacman and provides a good basis for anyone wanting to do further work on the project; providing exits, for example, would probably not be too difficult.

PACMAN

HOT PURSUIT



YOU ARE bumping along the vapour trail of the Red Baron, trying to manouevre him into your gunsights in **Hot Pursuit**. You control your trusty Sopwith Camel with the cursor keys and hit P to fire.

If the game is too difficult alter the 4 in line 143 to a higher number and be careful not to move too close to the edge of the screen or the routine will crash.

Submitted by S Wild, of Oldham, Lancashire, for the 1k ZX-81.

Graphics notes:

300 - Graphic shifted A inverse asterisk, graphic shifted A.

```

5 LET A$=" "
10 LET X=14
20 LET Y=11
25 LET B$="--"
30 LET Z=5
35 LET U=5
40 LET E=0
50 LET P=INT (RND*4)
55 LET E=E+1
57 IF X>23 THEN GOTO 70
60 IF P=0 THEN LET X=X+1
65 IF X<4 THEN GOTO 30
70 IF P=1 THEN LET X=X-1
75 IF Y>18 THEN GOTO 30
80 IF P=2 THEN LET Y=Y+1
85 IF Y<3 THEN GOTO 30
90 IF P=3 THEN LET Y=Y-1
100 PRINT AT Y,X;A$

```

```

110 IF INKEY$="S" THEN LET W=W-1
120 IF INKEY$="S" THEN LET Z=Z+1
130 IF INKEY$="7" THEN LET Z=Z-1
140 IF INKEY$="8" THEN LET W=W+1
143 FOR J=1 TO 4
145 IF INKEY$="P" THEN GOTO 250
150 PRINT AT Z,W;B$
160 NEXT J
185 CLS
190 GOTO 50
250 IF Y=Z AND X=W THEN GOTO 30
260 GOTO 150
300 PRINT AT Y,X;" "
310 PRINT E

```

FRUIT GUARD is a game for the 1K ZX-81, submitted by C Regaud of London SW7. The object is for you (graphic shifted M) to fetch the fruit (graphic shifted U) and take it home (inverse H) by evading the monster (graphic shifted P).

The best way to make sure you are

munching instead of being munched is to keep to the sides, since you can use them to cross the screen but the monster cannot. It is fun but perhaps a little too easy.

Graphics notes:

60 - Graphic shifted U

70 - Graphic shifted M, graphic shifted P, inverse H.

FRUIT GUARD



```

10 LET S=0
20 LET A=12
30 LET B=20
40 LET C=7
50 LET D=3
60 LET A$=" "
70 PRINT AT A,B;" "
; AT 12,20;" "
80 LET A=A+(INKEY$="S")-(INKEY$="7")
90 LET B=B+(INKEY$="S")-(INKEY$="5")
100 LET C=C+(A>C)-(A<C)
110 LET D=D+(B>D)-(B<D)
120 IF A=0 THEN LET A=20
130 IF A=21 THEN LET A=1
140 IF B=0 THEN LET B=30
150 IF B=31 THEN LET B=1
160 CLS
170 IF A=12 AND B=20 AND A$="" THEN GOTO 210
180 IF A=C AND B=D THEN PRINT AT A,B;"MUNCH";AT 0,0;S;X
190 IF A=7 AND B=3 THEN LET A$=" "
200 GOTO 70
210 LET S=S+1
220 GOTO 60

```



DETECTIVE

THIS INTERESTING concept for the 1K ZX-81 requires you to play the **Detective**, cross-questioning a series of murder suspects. You must first enter their names with the following short routine:

```
10-DIM A$(8,8)
20-FOR A=1 to 8
30-INPUT B$
40-LET A$(A,1 TO 8)=B$
50-NEXT A
```

That should be RUN and eight names of five letters or fewer should be entered. That routine should then be deleted—by typing-in the line numbers only—and the complete program entered.

Note that there is no need to enter the names again after the program has been taped, as the names are also saved. To run the program you must press GOTO 0—not RUN. The computer then takes a few seconds to establish the position of the suspects, who can be in towns A or B, in the N or S and E or W of that town.

You are then given the position of the murderer and must establish his identity. Do that by entering a number between 1 and 8 to choose a suspect. Inputting 1 will reveal the town where the suspect was at the time of the murder and 2 and 3 will discover his position in the N or S, E or W. After 12 questions you must make an accusation by entering the number of a suspect. If you want to arrest someone early, enter 9.

A diverting idea from Colin Cushings, of Harlow, Essex.

```
10 FOR N=1 TO 8
20 LET A$(N,6)=CHR$(INT (RND*
2)+38)
30 LET A$(N,7)=CHR$(INT (RND
*2)*5)+51)
40 LET A$(N,8)=CHR$(INT (RND
*2)*13)+42)
50 NEXT N
60 LET M=INT (RND*8)+1
69 FOR A=1 TO 12
70 PRINT AT 13,13;A$(M,6); " ";
A$(M,7); " ";A$(M,8)
90 INPUT C
95 IF C=9 THEN GOTO 155
110 PRINT AT 9,13;A$(C,1 TO 5)
120 INPUT B
130 PRINT AT 11,15;A$(C,8+5)
135 PAUSE 200
140 CLS
150 NEXT A
155 PRINT "WHO DO YOU ACCUSE"
160 INPUT A
165 PRINT AT 11,13;"*****"
170 IF A=M THEN PRINT AT 11,13;
"*****"
180 PRINT A$(M,1 TO 5); " DID IT
```


LONG OR SHORT


LONG OR SHORT is a game for the unexpanded ZX-80 and is a variation of the game Hi-Lo. The random number generator of the machine produces a number between 1 and 100. You have to guess that number but instead of telling you in figures how near your guess was to the answer, the ZX-80 will display a line.

The shorter the line the closer you are to the correct answer. When the game is finished the machine will tell you what it thought of your effort to guess the number.

The program was written by G Gill of Westerham, Kent.

```

5 LET C=0
10 PRINT "SHORT OF LONG"
15 PRINT
20 PRINT "I,M THINKING OF A
NUMBER (1-100)"
25 PRINT
30 PRINT "AS A CLUE , I,LL DRAW
A LINE"
35 PRINT
40 PRINT "THE SHORTER IT IS,
THE NEARER"
45 PRINT
50 PRINT "YOU ARE"
55 LET A=RND (100)
60 PRINT, "YOUR GUESS?"
65 INPUT B
70 LET C=C+1
80 IF A=B THEN GOTO 200
85 LET D=ABS((A - B)/2)
90 FOR G=1 TO D
95 PRINT "INVERSE SPACE"; (shift
A)
100 NEXT G
105 PRINT B
110 PRINT
115 GOTO 65
200 IF C< 5 THEN PRINT
"EXCELLENT";
205 IF C> 4 AND C<10 THEN
PRINT "NOT BAD";
210 IF C> 9 THEN PRINT "WAKE
UP";
215 PRINT "THAT TOOK
";C;"GOES"
220 POKE 16421, 24
225 STOP
    
```



SCREENWRITER

SCREENWRITER is not a program for would-be employees of MGM but a neat routine for producing the kind of large-scale graphics shown in our listing.

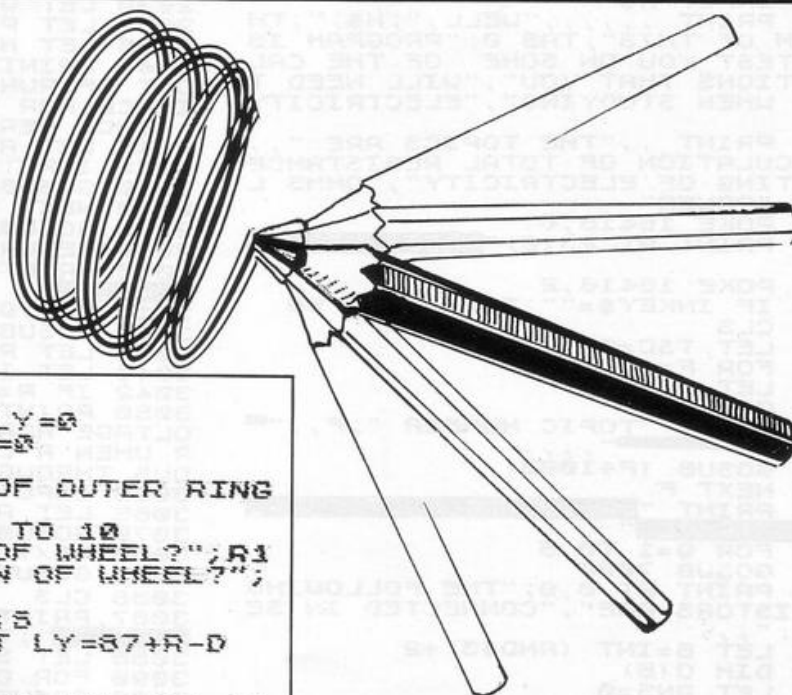
A maximum of four lines of eight characters can each be displayed on the screen at one time. The prompt for a string entry is given and a maximum of seven characters can then be entered.

The enlarged string is then displayed and will scroll up to make way for a new string. With a COPY command, the program could be used with the ZX-81 printer.

```
10 INPUT A$
20 FOR L=SGN PI TO LEN A$
30 LET X=VAL "7681"+CODE A$(L)
40 FOR Y=NOT PI TO CODE "J"
50 LET P=PEEK (X+Y)
60 FOR G=7 TO 0 STEP -1
70 IF P<2**G THEN GOTO 100
80 PLOT 8*L-G,6-Y
90 LET P=P-2**G
100 NEXT G
110 PAUSE CODE " ; "
120 NEXT Y
130 NEXT L
140 SCROLL
150 SCROLL
160 SCROLL
165 SCROLL
170 GOTO SGN PI
```

SPIROGRAPH, from Martin Richards, of Stevenage, Herts uses the hi-res graphics of the Spectrum to fascinating effect.

The program produces graphics in the style of those line-drawing machines with the swinging weights and turning tables. On the Spectrum, too, it is fun to watch and you have good pictures.



```
5 LET LX=0: LET LY=0
7 LET X=0: LET Y=0
10 CLS
20 INPUT "RADIUS OF OUTER RING"
30 IF R=0 THEN GO TO 10
40 INPUT "RADIUS OF WHEEL?";R1
50 INPUT "POSITION OF WHEEL?";
60 INPUT "SPEED?";S
70 LET LX=127: LET LY=87+R-D
80 PLOT LX,LY
90 LET A=0
100 LET X=(R-R1)*SIN (A)+(R1-D)
110 LET Y=(R-R1)*COS (A)+D
120 DRAW X-LX,Y-LY
130 LET LX=X
140 LET LY=Y
150 LET A=A+S
160 IF INKEY$="" THEN GO TO 100
170 GO TO 20
```

SPIROGRAPH

DO YOU teach physics or study it? **Physics** is a program for the 16K ZX-81 which tests you on some of the calculations necessary in basic electrical physics.

There are four topics in the listings but two of them are divided into subsections giving a total of seven types of problem. After each question you are told whether you

are correct, incorrect or close enough and your score is displayed at the end of every section.

As each new topic is introduced every 1,000 lines, new sections could easily be included by changing the 5 in line 110 and by moving lines 4225-4270 to the end of the last topic.

Sent by Michael Coombes, of Newport, Gwent.

PHYSICS



```


10 REM "PHYSICS"-M. COOMBS, AUG
.1982
20 PRINT TAB 12; "PHYSICS"
30 PRINT "HELLO, WELCOME
TO "PHYSICS""; AT 5,0; "PLEASE T
YPE IN YOUR NAME"
40 INPUT N$
50 PRINT "WELL, "; N$; ", TH
E AIM OF THIS"; TAB 8; "PROGRAM IS
TO TEST YOU ON SOME OF THE CAL
CULATIONS THAT YOU"; "WILL NEED T
O DO WHEN STUDYING"; "ELECTRICITY"
60 PRINT "THE TOPICS ARE:"
"CALCULATION OF TOTAL RESISTANCE"
COSTING OF ELECTRICITY"; "OHMS L
AW"; "POWER"
70 POKE 16418,0
80 PRINT AT 23,0; "PRESS NEWLIN
E"
85 POKE 16418,2
90 IF INKEY$="" THEN GOTO 98
100 CLS
105 LET TSC=0
110 FOR F=1 TO 5
115 LET SC=0
117 CLS
120 PRINT "TOPIC NUMBER "; F; ", "
130 GOSUB (F*1000)
140 NEXT F
1000 PRINT "CALCULATION OF TOTAL
RESISTANCE"
1015 FOR Q=1 TO 5
1017 GOSUB 7000
1020 PRINT AT 8,0; "THE FOLLOWING
RESISTORS ARE"; "CONNECTED IN SE
RIES:"
1025 LET B=INT (RAND*3)+2
1027 DIM Q(B)
1028 LET ANS=0
1030 FOR G=1 TO B
1040 LET Q(G)=INT (RAND*5)+1
1045 LET ANS=ANS+Q(G)
1050 NEXT G
1060 FOR G=1 TO B
1070 PRINT " "; Q(G); " OHMS"
1080 NEXT G
1090 PRINT "WHAT IS THE TOTA
L RESISTANCE?"
1100 INPUT T
1120 GOSUB 8000

```

```

1130 NEXT Q
1140 GOSUB 9500
1900 RETURN
2000 PRINT TAB 4; "COSTING OF ELE
CTRICITY"
2010 FOR Q=1 TO 5
2020 GOSUB 7000
2030 LET WA=(INT (RAND*9)+10)+50
2032 LET P=INT (RAND*4)+2
2035 LET H=INT (RAND*5)+2
2040 PRINT AT 8,0; "WHAT IS THE C
OST OF RUNNING A"; WA; " WATT APPL
IANCE, FOR "; H; " HOURS"; "AT "; P;
" PENCE PER UNIT?"
2045 LET ANS=(WA/1000)*H*P
2050 INPUT T
2060 GOSUB 8000
2070 NEXT Q
2080 GOSUB 9500
2090 RETURN
3000 PRINT TAB 5; "THE OHMS LAW E
QUATION"
3010 FOR Q=1 TO 5
3020 GOSUB 7000
3030 LET R=INT (RAND*9)+1
3040 LET I=INT (RAND*5)+1
3042 IF R=8 THEN GOTO 3030
3050 PRINT AT 8,0; "WHAT IS THE V
OLTAGE ACROSS A"; R; " OHM RESISTO
R WHEN A CURRENT OF"; I; " AMPS FL
OWS THROUGH IT?"
3060 INPUT T
3065 LET ANS=R*I
3070 GOSUB 8000
3080 NEXT Q
3085 GOSUB 9500
3086 CLS
3087 PRINT TAB 5; "THE OHMS LAW E
QUATION"; TAB 5; "(PART 2)"
3088 LET SC=0
3090 FOR Q=1 TO 5
3100 GOSUB 7000
3110 LET R=INT (RAND*9)+1
3120 IF R=8 THEN GOTO 3110
3130 LET V=INT (RAND*19)+1
3135 IF R>4 THEN GOTO 3110
3140 PRINT AT 8,0; "WHAT CURRENT
FLOWS THROUGH A"; R; " OHM RESISTO
R, WITH "; V; " VOLTS"; "ACROSS IT?"
3150 LET ANS=V/R
3160 INPUT T
3170 GOSUB 8000
3180 NEXT Q

```



```

3190 GOSUB 9500
3200 CLS
3210 PRINT TAB 5;"THE OHMS LAW S
SECTION";TAB 5;"(PART 3)"
3215 LET SC=0
3220 FOR Q=1 TO 5
3230 GOSUB 7000
3240 LET I=INT (RND*5)+1
3250 LET V=INT (RND*10)+10
3260 LET ANS=V/I
3270 PRINT AT 8,0;"WHAT VALUE OF
RESISTOR GIVES A","CURRENT OF "
;I;" AMPS WHEN ","V;" VOLTS ARE A
PPLIED ACROSS IT?"
3280 INPUT T
3290 GOSUB 8000
3300 NEXT Q
3310 GOSUB 9500
3320 RETURN
4000 PRINT TAB 13;"POWER"
4010 FOR Q=1 TO 5
4020 GOSUB 7000
4030 LET I=INT (RND*5)+1
4040 LET V=INT (RND*20)+2
4050 LET ANS=V*I
4060 PRINT AT 8,0;"WHAT IS THE P
OWER OF A LIGHT","BULB IF ","I;"
AMPS FLOW THROUGH IT","WHEN THE
E ARE ","V;" VOLTS","ACROSS IT?"
4070 INPUT T
4080 GOSUB 8000
4090 NEXT Q
4100 GOSUB 7000
4102 GOSUB 9500
4105 CLS
4110 PRINT TAB 13;"POWER";TAB 12
;"(PART 2)"
4115 LET SC=0
4120 FOR P=1 TO 10
4125 NEXT P
4130 GOSUB 7000
4140 LET V=240
4150 LET I=INT ((RND*10)+10)+50
4160 LET ANS=I/V
4170 PRINT AT 8,0;"WHAT CURRENT
FLOWS THROUGH A","I;" WATT APPLIA
NCE WHEN WITH A","240 VOLT SUPPL
Y?"
4180 INPUT T
4190 GOSUB 8000
4200 NEXT Q
4210 GOSUB 7000

```

```


4215 FOR Q=1 TO 10
4220 NEXT Q
4222 GOSUB 9500
4225 CLS
4230 PRINT AT 2,0;"WELL,","N$;","Y
OU HAVE NOW";TAB 0;"TRIED ALL TH
E CALCULTIONS","YOUR FINAL
SCORE IS ";TSC
4240 PRINT ,,,,"DO YOU WISH TO
START AGAIN?"
4250 IF INKEY$="Y" THEN GOTO 100
4260 IF INKEY$="N" THEN STOP
4270 GOTO 4250
7000 FOR A=8 TO 21
7010 PRINT AT A,0;""
7020 NEXT A
7030 RETURN
8000 IF T=ANS THEN PRINT ,,,,"WE
LL DONE ";N$;","";TAB 0;"THAT IS
CORRECT."
8005 IF T<>ANS AND INT ANS=INT T
THEN PRINT ,,,,"CLOSE ENOUGH ";
N$;TAB 0;TAB 0;"THE EXACT ANSWER
WAS ";ANS
8010 IF T=ANS OR INT ANS=INT T T
HEN LET SC=SC+1
8015 IF INT ANS=INT T THEN GOTO
8040
8020 IF T<>ANS THEN PRINT ,,,,"NO
";N$;"" THAT IS WRONG","THE ANSW
ER WAS ";ANS
8040 GOSUB 9000
8050 RETURN
9000 FOR P=1 TO 20
9010 NEXT P
9020 RETURN
9500 CLS
9505 PRINT "YOUR SCORE FOR THIS
SECTION IS",SC," OUT OF ";Q-1
9510 LET TSC=TSC+SC
9520 PRINT ,,,,"YOUR TOTAL SCO
RE SO FAR IS ";TSC
9530 FOR Y=1 TO 3
9540 GOSUB 9000
9550 NEXT Y
9552 FOR P=1 TO 5
9554 SCROLL
9556 NEXT P
9560 RETURN
9900 SAVE "PHYSICS"
9910 RUN

```


HANGMAN II is an improved and updated version of Gill's ZX-80 Hangman game the July/August issue of Sinclair User. This version makes the giant stride of showing a display of the gallows, advanced one stage for every incorrect guess.

The 120-word vocabulary consists of 40 six-, seven- and eight-letter words selected randomly from a dimensioned string.

This seems a reasonably definitive listing for this game and is therefore worth a place in anyone's cassette collection. It was sent by P Marsland, of Tamworth, Staffs, for the 16K ZX-81.



HANGMAN

II

```

4 LET S=0
5 LET F=410
6 DIM A$(3,320)
8 LET B=INT (RAND*4)
10 LET A=INT ((RAND*40)-1)*(B+S)

```

```

13 LET A$(1)="ACROSSAROUNDALW
YSANIMALARRIVEBURROWBRANCHSCHOOL
BRIDGECAUGHTMOTHERPEANUTPLEASEDE
SERTDRAGONDERIVESECRETSSORROWINSC
THOLLOWAVENGEWEAPONDETACHDEVISED
ESIGNTOMATOSCRAPESQUEASYSSQUEALDIS
TILMURDERLETTERNOBMALEBATTLEVISIO
NMUTINYBARRELVOYAGERRETURNDEVOID"

```

```

14 LET A$(2)="DEGRADEANXIOUS
ROUGHBELIEVEBENEATHRELIEVEBICYCL
ECRICKETEXCITEDKITCHENBNOIWMANBARO
THERCHICKENTONIGHTVINEGARARELEASE
INSTANTWHISTLEUNHAPPYALREADYOUTS
IDESOMEONESTOPPEDFEATHERDRAZZLEC
ABBAGEBECAUSEDIALECTBLANKETAGAIN
STHINSELFPRACCDONTROUBLEBLOSSOMPA
RADOXPOPULARBAFFLEMASSIVETRAFFIC
TRACTOR"

```

```

16 LET A$(3)="FOLLICLEACCIDENT
ALTHOUGHBIIRTHDAYBUSINESSCHEERFUL
COMPLETECONTINUEDARKNESSDAYDREAM
DISCOVERDISTANCEELECTRICRESPONSE
PERIODICORNAMENTPAVEMENTSOMETIME
ENORMOUSMOUNTAINMOTORISTLEMONADE
ENDANGERVIOLENCEREVERENTTAPESTRY
REMBERSURPRISETOMORROWYOURSELFHA
NDSOMEJECTIIONTOGETHERFRAIGHTENFR
IENDLYFOUNTAININELECTIONDESTRUCT30
UIRRELGOODNESS"

```

```

18 IF B<1 THEN GOTO 8
20 LET B=A$(B)
30 LET B=B$(A+1 TO A+(B+S))
34 PRINT AT 0,10;"XXXXXXXXXX"

```

```

35 PRINT AT 2,0;"ENTER YOUR GU
ESS LIVES LEFT: 10"
37 FOR N=10 TO B+14
38 PRINT AT 12,N;"-"
39 NEXT N

```

```

40 FOR Z=1 TO 10
45 LET K=0
50 INPUT H$
55 PRINT AT 2,30;" "
60 PRINT AT 2,30;10-Z
70 FOR D=1 TO B+S
75 IF H$=B$(D) THEN LET K=K+1
80 IF H$=B$(D) THEN LET S=S+1
85 IF H$=B$(D) THEN PRINT AT 1
2,9+LEN B$( TO D);H$
90 NEXT D
95 IF K>0 THEN GOTO 105
96 GOSUB F
100 LET F=F+10
105 IF K>0 THEN LET Z=Z-1
106 IF S=B+S THEN GOTO 150
110 NEXT Z
120 GOTO 500
150 PRINT AT 19,0;"YOU GUESSED
IT IN ";Z
160 STOP
410 PRINT AT 10,11;"-----"
415 RETURN
420 FOR N=9 TO 4 STEP -1
424 PRINT AT N,11;" "
425 NEXT N
426 RETURN
430 PRINT AT 3,11;"-----"
435 RETURN
440 PRINT AT 4,11;" I"
445 RETURN
450 PRINT AT 5,11;" O"
455 RETURN
460 PRINT AT 6,11;" "
465 RETURN
470 PRINT AT 6,11;" "
475 RETURN
480 PRINT AT 6,11;" "
485 RETURN
490 PRINT AT 7,11;" "
495 RETURN
500 PRINT AT 7,11;" "
510 PRINT AT 4,18;"YOU ARE HANG
ED";AT 6,18;"IT WAS";AT 8,18;B$

```

SPY



PLANE

```

10 LET S=VAL "5"
20 LET X=VAL "11"
30 CLS
40 LET A=VAL "15"
50 FOR B=VAL "10" TO VAL "50"
60 LET A=A+(A>VAL "10" AND AND
>VAL ".4")-(A>VAL "13" AND AND<V
AL ".5")
70 FOR C=VAL "13" TO A
80 PLOT B,C
90 NEXT C
100 IF AND>VAL ".8" AND B>VAL "
12" THEN PLOT B,A+VAL "AND+6"
110 NEXT B
120 FOR A=VAL "4" TO VAL "26"
130 LET X=X+(INKEY$="6")-(INKEY
$="7")
140 PRINT AT X,A;
150 GOSUB VAL "250"
160 IF M>VAL "0" AND M<VAL "8"
OR M>VAL "127" AND M<VAL "136" T
HEN PRINT S;0
170 PRINT AT X,A;"1"
180 PRINT AT X,A+VAL "2";
190 GOSUB VAL "250"
200 IF M>VAL "0" AND M<VAL "8"
OR M>VAL "127" AND M<VAL "136" T
HEN LET S=S+PI/PI
210 PRINT AT X,A;". "
220 NEXT A
230 PRINT S+PI/PI
240 STOP
250 LET M=PEEK VAL "PEEK 16398+
256*PEEK 16399"
260 RETURN

```

SPY PLANE is a quick program for the 1K ZX-81 in which you are the pilot of a reconnaissance aircraft swooping over enemy territory.

You can photograph the installations successfully only by getting them less than two print positions in front of the nose camera. Gain or lose height with keys 6 and 7 and beware of crashing.

Submitted by J Corney, of Braintree, Essex, who reckons that 10 photographs or more is the mark of a real daredevil.

CLOCKMAN


CLOCKMAN is a very quick reaction-type game for the 16K Spectrum. It is so-called because your enemies appear in a circle around the screen as if on the face of a clock. Your gun, at screen centre, is rotated with keys 5 and 8 and fired with 1.

Men stay on the screen for a shorter time after every hit, so hitting more than 40 out of 50 is very good. Fifty out of 50 is impossible. You can adjust the difficulty of the program by altering the length of the BEEP in line 180.

Sent by Arthur Douglas, of London E4. Graphics notes:

70, 80 etc—k.

1000, 1010 etc—j, a, b.



```

20 GO SUB 9000
30 LET gc=0: LET sc=0
40 LET q=100: LET j=144
50 LET d=0: LET c=0
60 PRINT AT d,c;CHR$ 32: LET q
  =q+1
70 LET k=INT (RAND*8+1)
80 IF k=1 THEN LET d=10: LET c
  =5
90 IF k=2 THEN LET d=3: LET c=
  8
100 IF k=3 THEN LET d=0: LET c=
  15
110 IF k=4 THEN LET d=3: LET c=
  22
120 IF k=5 THEN LET d=10: LET c
  =25
130 IF k=6 THEN LET d=17: LET c
  =22
140 IF k=7 THEN LET d=20: LET c
  =15
150 IF k=8 THEN LET d=17: LET c
  =8
160 PRINT INK 1;AT d,c;CHR$ 152
170 FOR x=1 TO q
180 BEEP 0.01,5
190 PRINT INK 2;AT 10,15;CHR$ j
200 IF INKEY$="8" THEN LET j=j+
  1: IF j=152 THEN LET j=144
210 IF INKEY$="5" THEN LET j=j-
  1: IF j=143 THEN LET j=151
220 IF INKEY$="1" THEN GO SUB 1
  000
230 NEXT x
240 IF gc=50 THEN GO TO 260
250 GO TO 60
260 PRINT AT 10,0;"YOU have 500
  red ";sc;" out of 50"
270 PRINT AT 20,0;"Hi! ""y"" fo
  r another 50, or ""n"" to stop"
280 IF INKEY$="y" AND INKEY$<
  "n" THEN GO TO 230
290 IF INKEY$="n" THEN STOP
300 RUN
1000 IF j=144 THEN LET b=-34: LE
  T b=0
1010 IF j=145 THEN LET b=-50: LE
  T b=60
1020 IF j=146 THEN LET b=0: LET
  b=83
1030 IF j=147 THEN LET b=60: LET
  b=60
1040 IF j=148 THEN LET b=34: LET
  b=0
1050 IF j=149 THEN LET b=60: LET
  b=-60
1060 IF j=150 THEN LET b=0: LET
  b=-84
1070 IF j=151 THEN LET b=-60: LE
  T b=-60
1080 PLOT 124,92: DRAW INK 4;b,b
1090 IF k=j-140 THEN PRINT AT d,
  c;"*": BEEP 0.1,k*2: PLOT 124,92
  : DRAW OVER 1;a,b: LET sc=sc+1:
  LET q=q-2: GO TO 60
1100 PAUSE k*2: PLOT 124,92: DRA
  W OVER 1;a,b
1110 RETURN
9000 FOR j=144 TO 152: FOR k=0 T
  O 7
9010 READ ud9: POKE USA CHR$ j+k
  ,ud9
9020 NEXT k: NEXT j
9030 DATA 2,13,50,196,196,50,13,
  3
9040 DATA 192,176,76,67,44,42,16
  ,16
9050 DATA 24,24,36,36,66,90,166,
  196
9060 DATA 3,13,50,194,52,20,6,6
9070 DATA 192,176,76,34,34,76,17
  6,192
9080 DATA 8,8,20,52,194,50,13,3
9090 DATA 195,166,90,66,36,36,24
  ,24
9100 DATA 16,16,40,44,67,76,176,
  192
9110 DATA 24,60,90,126,24,36,66,
  129
9120 RETURN
9999 SAVE "clockman" LINE 10
  
```



BINOMIAL DISTRIBUTION

BINOMIAL DISTRIBUTION might be the first of a new style of program. It was submitted by P R Scott, of Goldalming, Surrey, who believes that there are many fundamental scientific principles which could profitably be illustrated on Sinclair machines.

This program for the 16K ZX-81 serves to illustrate the principle of

binomial distribution. The display shows a ball falling through a triangular matrix of pegs. When the ball hits one of the pegs it rebounds to the left or right, entirely at random.

Its final position is recorded and a further ball produced. The distribution of final positions is the binomial distribution, familiar to most O level mathematics candidates. You may

not know that this characteristic pattern is also of importance in spectral intensities and polymer conformations.

An excellent program, likely to prove of immediate use to teachers and students of mathematics. Graphics notes:

120—Minus, Four spaces, minus and soon.

```

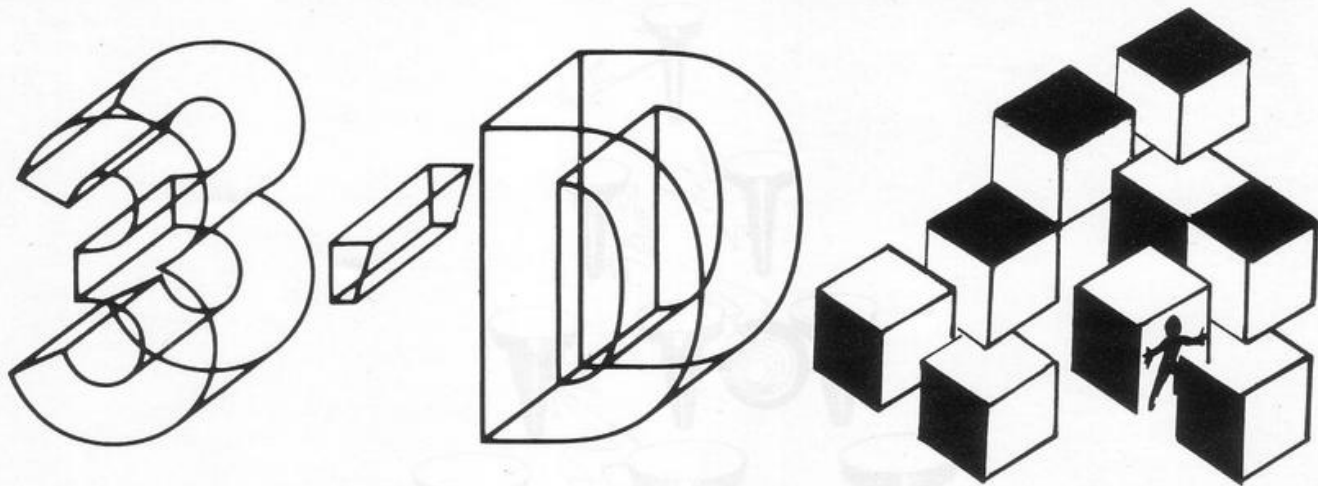
10 DIM A(7)
20 FOR X=1 TO 7
30 LET A(X)=0
40 NEXT X
50 PRINT AT 0,5;"BINOMIAL DIST
RIBUTION"
60 PRINT AT 5,15;"||"
70 PRINT AT 7,14;"||"
80 PRINT AT 9,13;"||"
90 PRINT AT 11,12;"||"
100 PRINT AT 13,11;"||"
110 PRINT AT 15,10;"||"
120 PRINT AT 17,9;" - - -"
130 PRINT AT 19,8;" - - -"
140 PRINT AT 21,7;" - - -"
200 PRINT AT 3,15;"0"
210 LET X=15
220 LET Y=3
230 LET XP=X
240 GOSUB 400

```

```

250 IF Y=16 THEN GOTO 490
260 LET R=RND
270 IF R<0.5 THEN LET X=X+1
280 IF R>0.5 THEN LET X=X-1
290 GOSUB 400
300 GOTO 230
400 PRINT AT Y,XP;" "
410 LET Y=Y+1
420 PRINT AT Y,X;"0"
430 RETURN
490 PRINT AT 16,X;" "
500 LET Z=(X-7)/2
510 LET A(Z)=A(Z)+1
520 LET P=17
530 IF Z/2=INT (Z/2) THEN LET P
=18
540 LET Q=X
550 IF A(Z)>10 THEN LET Q=Q-1
560 PRINT AT P,Q;A(Z)
570 IF A(Z)=50 THEN INPUT Z$
580 GOTO 200

```

HUNT

WE HAVE received many programs for finding something hidden in a grid. **3-D Hunt** is the first we have had requiring a search in a cube.

The display is of a 9 by 9 numbered board representing the front of the cube. Beneath it is a strip representing depth, the right-hand end of the strip being the front of the cube. The computer has a choice of 729 positions in which to hide itself.

Enter a number for the line, another for the column, and a third for the depth. Your position will be displayed and so will three letters to show the relative position of the computer.

A report of NWF, for example, would indicate that your first and second numbers should be less, and your third should be greater. The last F indicates "in front of".

If one of the report figures does not appear, assume that you have hit the correct value. A black square shows you have found the fugitive and the number of attempts you required is displayed.

An interesting game for the 1K ZX-81 from Paul Allen of Wigan, Greater Manchester. Graphics notes.

- 6—Inverse hyphen
- 7—Nine graphic As
- 8—Graphic D
- 100—Inverse O
- 180—Inverse space

```

1 LET J=CODE "="
2 LET K=CODE "-"
3 LET Q=CODE "0"
4 LET T=K
5 LET R=Q
6 LET P=CODE "8"
7 LET U$=""
8 LET G=CODE "m"
9 PRINT
10 FOR I=Q TO Q
11 PRINT Q;U$
12 LET Q=Q+R
13 NEXT I
14 PRINT N; "12345678"; G; .N; U$
15 GOSUB P
16 LET L=Q
17 GOSUB P
18 LET C=Q
19 GOSUB P
20 INPUT M
21 INPUT N
22 INPUT F
23 LET K=K+R
24 LET A$=""
25 LET B$=A$
26 LET C$=A$
27 IF M=L AND N=C AND F=C THEN
28 GOTO CODE "8"
29 IF M<L THEN LET A$="S"
30 IF M>L THEN LET A$="L"
31 IF N<C THEN LET B$="S"
32 IF N>C THEN LET B$="L"
33 IF F<D THEN LET C$="S"
34 IF F>D THEN LET C$="L"
35 PRINT AT T,J,A$;B$;C$;AT N,
36 N;CHR$(T);AT 11,F;K
37 GOTO 80
38 LET D=INT (AND*J)
39 IF D<R OR D>G THEN GOTO P
40 RETURN
41 PRINT AT M,N; "8";K

```

SPACE RESCUE



SPACE RESCUE is a kind of stellar docking game for the 16K ZX-81. You attempt to manoeuvre a series of unmanned space probes into the open bay of a space station positioned in the middle of an asteroid belt. Steer yourself with the four cursor keys but beware—in those weightless conditions your craft will continue to move in a given direction, even when propulsive force is no longer being applied.

The probes naturally will be destroyed if they hit an asteroid and the collision will leave behind a cloud of debris big enough to wreck the next vehicle but too small to show up on the radar.


Ten marks are deducted for every crash and your score is displayed at the end of the game. If things become too easy, change line 50 to give more asteroids.

```

1 LET U=0
10 DIM A(40,40)
15 FAST
20 FOR F=0 TO 21
30 PRINT " "
40 NEXT F
50 FOR N=0 TO 30
60 LET Z=INT (RND*30)+1
70 LET X=INT (RND*20)+1
80 LET A(Z,X)=1
90 PRINT AT X,Z:CHR$ 150
100 NEXT N
110 GOSUB 5000
111 SLOW
170 LET Y=0
180 LET R=20
190 LET E=15
200 LET A=CODE INKEY$
205 IF INKEY$="" THEN LET A=Y
210 LET Y=R
215 PRINT AT R,E:" "
220 IF A=33 AND E>0 AND E<30 TH
EN LET E=E-1
230 IF A=35 AND E>0 AND E<30 TH
EN LET E=E+1
240 IF A=35 AND R>0 AND R<21 TH
EN LET R=R-1
250 IF A=34 AND R<21 AND R>0 TH
EN LET R=R+1
255 LET U=U+1
260 LET S=A(E,R)
265 PRINT AT R,E:" "
270 IF S=1 THEN GOSUB 1000
280 IF S>=10 THEN GOSUB 2000
290 GOTO 200
1000 PRINT AT 0,0:"SSSSSS";U-10
1010 LET U=U-10
1020 PRINT AT R,E:"CRASH"
1030 PAUSE 50
1040 PRINT AT R,E:" "
1050 GOTO 170
2000 FOR F=0 TO 20
2010 PRINT AT 0,0:"CONGRATULATIO
NS"
2020 PRINT AT 0,0:"CONGRATULATIO
NS"
2030 NEXT F
2040 PRINT AT 0,0:"SCORE=";U+100
2050 PAUSE 100
2055 CLS
2060 GOTO 10
4999 STOP
5000 LET U=INT (RND*20)+7
5010 LET Q=INT (RND*10)+7
5020 LET A(Q,U)=10
5030 PRINT AT Q,U:" "
5040 FOR F=U-2 TO U+2
5050 PRINT AT Q+2,F:" "
5055 LET A(Q+2,F)=1
5060 PRINT AT Q-2,F:" "
5065 LET A(Q-2,F)=1
5070 NEXT F
5080 FOR F=Q-2 TO Q+2
5090 PRINT AT F,U-2:" "
5095 LET A(F,U-2)=1
5100 PRINT AT F,U+2:" "
5105 LET A(F,U+2)=1
5110 NEXT F
5120 LET T=(INT (RND*4))
5130 IF T=0 THEN PRINT AT 0,U+2:
" "
5140 IF T=0 THEN LET A(0,U+2)=0
5150 IF T=1 THEN PRINT AT 0,U-2:
" "
5160 IF T=1 THEN LET A(0,U-2)=0
5170 IF T=2 THEN PRINT AT Q+2,U:
" "
5180 IF T=2 THEN LET A(Q+2,U)=0
5190 IF T=3 THEN PRINT AT Q-2,U:
" "
5200 IF T=3 THEN LET A(Q-2,U)=0
5210 RETURN

```


HORSE



```

1 DIM R(5)
2 DIM D(5)
3 LET P=0
4 FOR N=1 TO 5
5   LET R(N)=10.00
6 NEXT N
7 LET S=0
8 LET Y=1
9 DIM A$(5,10)
10 FOR N=1 TO 5
11   PRINT "TYPE NAME OR INITIAL"
12   PRINT "OF PLAYER NO.":N
13   PRINT "OR IF NONE TYPE *":
14   INPUT A$(N)
15   CLS
16   IF A$(N)(1)="*" THEN GOTO 2
17 NEXT N
18 PRINT AT 1,1:"HORSE NO. 0
19 RACE NO. "Y
20 LET Y=Y+1

```

NOW YOU can watch a horse race without having to listen to Peter O'Sullivan tying himself in knots for the last furlong. It is a race game for up to six players. Each punter enters his initials and then inputs the number of the horse he has selected and whether he wants to bet each way or to win.

The players start with 10 points' worth of capital and score according to the odds on each horse and the type of bet laid. The game ends when one of the punters finds himself without cash.

Sent by C Winn for the expanded ZX-81.

RACE

```

210 LET P$=" 1 2 3 5 7 10 12 16"
220 FOR N=1 TO 8
230 LET B=N*2
240 LET A=B-1
250 LET X=N+1
260 PRINT AT X,5;N;" "P$
270 NEXT N
280 PRINT AT 11,1;"EACH PLAYER
TYPE IN NO. OF"
290 PRINT AT 12,1;"HORSE SELECT
ED"
300 PRINT AT 14,1;"E.G. TYPE IN
2W FOR NO.2 TO WIN"
310 PRINT AT 15,1;"OR SE FOR NO
5 EACH WAY"
320 DIM B$(5,5)
330 DIM H(6)
340 DIM E$(5)
350 FOR N=1 TO 5
355 IF A$(N,1)="*" THEN GOTO 5
360 PRINT AT 17,5;A$(N);""
365 PRINT AT 19,6;"TYPE IN NOW"
370 INPUT B$(N)
380 LET H(N)=VAL B$(N,1)
385 IF B$(N,2)="E" THEN LET P=1
390 NEXT N
500 DIM D(8)
505 CLS
510 LET D$="=====
515 PRINT D$;
520 PRINT D$;
530 FOR N=1 TO 8
535 LET D(N)=29
540 PRINT TAB 29;" ";N;" "
545 PRINT
550 NEXT N
555 PRINT D$;
570 PRINT D$;
600 LET F=INT (RND*15)+1
610 IF F<5 THEN GOTO 700
620 IF F<8 THEN GOTO 710
630 IF F<11 THEN GOTO 720
640 IF F<13 THEN GOTO 730
650 LET G=F-5
660 GOTO 800
700 LET G=1
705 GOTO 800
710 LET G=2
715 GOTO 800
720 LET G=3
725 GOTO 800
730 LET G=4
800 LET F=2*G-1
805 IF D(G)=500 THEN GOTO 500
810 LET K=INT (RND*3)+1
815 LET K=K+INT G/2
820 PRINT AT F,D(G);
830 LET D(G)=D(G)+K
835 IF D(G)<1 THEN GOTO 570
840 PRINT AT F,D(G);
850 IF D(G)<0 THEN GOTO 900
860 GOTO 800
870 PRINT AT F,0;" ";G;" "
871 GOTO 850
900 IF P<2 THEN LET W(G)=1
901 LET D(G)=500
910 PRINT AT F,0;G;" "
915 IF W(G)=1 THEN PRINT AT 17,
10;"FIRST NO. ";G
920 IF P=0 THEN GOTO 1000
930 LET P=P+1
940 IF P=2 THEN GOTO 600
950 LET W(G)=P-1
955 IF W(G)=2 THEN PRINT AT 18,
10;"SECOND NO. ";G
960 IF W(G)=3 THEN PRINT AT 19,
10;"THIRD NO. ";G
965 PAUSE 100
970 IF P=4 THEN GOTO 1000
970 GOTO 600
1001 CLS
1005 IF P=0 THEN GOTO 1200
1010 FOR N=1 TO 6
1020 IF B$(N,2)="E" THEN GOTO 10
40
1030 GOTO 1090
1040 FOR G=1 TO 5
1050 IF W(G)>0 AND H(N)=G THEN C
OTO 1080
1060 NEXT G
1065 LET R(N)=R(N)-1
1070 GOTO 1090
1080 GOSUB 1261
1081 LET R(N)=R(N)+0.2*5
1090 NEXT N
1200 PRINT AT 1,1;"PLAYERS SCORE
5 ARE :-"
1201 FOR N=1 TO 5
1205 IF A$(N,1)="*" THEN GOTO 13
00
1210 FOR G=1 TO 5
1220 IF H(N)=G AND W(G)=1 THEN G
OTO 1260
1230 NEXT G
1235 LET R(N)=R(N)-1
1240 PRINT AT N+N+1,1;A$(N);"
";R(N)
1245 NEXT N
1250 GOTO 1300
1261 IF G=8 THEN LET S=15
1262 IF G=7 THEN LET S=12
1263 IF G=6 THEN LET S=10
1264 IF G=5 THEN LET S=7
1265 IF G=4 THEN LET S=5
1266 IF G<4 THEN LET S=0
1267 RETURN
1268 GOSUB 1261
1269 LET R(N)=R(N)+5
1270 GOTO 1240
1300 LET P=0
1305 PAUSE 400
1310 FOR N=1 TO 8
1320 LET W(N)=0
1330 NEXT N
1340 FOR N=1 TO 6
1350 IF R(N)<0.01 THEN GOTO 1400
1360 NEXT N
1365 CLS
1370 GOTO 200
1400 PRINT AT 14,1;"PLAYER NO. ";
N;" IS OUT OF MONEY"
1405 PAUSE 400
1410 FOR N=1 TO 6
1415 LET R(N)=10
1420 NEXT N
1430 PRINT AT 15,1;"END OF GAME"
1435 PAUSE 600
1440 CLS
1500 GOTO 90

```


SINCE WE loaded **Bio-rhythms** we have not been able to see the TV screen for interested parties. Everyone in the office is becoming a bio-rhythm bore.

The program requires your date of birth and the current date and then displays a neat chart of the month, with curves for the physical, mental and emotional cycles.

Your physical state varies over a 23-day cycle and relates to your endurance, strength and aggressiveness. The emotional cycle lasts 28 days and governs anger, moodiness and optimism/pessimism. Mentally, you oscillate between Einstein and ape over a 33-day cycle.

The program was submitted by R Clark, of Saltash, Cornwall.

```

1 RESTORE
2 PRINT AT 0,0; ""
HYTHM
10 INPUT "Enter Date Of Birth"
"Day ";a;" Month ";b;" Year
";c
20 INPUT "Enter Date Now ";d;"M
onth ";d;" Year ";e
25 CLS
30 LET t=INT (((e-c)*365.25)+(
(d-b)*30.35)-a)
400 FOR r=0 TO 255
810 PLOT r,10
815 IF r=INT (r/8)*8 THEN FOR u
=10 TO 20: PLOT r,u: NEXT u
820 NEXT r
830 PRINT AT 21,0;"1st 10th
20th 30th"
840 PRINT AT 0,0; INK 1;"physic
al"; INK 2;"mental "; INK 4;"
emotional"
900 FOR r=1 TO 3
905 READ u
910 LET l=2*PI*(t-(INT (t/u)*u)
)/u
920 LET k=2*PI*(33-u)*.03
1000 FOR a=l TO k+l+(2*PI) STEP
1
1010 PLOT INK ((1 AND u=23)+(2 A
ND u=28)+(4 AND u=33));(a-l)*135
-28+u),90+SIN a*50
1020 NEXT a
1030 NEXT r
1040 DATA 23,28,33
1050 INPUT "Another Go ? ";a$: I
F a$(1)="y" THEN GO TO 1

```

BIO~ RHYTHMS



DOODLE

```

10 LET A=00
20 LET B=00
30 LET C=1
40 PLOT A,B
50 IF C=2 THEN UNPLOT A,B
60 LET U$=INKEY$
70 LET A=A+(U$="8" OR U$="L"
OR U$="0") AND A<50)-(U$="5" OR
U$="I" OR U$="K") AND A>10)
80 LET B=B+(U$="7" OR U$="I"
OR U$="0") AND B<35)-(U$="6" OR
U$="K" OR U$="L") AND B>8)
90 IF U$="Z" THEN COPY
100 IF U$="Q" THEN LET C=1
110 IF U$="W" THEN LET C=2
120 UNPLOT A,B
130 GOTO 40

```



DOODLE is one of the most useful programs we have received for the ZX-81 tinkerer.

It provides a way of drawing in eight directions under cursor control. Keys 5 to 8 give the usual four points of the compass, while I, O, K and L give the points between.

Key W gives UNPLOT and you can return to PLOT with Q. If you have a printer you can input Z for an instant COPY; if not, omit line 85. Key Ø clears the screen.

As listed, the routine is set up for the 1K machine and will let you draw only over a part of the screen. If a RAM pack is used you can work on the whole screen by changing the listing as follows:

In line 70, where "A is less than 53" and "A is greater than 10", change to "A is less than 63" and "A is greater than Ø" respectively. In line 80, "B is less than 35" and "B is greater than 8" become "B is less than 43" and "B is greater than Ø".

Thanks to Peter Wylie, of Christchurch, Dorset, for this very worthwhile routine.



GHOST TREKKER is a genuinely challenging game requiring quick thinking and quick cursor fingers as you chase a ghost around the haunted house.

You begin as an inverse V in the top left of the screen and change direction anti-clockwise with 1 and clockwise with 0. Both you and the ghost leave a trail which you are not allowed to cross in your attempt to corner the wayward wraith.

If you have sufficient luck and animal cunning to corner the fugitive phantom, you will be congratulated and your time displayed. A demanding game for the expanded ZX-81 from Alistair Crowe, of Llandudno, Gwynedd. Graphics notes:

110—Thirty-two inverse full stops.

130—Inverse A, graphic shifted M, inverse V, graphic shifted N.

350 & 400—Inverse full-stop.

410—Graphic A.

530—Inverse "Congratulations, you have caught the ghost. It took you time units.

550—You hit a trail and have been killed.

560—For another go, press any key.

GHOST TREKKER

```


10 FOR A=0 TO 21
110 PRINT AT A,0:
120 NEXT A
130 LET A$=" "
140 LET X=1
150 LET Y=1
160 LET V=1
170 LET P=INT (RND*18)+2
180 LET Q=P
190 LET DIR=INT (RND*4)+1
200 LET T=0
210 GOTO 370
220 LET A=A+(INKEY$="0")-(INKEY$="1")
10 FOR A=0 TO 21
110 PRINT AT A,0:
120 NEXT A
130 LET A$=" "
140 LET X=1
150 LET Y=1
160 LET V=1
170 LET P=INT (RND*18)+2
180 LET Q=P
190 LET DIR=INT (RND*4)+1
200 LET T=0
210 GOTO 370
220 LET A=A+(INKEY$="0")-(INKEY$="1")
230 IF A<1 THEN LET A=4
240 IF A>4 THEN LET A=1
250 LET X=X+(A=3)-(A=1)
260 LET Y=Y+(A=2)-(A=4)
270 IF X>20 THEN LET X=1
280 IF X<1 THEN LET X=20
290 IF Y>30 THEN LET Y=1

```

```

300 IF Y<1 THEN LET Y=30
310 PRINT AT XX,YY:
320 PRINT AT X,Y:
330 LET C=PEEK (PEEK 16398+256:
PEEK 16399)
340 IF C=11 THEN GOTO 530
350 IF C<>CODE " " THEN GOTO 55
360 PRINT AT X,Y: A$(A)
370 LET XX=X
380 LET T=T+1
390 LET YY=Y
400 PRINT AT INT (RND*22),INT (
RND*32): " "
410 PRINT AT P,0: " "
420 LET P=P+(DIR=1)-(DIR=2)
430 LET Q=Q+(DIR=3)-(DIR=4)
440 IF P<1 THEN LET P=20
450 IF P>20 THEN LET P=1
460 IF Q<1 THEN LET Q=30
470 IF Q>30 THEN LET Q=1
480 PRINT AT P,0: " "
490 IF RND<.5 THEN GOTO 220
500 LET ZEE=INT (RND*4)+1
510 LET DIR=ZEE
520 GOTO 220
530 PRINT AT 0,0: "CONGRATULATIONS
YOU HAVE CAUGHT THE GHOST
IT TOOK YOU " T " TIME UNITS
"
540 GOTO 560
550 PRINT AT 0,0: "YOU HIT A TRAIL
AND HAVE BEEN KILLED"
560 PRINT "FOR ANOTHER GO PRESS
ANY KEY"
570 PAUSE 100
580 IF INKEY$="" THEN GOTO 560
590 GOTO 1

```



DAM BUSTERS

A DAMBUSTERS game for the ZX-81. Droning over Hamburg in the flak-riddled Lancaster, the bomb-aimer tensed over his sights, the Barnes-Wallace special already spinning in the bomb bay—and everybody humming the tune.

You have 10 dams to bust and the bombs are bounced by the novel cosine-controlled routine in line 320. The position of the dam is randomised and the bomb is released with any key.

The program uses only 2K and there should be plenty of room for elaboration of the graphics.


Submitted by R Larham, of Chatteris, Cambridgeshire. The reviewer managed to account for only seven. Graphics notes: 600—Graphic shifted A inverse asterisk, graphic shifted A.

```

70 LET A=0
75 LET B=A
80 CLS
85 IF A=10 THEN GOTO 500
90 LET D=0
95 LET F=INT (RND*15)+15
100 LET E=F*2
105 LET A=A+1
110 PRINT AT 4,4;"DAM ";A;TAB 1
120 PRINT AT 20,0;"
130 PRINT AT 19,F;CHR$ 188
140 GOSUB 400
150 FOR Z=1 TO 12
160 NEXT Z
200 IF INKEY$="" THEN GOTO 120
205 LET G=D+10
300 FOR H=INT 8 TO 63 STEP 2
310 IF H>63 THEN GOTO 80
320 LET I=INT (8+4*COS (H/(8-4)
*PI))
330 PLOT H,I
340 IF I=4 OR I=5 THEN GOSUB 80
360 GOSUB 400
370 UNPLOT H,I
380 NEXT H
390 GOTO 80
400 PRINT AT 12,0;"
410 LET D=D+1
420 IF D>28 THEN GOTO 80
430 RETURN
510 PRINT AT 4,4;"TOTAL DAMS DE
STROYED ";B
520 PRINT AT 8,8;"PRESS NEWLINE
FOR NEXT GAME"
530 IF INKEY$="" THEN GOTO 530
540 RUN
600 PRINT AT 19,F;"
610 LET B=B+1
620 FOR Z=1 TO 24
630 NEXT Z
700 GOTO 80
800 IF H=E OR H=E+1 THEN GOTO 6
810 RETURN

```


SKI SLOPE



```

1 REM SKI SLOPE
2 LET S=0
3 LET D=15
4 LET C=15
10 FOR N=0 TO 200
20 PRINT AT 7,0: "*****"
*****
30 PRINT AT 7,C: " "
40 LET C=C+INT (RND*3)-1
45 IF C>=30 THEN LET C=C-2
50 PRINT AT 0,P:
55 IF PEEK (PEEK 16398+256*PEEK
K 16399)=23 THEN LET S=S+1
58 PRINT " "
60 LET P=P+(INKEY$="8")-(INKEY
$="5")
64 IF N=194 THEN PRINT AT 7,C-
1: " "
65 SCROLL
70 NEXT N
80 PRINT AT 10,0: INT (N/S)*10

```

IN SKI SLOPE for the unexpanded ZX-81 you slalom down the freshly-fallen whiteness of the screen, dabbing frantically at the 5 and 8 keys to avoid the forests of coniferous asterisks racing towards you.

A score based on the number of trees you managed to hit is displayed when you cross the finishing line. Submitted by John Plunket, of Wetherby, North Yorkshire.

SPOTSWAT is very simple game for the unexpanded ZX-81. When the program is run, nine spots will appear on the screen in a 40 by 40 square. Your flashing spot is manoeuvred with the usual cursor keys to wipe them away.


When the screen has been cleared, press 0 and your time will be displayed. After a few moments a new game will begin.

Sent by J R Oakley, of Sandwell, West Midlands.


```

5 LET A=10
10 LET B=10
20 LET T=0
30 FOR N=1 TO 9
40 LET C=INT (RND*40)+1
50 LET D=INT (RND*40)+1
60 PLOT C,D
70 NEXT N
80 UNPLOT A,B
85 LET T=T+1
90 IF INKEY$="5" THEN LET A=A-
1
100 IF INKEY$="8" THEN LET A=A+
1
110 IF INKEY$="6" THEN LET B=B-
1
120 IF INKEY$="7" THEN LET B=B+
1
130 PLOT A,B
140 IF INKEY$="0" THEN GOTO 160
150 GOTO 80
160 PRINT T/5
165 PAUSE 500
170 CLS
180 RUN

```



SPOT SWAT



WE HAVE had total recall since we started playing **Memory**. It is a memory-testing routine for the 16K ZX-81 which invites you to try to recollect the positions of various symbols in a six by six grid.

The program first displays the grid and the 36 characters enclosed in it. You have very few seconds in which to absorb the display and are then required to input the positions of matching pairs of the symbols. Up to four players can compete and a running score is kept of your successes.

Submitted by Jack Anderson, of Svenstrup, Denmark.

MEMORY

```

30 DIM B(6,6)
40 DIM I(18)
50 DIM T$(18)
60 PRINT "MEMORY"
65 PRINT "THE IDEA OF THIS GAME"
70 PRINT "IS TO"
80 PRINT "IMPROVE YOUR MEMORY."
90 PRINT "IN AN ATTEMPT TO FIND"
100 PRINT "PAIRS OF CHARACTERS,"
110 PRINT "TWO PIECES. IF THE TWO"
120 PRINT "MATCH, THEY ARE YOURS"
130 PRINT "AND YOU HAVE ANOTHER"
140 PRINT "TURN."
150 LET T$="A-Z0-9/:<>_`~!@#%&*~"
160 FOR N=1 TO 6
170 FOR M=1 TO 6
180 LET S=INT (RND*18+1)
190 IF I(S)=2 THEN GOTO 130
200 LET I(S)=I(S)+1
210 LET B(N,M)=S
220 NEXT M
230 NEXT N

```

```

240 PRINT "INPUT NUMBER"
250 LET A$=INKEY$
260 IF CODE A$<29 OR CODE A$>32 THEN GOTO 250
270 LET PLAYERS=VAL A$
280 CLS
290 PRINT "PLAYERS"
300 PRINT "1 2 3 4"
310 FOR N=1 TO 6
320 PRINT " "
330 PRINT " "
340 PRINT " "
350 NEXT N
360 PRINT " "
370 FOR N=1 TO 6
380 FOR M=1 TO 6
390 PRINT AT 1+M*3,9+N*3;T$(B(N,M))
400 NEXT M
410 NEXT N
420 PAUSE 100
430 FOR N=1 TO 6
440 FOR M=1 TO 6

```



```

450 PRINT AT 1+M*3,9+N*3;" "
460 NEXT M
470 NEXT N
480 POKE 16416,0
490 FOR N=1 TO 9
500 LET I(N)=0
510 NEXT N
520 LET PL=INT (AND#PLAYERS)+1
600 REM START GAME
610 LET PL=PL*(PL#PLAYERS)+1
620 PRINT AT 4,0;"PLAYER ";PL;"
T 7,0;"TURN";AT 8,0;" "
625 LET I(9)=I(9)+1
630 FOR M=1 TO 2
640 FOR N=1 TO 9
650 LET T=28+9*(N-1)
655 LET A$=INKEY$
660 IF CODE A$=T OR CODE A$=T+
5 THEN GOTO 655
670 LET I(N+2*(M-1))=CODE A$-T

```

```

680 PRINT AT 6,N+M*2-2;A$
690 NEXT N
700 IF B(I(2*M-1),I(2*M))=0 OR
(M=2 AND I(1)=I(3) AND I(2)=I(4))
THEN GOTO 950
710 PRINT AT I(2*M)+3+1,I(2*M-1)
+3+9;T$(B(I(2*M-1),I(2*M)))
720 NEXT M
730 IF B(I(1),I(2))=B(I(3),I(4))
THEN GOTO 800
740 PRINT AT 10,0;"YOU MISSED";
AT 11,0;"IT.....";AT 23,20;"HIT ANY KEY"
750 IF INKEY$="" THEN GOTO 750
760 PRINT AT 8,0;" ";AT 10,
2;" ";AT 23,20;" ";AT 11,0;" "
770 GOTO 600
800 PRINT AT 10,0;"YOU GOT";AT
11,0;"IT.....";AT I(2)+3+1,I(1)+3
+9;PL;AT I(4)+3+1,I(3)+3+9;PL
810 LET B(I(1),I(2))=0
820 LET B(I(3),I(4))=0
830 LET I(4+PL)=I(4+PL)+1
840 LET M=0
850 FOR N=1 TO PLAYERS
860 LET M=M+I(N+4)
870 NEXT N
880 IF M=18 THEN GOTO 1000
890 PRINT AT 23,20;"HIT ANY KEY"

```

```

900 IF INKEY$="" THEN GOTO 900
910 PRINT AT 5,0;" ";AT 10,
0;" ";AT 23,20;" ";AT 11,0;" "
920 GOTO 620
950 PRINT AT 8,2*M-1;" "
960 GOTO 640
1000 PRINT AT 12,0;"END OF";AT 1
3,0;"GAME....."
1005 IF PLAYERS=1 THEN GOTO 1250
1010 LET M=5
1020 FOR N=5 TO PLAYERS+4
1030 IF I(N)+I(N) THEN LET M=M
1040 NEXT N
1050 FOR N=5 TO PLAYERS+4
1060 IF I(N)=I(M) THEN LET I(N-4)
)=0
1065 NEXT N
1070 LET M=0
1080 FOR N=1 TO PLAYERS
1090 LET M=M+(I(N)=0)
1100 IF I(N)=0 THEN LET WIN=N
1105 NEXT N
1110 CLS
1120 IF M>1 THEN GOTO 1150
1130 PRINT "PLAYER ";WIN;" WINS."

```

```

1140 GOTO 1200
1150 PRINT "DRAW BETWEEN PLAYERS"
1160 FOR N=1 TO PLAYERS
1170 IF I(N)=0 THEN PRINT N;" "
1180 NEXT N
1200 PRINT AT 5,0;I(9);" ""TURNS
"" WAS USED..""
1210 FOR N=1 TO PLAYERS
1220 PRINT AT 6+N,0;"PLAYER ";N;
" GOT ";I(N+4)
1230 NEXT N
1240 STOP
1250 FOR N=1 TO 20
1260 NEXT N
1270 CLS
1280 PRINT "...CONGRATULATIONS..
YOU FINALLY MADE IT..."
1290 PRINT "...NUMBER OF ""TURNS""
...";I(9)
1300 STOP
1310 SAVE "MEMOR"
1320 RUN

```



CITY BOMBER

CITY BOMBER this is a version of the well-known arcade game, written by E Wrigley of Bury, Lancashire, for the Spectrum. As you would expect, it is in glorious colour and complete with all relevant explosions.


Lines 2 to 16 set up the user-definable graphics and should be RUN before the rest of the program is typed-in. They provide a city of coloured skyscrapers which you must blast away before you crash into them. Only one bomb can be in the air at a time and five levels of difficulty enable you to select the speed of the aircraft. Graphics notes:

34—Graphics shifted R, graphics shifted S.

58—Graphics shifted P, graphics shifted Q.

104—Graphics shifted O.

122—Graphics shifted 8.



```

1 PAPER 0: BORDER 0: CLS
2 DATA 0,0,0,BIN 00010010,BIN 0
0011110,BIN 00001100,BIN 0000110
0,BIN 00001100,0
3 DATA 0,0,0,BIN 00111111,255
,1,0,0
4 DATA 1,0,7,255,255,BIN 1111
1100,BIN 11111100,BIN 01111100
5 DATA 0,0,0,0,BIN 00011000,0
IN 00111100,BIN 01111110,BIN 111
11111
6 DATA 255,255,BIN 01100110,0
55,255,BIN 01100110,255,255
7 FOR I=111 TO 115: FOR N=0 TO
0
14 READ X: POKE USR CHR$(1+N),X
16 NEXT N: NEXT I
19 LET SC=0
22 PRINT AT 9,5: INK 4: "CITY B
OMB - F DROPS BOMB. AT 11,7: EX
IGHT 1: INK 3: "DIFFICULTY ? (1 T
O 5)": INPUT D: LET D=5-D
28 PAPER 0: CLS: BORDER 0
29 LET S=-1
30 FOR J=5 TO 25
32 INK 1+INT (RND*7): PAPER 1+
INT (RND*7): LET Q=11+INT (RND*9
)
34 PRINT AT Q,J: PAPER 0: " "
FOR K=Q+1 TO 21: PRINT AT K,J: "
": NEXT K
36 NEXT J
50 FOR J=1 TO 21
52 PAPER 0: INK 1+INT (RND*7)
54 LET N=(21-J)
55 FOR K=26 TO 1 STEP -1
56 PRINT AT J,K: " " : BEEP .0
1,N
60 FOR L=0 TO d
62 LET S=S+2*(INKEY$="F")+(S=1
): GO SUB 100
64 NEXT L
68 IF SCREEN$(J,K-1)<>" " THE
N GO TO 140
70 NEXT K: PRINT AT J,1: " "
74 NEXT J

```

```

75 DATA 4,4,4,0
76 RESTORE 75: FOR J=1 TO 4: R
EAD X: BEEP .25*(1+J)*(J-4)):X: %
EXT J
80 PRINT AT 21,0: FLASH 1: INK
3: PAPER 5: "SCORE: ";SC: "STAR
Y for take-off": PAUSE 300
81 PAPER 0: FOR J=20 TO 0 STEP
-1
82 PRINT AT J+1,J+1: " " AT J,
J: INK 1+INT (RND*5): " " AT J,
J
84 NEXT J: GO TO 20
100 IF J=21 THEN RETURN: IF S=
1 THEN LET M=J+1
101 IF S=1 THEN LET M=J+2-(J=20
)
102 IF S=1 THEN LET H=K+2: IF S
=1 THEN LET D=D/2
103 IF S<0 THEN RETURN
104 PRINT AT M-1,H: " " AT (M,H):
" ": BEEP .005,21-M: LET M=M+1
105 IF SCREEN$(M,H)<>" " THEN
GO TO 119
106 IF M<21 THEN RETURN: IF M>
21 THEN LET M=21: GO TO 120
119 LET SC=SC+10
120 IF M>21 THEN LET M=21
121 PRINT AT M-1,H: PAPER 0: " "
: FOR N=7 TO 0 STEP -1
122 PRINT AT M,H: INK N: " ": BE
EP .02,N-12
124 NEXT N
126 LET S=-1: LET D=D*2: RETURN
140 PRINT AT J,K-2: " "
142 DATA 0,0,0,-5,-5,-5,0
144 RESTORE 142: INK 0
146 FOR N=1 TO 7: READ X: CIRC
E K*8+4,(21-J)*8,N: BEEP .05*(1+
S*(N=7)):X: NEXT N
148 PRINT AT 11,10: PAPER 6: IN
K 1: "SCORE: ";SC
9996 STOP
9997 REM citybomb
9998 REM © E.WRIGLEY 29/7/82
9999 SAVE "citybomb": RUN

```


MUSIC MACHINE

MUSIC MACHINE is the most frivolous program we have received. It is from Jason Fitchew of Leigh-on-Sea, Essex. It uses the FAST and SLOW commands on the ZX-81 to generate a kind of musical scale through the TV speaker.

The scale is to be found on keys 1 to 6 and is the kind of basso-profondo associated usually with Count Dracula hunched over the organ keys in the crypt at midnight. Tune the dial slightly off-station to start the background hum, turn up the volume and shake to that vampire beat. Graphics notes: 68, 180 and 243—Inverse.



```


5 FAST
6 SLOW
7 FAST
E "C" IF INKEY$="3" THEN GOTO COD
"27" IF INKEY$="4" THEN GOTO VAL
"80" IF INKEY$="5" THEN GOTO COD
E "8" IF INKEY$="6" THEN GOTO VAL
"200"
30 GOTO CODE "5"
40 FAST
41 SLOW
50 SLOW
60 FAST
65 IF INKEY$="2" THEN GOTO COD
E "5" IF INKEY$="4" THEN GOTO VAL
"80" IF INKEY$="5" THEN GOTO COD
E "8" IF INKEY$="6" THEN GOTO VAL
"200"
70 GOTO CODE "C"
80 FAST
81 FAST
83 SLOW
90 SLOW
91 SLOW
110 FAST
120 IF INKEY$="2" THEN GOTO COD
E "5"
125 IF INKEY$="3" THEN GOTO COD
E "C"
126 IF INKEY$="5" THEN GOTO COD
E "8"

```

```

127 IF INKEY$="6" THEN GOTO VAL
"200"
130 GOTO VAL "80"
140 FAST
150 SLOW
152 SLOW
153 SLOW
154 SLOW
160 FAST
170 IF INKEY$="4" THEN GOTO VAL
"80"
171 IF INKEY$="2" THEN GOTO COD
E "5"
172 IF INKEY$="3" THEN GOTO COD
E "C"
173 IF INKEY$="6" THEN GOTO VAL
"200"
180 GOTO CODE "8"
200 FAST
210 FAST
220 SLOW
221 SLOW
222 SLOW
223 SLOW
229 SLOW
230 FAST
240 IF INKEY$="2" THEN GOTO COD
E "5"
241 IF INKEY$="3" THEN GOTO COD
E "C"
242 IF INKEY$="4" THEN GOTO VAL
"80"
243 IF INKEY$="5" THEN GOTO COD
E "8"
250 GOTO VAL "200"

```



ONE-ARMED BANDIT

IF YOU are too lazy to stand up and gamble, **One-armed Bandit** is a fruit machine simulator for the 16K ZX-81, submitted by Andrew Jackson and Paul Jenner of Warrington, Cheshire.

The aim is to line-up the letters displayed on the three 'reels'. If you manage a jackpot, you are given the chance to take a fifty-fifty gamble with your winnings (Y/N). You can win five pence, or lose 10. Five points can also be won for a diagonal line.

Occasionally you are given a "nudge" option—i.e.,—the chance to change three letters. To move up the reel one place, press 1; for reel two, press 2; and press 3 for reel three. To move a reel down one place, press Q, W or E. If you do not wish to nudge, hit N.

The program usually will wait for some kind of input, so if in doubt hit a key; in desperation, hit RUN. Graphics notes:

1000—Inverse ABCDEABCDEABCDE.

1005—All inverse spaces, except for inverse hyphens after A\$(A) and A\$(B).

```


1 REM "ONE ARMED BANDIT"
2 PRINT "1 ARMED BANDIT BY A. JACKSON"
5 PAUSE 100
10 CLS
20 LET S=0
25 LET N=10
50 LET A=INT (RND*5)+6
51 IF INKEY#="" THEN GOTO 55
52 GOTO 51
55 LET B=INT (RND*5)+6
60 LET C=INT (RND*5)+6
65 GOSUB 1000
70 LET G=INT (RND*6)
75 IF G=1 THEN GOSUB 600
80 IF A$(A)=A$(B) AND A$(B)=A$(C) THEN GOSUB 300
85 IF A$(A+1)=A$(B) AND A$(B)=A$(C-1) THEN GOSUB 200
90 IF A$(A-1)=A$(B) AND A$(B)=A$(C+1) THEN GOSUB 200
95 LET N=N-1
100 IF N=-1 THEN PRINT AT 0,0;S
105 IF N=-1 THEN STOP
110 GOTO 50
200 REM MINOR WIN
205 LET S=S+5
210 PRINT "WIN 5 P"
220 PAUSE 100
225 CLS
230 RETURN
300 REM JACKPOT
305 PRINT AT 0,0;"JACKPOT"
310 LET K=10
320 PRINT AT 0,30;K
325 PAUSE 200
330 PRINT AT 0,0;"GAMBLE ?"
331 PRINT AT 0,30;K
335 IF INKEY#="N" THEN LET S=S+K
340 IF INKEY#="N" THEN RETURN
345 IF INKEY#="Y" THEN GOTO 350
350 GOTO 300
360 LET L=INT (RND*2)
365 IF L=1 THEN LET K=K+5
370 IF L=0 THEN LET K=K-10
371 IF L=0 THEN LET S=S+K
375 IF L=0 THEN RETURN
380 IF K>=50 THEN LET S=S+K
385 GOTO 300
600 REM START OF NUDGE
603 LET H=0
605 PRINT AT 0,0;"NUDGE ?"
606 IF INKEY#="N" THEN CLS
610 IF INKEY#="N" THEN RETURN
615 IF INKEY#="1" THEN LET A=A+1
616 IF INKEY#="0" THEN LET A=A-1
617 IF INKEY#="W" THEN LET B=B-1
618 IF INKEY#="E" THEN LET C=C-1
620 IF INKEY#="2" THEN LET B=B+1
625 IF INKEY#="3" THEN LET C=C+1
630 IF INKEY#="" THEN LET H=H+1
645 IF INKEY#="" THEN GOSUB 10
650 IF H>=3 THEN RETURN
655 GOTO 604
661 IF K>=50 THEN RETURN
1000 LET A$="-----"
1001 CLS
1005 PRINT AT 7,16;"1 2 3"
A$(A-1) A$(B-1) A$(C-1)
A$(A) A$(B) A$(C)
A$(A+1) A$(B+1) A$(C+1)
1006 PRINT AT 0,0;N,S
1010 RETURN

```


ARE YOU worried about your driving test? Or your brakes? **Stopping Distances** displays a speed and requires you to input your assessment of the stopping distance in optimum braking conditions.

Your answer is marked as "too far", "too short" or "correct". You have three chances before being shown a representation of the effects of late braking and the correct answer.

A program for the 1K ZX-81 from Simon Cross, of Ipswich, Suffolk.



STOPPING DISTANCE

```

5 CLS
10 LET A=0
20 LET B=10*INT (RND*7)
30 IF B<20 THEN GOTO 20
40 LET C=B+(B-20)/10*.5*B+B
50 PRINT "WHAT IS THE MINIMUM
STOPPING"
60 PRINT "DISTANCE IN FEET FOR
A CAR"
70 PRINT "TRAVELLING AT ";B;"
M.P.H.?"
80 INPUT D
90 FOR N=5 TO 7
100 PRINT AT N,0;"
110 NEXT N
120 PRINT AT 5,0;D;" FEET"
130 LET A=A+1
140 IF C=D THEN GOTO 300
150 PRINT AT 7,0;"WRONG-";
160 IF D>C THEN PRINT "TOO FAR,
170 IF D<C THEN PRINT "TOO SHOR
T"
180 IF A=3 THEN GOTO 210
190 PRINT "TRY AGAIN"
200 GOTO 80

```

```

210 LET A$=""
220 LET B$=""
230 PRINT AT 9,17;A$;AT 10,16;B
$,AT 9,1;A$;AT 10,0;B$;
240 FOR N=0 TO 40
250 NEXT N
260 PRINT AT 9,3;A$;AT 10,2;B$;
AT 9,5;A$;AT 10,4;B$;AT 9,7;A$;A
T 10,6;B$;AT 9,9;A$;AT 10,8;B$;A
T 9,11;A$;AT 10,10;B$;AT 9,13;A$
;AT 10,12;B$;AT 9,15;A$;AT 10,14
;B$;AT 9,17;"
270 CRUNCH
270 PRINT
280 PRINT "CORRECT ANSWER = ";C
;" FEET"
290 GOTO 330
300 IF A>1 THEN LET A$=" TRIES"
310 LLIST A=1 THEN LET A$=" TRY
320 PRINT AT 10,0;"CORRECT. YOU
NEEDED ";A;A$
330 PRINT AT 13,0;"PRESS N/L FO
R ANOTHER GO"
340 INPUT A$
350 RUN

```



STAR BATTLE

```

1 PRINT AT 21,0;"
2 PRINT AT 20,0;"AAAAAAAAAAAA
AAAAAAAAAAAAAAAAAAAA"
3 LET Q=161
4 LET U=161
10 REM "STAR BATTLE"
20 LET A=10
30 LET B=INT (RND*21)
35 PRINT AT A-1,5;"
40 PRINT AT A,5;CHR$ 6;CHR$ 0;
CHR$ 134
45 PRINT AT A+1,5;"
49 PRINT AT B-1,23;"
50 PRINT AT B,23;CHR$ 6;CHR$ U
;CHR$ 134
55 PRINT AT B+1,23;"
60 LET C=INT (RND*5)
70 IF C=2 THEN GOSUB 260
80 IF INKEY$="0" THEN GOSUB 19
90 IF INKEY$="7" THEN LET A=A-
1
100 IF INKEY$="6" THEN LET A=A+
1
110 IF C=0 THEN LET B=B-1

```

FIGHT the dreaded Ganglions in **Star Battle**. It is desperate hand-to-tentacle combat, an eyeball-to-eyestalk confrontation, fighting tooth and claw.

On the right is your omnivorous opponent, every pulsing pseudopod clutching a laser. You and it can sustain five hits before imploding in airless outer space. Go up with 7, down with 6, and fire the laser with 0.

Sent by Michael Jennings, of Barnsley, Yorkshire for the expanded ZX-81.



THIS MACHINE code **Re-number** routine will re-number a program in steps of 10 from line 1 to 9999. Line 9999 must be included or the program will crash. Type-in the re-number program and RUN. The 38-character REM statement will then contain the machine code and lines 10 to 40 can be deleted.

Then you can type-in your program, not forgetting to put in line 9999 as the last number. Any time you want to re-number, type-in as a direct command PRINT USR 16514.

The routine for the ZX-81 was sent in by J. Stephenson of Bolton.

A similar program for the Spec-

trum makes use of the Spectrum **MERGE** command. The program to be re-numbered is **LOADed** first and then the re-number program is merged with it. The program to be re-numbered must have a starting number of more than 10 before the routine is merged with it.

When the re-number is set up all you have to do is run it. You will be asked to enter the start line you want and the required increment. When it has finished re-numbering, the program will **STOP**.

The program, submitted by W J Steen, of Halesowen, West Midlands, will not re-number **GOTOs** or **GOSUBs**.

ZX81

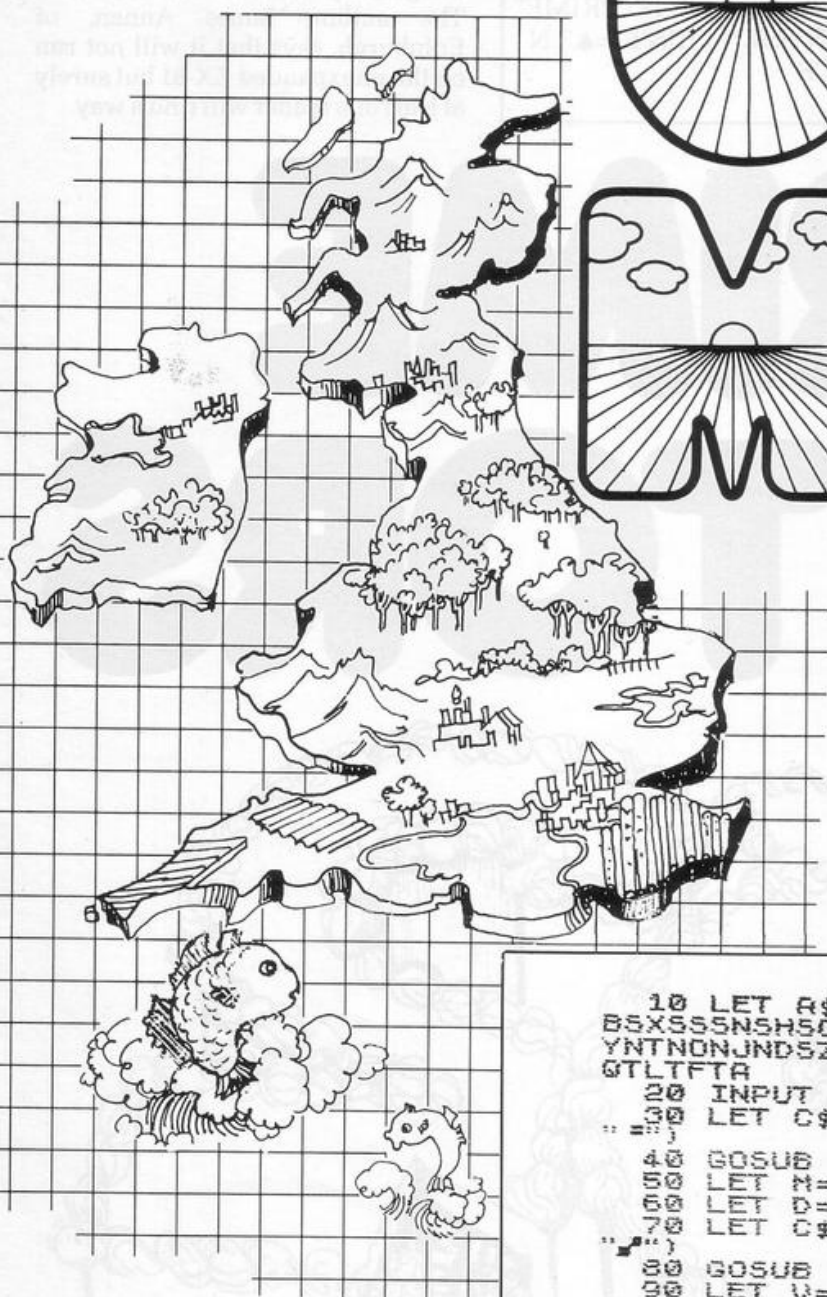
```
1 REM 12345678901234567890123
456789012345678
10 LET A$="217D40110A0046234E2
B3E27B820043E0DB9C8722373234E234
62309B73E0A8B3001145F18E0"
20 FOR A=0 TO 37
30 POKE 16514+A,16*CODE A$(A*2
+1)+CODE A$(A*2+2)-476
40 NEXT A
```

SPECTRUM

```
1 INPUT " start line and inc
rebase ? ";SL,IN: LET A=PEEK
23635+256*PEEK 23636
2 IF (256*PEEK A+PEEK (A+1))=
SL THEN GO TO 4
3 LET A=A+4+PEEK (A+2)+256*PE
EK (A+3): GO TO 2
4 LET A=A+4+PEEK (A+2)+256*PE
EK (A+3): LET SL=SL+IN
5 IF A>=(PEEK 23627+256*PEEK
23628) THEN STOP
6 POKE A,INT (SL/256): POKE (
A+1),SL-INT (SL/256): GO TO 4
```

RE-NUMBER

U.K. MAP



A USEFUL program for helicopter pilots and long-distance crows, is how D G Chapman describes his **U.K. Map** routine for the 1K ZX-81. AA handbooks and the like generally list towns with a four-figure reference number which refers to the 10-kilometre squares which make up the National Grid.

Input a pair of those numbers—e.g., SK57NW32—and the computer will calculate the distance in miles between the south-west corners of the relevant squares.

```

10 LET A$="505RSM      NUNRNMNGM
BSXSSSN5H5CNXNSNNHNGSY5T505J5DN
YNTNONJNDSZ505PSK5ENZNU  NK  TVT
GTLTFTA      TRHTG"
20 INPUT B$
30 LET C$=B$(CODE "=" TO CODE
"=")
40 GOSUB CODE "COS "
50 LET N=N
60 LET D=C
70 LET C$=B$(CODE "E" TO CODE
"E")
80 GOSUB CODE "COS "
90 LET V=ABS ((N-N)*CODE "E"+V
AL B$(CODE "E")-VAL B$(CODE "E"))
100 LET H=ABS ((C-D)*CODE "E"+V
AL B$(CODE "E")-VAL B$(CODE "E"))
110 PRINT INT (50R (V**2+H**2))
*6.21;" M ";B$(1 TO 4);" TO ";
B$(5 TO 8)
120 STOP
200 FOR N=CODE "=" TO 107 STEP
CODE "="
210 IF C$=A$(N TO N+CODE "=") T
HEN GOTO 230
220 NEXT N
230 FOR C=CODE "=" TO CODE "E"
240 IF N<CODE "=" THEN GOTO 27
0
250 LET N=N-CODE "="
260 NEXT C
270 RETURN
    
```



```

5 REM PRIME FACTORS: JDA
10 INPUT N
20 LET M=N
25 IF N/2 * 2=N THEN GOTO 35
30 GOTO 50
35 PRINT 2; "▲*"
40 LET N=N/2
45 GOTO 25
50 FOR Z=1 TO M/4
55 LET Z1=Z*2+1

```

```


60 IF (N/Z1) * Z1=N THEN GOT 80
65 IF N=1 THEN GOTO 95
70 NEXT Z
75 GOTO 95
80 PRINT Z1; "▲*"
85 LET N=N/Z1
90 GOTO 60
95 IF N=M THEN PRINT "PRIME"
100 IF M-N THEN PRINT "=▲"; N
    ▲=1 SPACE

```

ALL SCHOOLCHILDREN could do with friendly help with mathematics especially when trying to find the prime factors of a number. **Prime Factors** runs on an unexpanded ZX-80 and, with a few lines changed, will run on a ZX-81.

The ZX-81 version needs an integer statement at lines 25 and 65. The author, James Annan, of Edinburgh, says that it will not run on the unexpanded ZX-81 but surely at least one reader will find a way.

PRIME FACTORS





POST MAN

POST MAN is one of those games which are so silly that they are good. You are a postman collecting mail from a post box at screen centre but obstructed by a hungry hound in the execution of your duty.

Fortunately, you can out-run the carnivorous canine—you are an express deliverer—and are able to score with every collection you collect.

Control the post man with the usual cursor keys and when you are caught, the number of collections made is displayed.

Submitted by Nicholas Sheard, of Prestbury, Cheshire, for a 1K ZX-81. Graphics Notes:

20—Graphic 8, U, space, space, Graphic 4, 1.

120—U, graphic 5.

```

10 PRINT "O POSTMAN"
20 PRINT "U"
30 PRINT "U DOG"
40 PAUSE 200
50 LET S=0
60 LET A=INT (RND*10) +2
70 LET B=1
80 LET C=0
90 LET D=0
100 LET D=A
110 PRINT AT A,B;"O"
120 PRINT AT A,B;"U"
130 PRINT AT A+2,B;"U"
140 PRINT AT C-1,D;"U"
150 PRINT AT C,D;"U"
170 IF A=10 AND B=15 THEN LET S=S+1
180 IF A=C AND B=D THEN PRINT "GROWL...YOU DELIVERED ";S;" LETTERS";K
190 PRINT AT 11,15;"U"
200 LET B=B+2*(INKEY#="S")-2*(INKEY#="S")
210 LET A=A+2*(INKEY#="D")-2*(INKEY#="D")
220 IF C<A THEN LET C=C+1
230 IF C>A THEN LET C=C-1
240 IF D>B THEN LET D=D-1
250 IF D<B THEN LET D=D+1
260 CLS
270 GOTO 110

```


SOME OF the best graphics we have seen are the striking feature of this reaction game for the 16K ZX-81.

D G Lomas, of Dukinfield, Cheshire, who submitted **Outlaw**, has managed to achieve something approaching the effect of a slow animated film by drawing and re-drawing the outlaws as they fall dead.

There are five of the villains who reach for their guns in a random order. Your task is to press the appropriate key before they can kill you. The pleasure of shooting first is enhanced by those fine graphics.

Graphic Notes:

359 - Graphic shifted 1, graphic shifted 2.

1010 - PRINT AT x(F)+1, Y; A & (I).

OUTLAW

```

1  RAND
5  LET F=0
6  LET N=0
7  DIM X(5)
8  DIM A(5)
10 DIM A$(4,5)
12 LET A$(1)=""
14 LET A$(3)=""
16 LET A$(4)=""
20 FOR Y=2 TO 25 STEP 5
22 LET F=F+1
25 LET X(F)=INT (RAND*17)
30 LET A$(2)=""
31 +""
40 GOSUB 1000
50 NEXT Y
51 LET U=INT (RAND*71)+20
52 FOR S=1 TO U
54 NEXT S
56 LET T=INT (RAND*5)+1
58 FOR A=1 TO 5
59 IF A(A)=0 THEN GOTO 66
64 NEXT A
66 GOTO 162
68 IF A(T)=1 THEN GOTO 60
70 LET A(T)=1
80 LET Q=2+(5*(T-1))
90 PRINT AT X(T)+2,Q;" ";TAB
Q+3;" "
100 LET L=INT (RAND*5)+3
105 LET T$=STR$ T
110 FOR A=1 TO L
120 IF INKEY$=T$ THEN GOTO 200
130 NEXT A
132 FOR U=1 TO 5
135 PRINT AT X(T)+2,Q-2;" ";TAB
Q+5;" "
138 PRINT AT X(T)+2,Q-2;" ";TAB
Q+5;" "
139 NEXT U
140 FOR U=1 TO 25
141 NEXT U
145 PRINT AT X(T)+2,Q;" ";TAB
Q+3;" "
150 PRINT AT X(T)+3,Q;" ";TAB
Q+3;" "
160 PRINT AT Q,10;"YOUR DEAD"
162 LET P$=""
163 IF N>1 OR N=0 THEN LET P$=""
166 PRINT AT 21,5;"YOU KILLED "
;N;" OUTLAW";P$
170 STOP
200 LET D=INT (RAND*4)+3
202 LET N=N+1
205 LET F=F
208 LET Y=2+(5*(T-1))
210 GOSUB D+100
220 GOTO 51
300 LET A$(2)=""
301 LET A$(1)=""
302 LET A$(3)=""
303 LET A$(4)=""
310 GOSUB 1000

```



AW



```

315 LET A$(1)="
316 LET A$(2)="
318 LET A$(3)="
320 LET A$(4)="
322 GOSUB 1000
325 LET A$(1)="
335 LET A$(2)="
337 LET A$(3)="
340 GOSUB 1000
345 LET A$(4)="
350 GOSUB 1000
355 LET X(I)=X(I)+1
357 LET A$(3)="
359 LET H$(4)="
360 PRINT AT X(I),Y,"
365 GOSUB 1000
370 LET A$(1)="
372 LET A$(2)="
374 LET A$(3)="
376 LET A$(4)="
380 GOSUB 1000
385 LET A$(2)="
387 LET A$(3)="
389 LET A$(4)="
395 GOSUB 1000
398 RETURN
400 LET A$(2)="
401 LET A$(3)="
402 LET A$(4)="
403 LET A$(4)="
410 GOSUB 1000
415 LET A$(2)="
418 LET A$(3)="
420 LET A$(4)="
425 GOSUB 1000
428 LET A$(3)="
430 LET A$(2)="
432 LET A$(3)="
434 LET A$(4)="
435 FOR U=1 TO 6
436 NEXT U
440 GOSUB 1000
450 LET A$(3)="
452 LET A$(2)="
454 LET A$(3)="
456 LET A$(4)="
457 PRINT AT X(I),Y,"
458 FOR U=1 TO 6
459 NEXT U
460 GOSUB 1000
470 RETURN
500 LET A$(1)="
502 LET A$(3)="
504 LET A$(4)="
510 LET A$(2)="
515 GOSUB 1000
520 LET A$(1)="
522 LET A$(2)="
524 LET A$(3)="
526 LET A$(4)="
527 FOR U=1 TO 6
528 NEXT U
530 GOSUB 1000
540 LET A$(2)="
542 LET A$(3)="
544 LET A$(4)="
546 PRINT AT X(I),Y-1,"
550 GOTO 1000
560 RETURN
600 LET A$(2)="
601 LET A$(3)="
602 LET A$(4)="
603 LET A$(4)="
610 GOSUB 1000
615 LET A$(2)="
618 LET A$(3)="
620 LET A$(4)="
621 FOR U=1 TO 6
622 NEXT U
625 GOSUB 1000
630 LET A$(2)="
632 LET A$(3)="
634 LET A$(4)="
636 LET A$(3)="
638 FOR U=1 TO 6
639 NEXT U
640 GOSUB 1000
650 LET A$(1)="
652 LET A$(2)="
654 LET A$(3)="
656 LET A$(4)="
658 PRINT AT X(I),Y+3,"
660 GOSUB 1000
670 RETURN
1000 FOR I=1 TO 4
1010 PRINT AT X(I)+I,Y,A$(I)
1020 NEXT I
1030 RETURN

```




SKY SHOOT



SKY SHOOT for the Spectrum is a kind of target shoot against the clock.

You have four targets—which you must destroy in an unreasonably short time.

Move left with l, right with q and fire with o.

A challenging game from David Price of Glenfields, Caerphilly, which proved too difficult for your fast-fingered reviewer.

```

1 CLS : BORDER 4: BEEP .25,3:
BEEP .5,4: BEEP .25,3: PRINT IN
K 2:
2 AT 1,0: SHOOT:
AT 2,0:
3 PRINT AT 5,0: INK 0: "Use [O]
to move right", "Use [L] to move le
ft", "Use [O] to fire"
4 PRINT AT 15,1: "PRESS ANY KE
Y TO START"
5 PAUSE 0
6 CLS
9 BORDER 1
10 LET s=10: LET q=0: LET a=1
30 LET b=q: LET c=5: LET d=3
50 LET e=d+d: LET f=e+e: LET g
=f+e: LET h=g+a
70 LET i=17: LET j=q: LET s=a
190 CLS
195 PRINT AT 4,b: INK 2:
200 PRINT AT c,e: "x" AT c,f: "+"
AT c,g: "x" AT c,h: "+"
210 PRINT AT g+a,b: INK 3:
220 PRINT AT g,s: "x"
230 PRINT AT i,s+a: "x"
240 PRINT AT i,s+a: "x"
242 LET u=u+1
244 IF i=c AND s+a=e OR i=c AND
s+a=f OR i=c AND s+a=g OR i=c A
ND s+a=h THEN LET j=j+1
245 IF i=c AND s+a=e THEN PRINT
INK 1: AT c,e: "x" BEEP .25,1
246 IF i=c AND s+a=f THEN PRINT
INK 1: AT c,f: "x" BEEP .25,1
247 IF i=c AND s+a=g THEN PRINT
INK 1: AT c,g: "x" BEEP .25,1
248 IF i=c AND s+a=h THEN PRINT
INK 1: AT c,h: "x" BEEP .25,1
250 IF i=c THEN GO TO 350

```

```

255 IF j=4 THEN GO TO 1000
256 IF s>=27 THEN LET s=27
257 IF s<=0 THEN LET s=0
260 IF INKEY$="q" THEN LET s=s-
a
270 IF INKEY$="l" THEN LET s=s+
a
280 IF INKEY$="o" THEN LET i=i-
a
290 IF u>=95 THEN GO TO 2000
300 GO TO 210
350 LET q=q+1
400 PRINT AT 21,0: "You have tak
en "g: "shots"
402 PRINT AT 2,0: INK 0: "Time:
1000-55 Time taken: "u
404 LET i=17
405 FOR w=1 TO 20
406 NEXT w
407 GO TO 210
1000 BORDER 2: PAPER 7: CLS
1001 PRINT AT 1,0: INK 1: "Game
over"
1005 PRINT AT 3,0: INK 2: "Game
over"
1010 PRINT AT 5,0: INK 1: "Game
over"
1015 PRINT AT 10,b: INK 0: "Aro
her try? (y/n)"
1020 INPUT a$
1030 IF a$="y" OR a$="Y" THEN GO
TO 5
1035 STOP
2000 PAUSE 100: CLS
2002 PRINT AT 5,0: INK 1: "Game
over"
2004 PRINT AT 7,0: INK 0: "Game
over"
2005 PRINT AT 15,0: INK 1: "Game
over"
2010 INPUT a$
2020 IF a$="y" OR a$="Y" THEN GO
TO 5

```



SCOFFER

SCOFFER is a version of the Pac-man game for the unexpanded ZX-81 and it is difficult. Move yourself around with the usual cursor keys to avoid the intelligent spooks which try their best to

corner you. Their best is always good enough.

Sometimes they approach from opposite sides, sometimes they corner you, and sometimes they will merge and chase you in tandem. A

final score is displayed and any key will re-start.

From Mark Blackwood, of Essington, West Midlands. Graphics notes:

6—Thirteen inverse full-stops.

```

1 LET A=INT PI
2 LET L=VAL "12"
3 LET B=VAL "2"
4 LET S=B-B
5 FOR F=S TO L
6 PRINT " "
7 NEXT F
8 DIM X(A)
9 DIM Y(A)
10 FOR F=B/B TO B
11 LET X(F)=INT (RND*L)
12 LET Y(F)=INT (RND*L)
13 NEXT F
14 FOR F=B/B TO B
15 PRINT AT X(F),Y(F);CHR$ 128
16 LET Y(F)=Y(F)+SGN (Y(A)-Y(F)
17 LET X(F)=X(F)+SGN (X(A)-X(F)

```

```

18 PRINT AT X(A),Y(A);CHR$ 147
19 PRINT AT X(F),Y(F);CHR$ 192
20 IF X(F)=X(A) AND Y(F)=Y(A)
21 THEN GOTO A**A
22 NEXT F
23 PRINT AT X(A),Y(A);CHR$ 128
24 LET X(A)=X(A)+(INKEY$="6" A
25 ND X(A)<L)-(INKEY$="7" AND X(A)>
26 =L/L)
27 LET Y(A)=Y(A)+(INKEY$="8" A
28 ND Y(A)<L)-(INKEY$="5" AND Y(A)>
29 =L/L)
30 IF INKEY$<>" " THEN LET S=S+
31 A
32 GOTO VAL "14"
33 PRINT S
34 PAUSE L**A
35 CLS
36 RUN

```



```

1 REM SURROUND BY J. WINCHESTER
R
5 LET SX=0
6 LET SB=0
7 LET Q=PEEK 16396+256*PEEK 1
6397
10 POKE 16418,Q
20 PRINT AT 0,0; "*****"
30 FOR P=1 TO 22
40 PRINT " "
50 NEXT P
60 PRINT "*****"
70 PRINT AT 2,2;STR$ SX;AT 2,2
8;STR$ SB
80 LET X=12
90 LET Y=3
100 LET B=12
110 LET C=23
120 LET X1=0
130 LET Y1=1
140 LET B1=0
145 LET C1=-1
150 IF PEEK (Q+1+Y+33*X) <> 0 THEN
N GOTO 400
160 IF PEEK (Q+1+C+33*B) <> 0 THEN
N GOTO 300
170 PRINT AT X,Y; "■";AT B,C; "■"

```

```

180 LET A=PEEK 16421
185 IF A=238 OR A=222 OR A=198
OR A=254 OR A=126 THEN LET X1=1
190 IF A=247 OR A=231 OR A=216
OR A=183 OR A=119 THEN LET X1=-1
200 IF X1<>0 THEN LET Y1=0
210 IF A=236 OR A=251 OR A=210
OR A=187 OR A=125 THEN LET Y1=1
215 IF A=237 OR A=221 OR A=253
OR A=189 OR A=125 THEN LET Y1=-1
220 IF Y1<>0 THEN LET X1=0
230 IF A=231 OR A=239 OR A=235
OR A=237 OR A=238 THEN LET B1=-1
235 IF A=119 OR A=123 OR A=125
OR A=126 OR A=127 THEN LET B1=1
240 IF B1<>0 THEN LET C1=0
245 IF A=219 OR A=219 OR A=223
OR A=221 OR A=222 THEN LET C1=1
250 IF A=183 OR A=187 OR A=189
OR A=191 OR A=198 THEN LET C1=-1
260 IF C1<>0 THEN LET B1=0
270 LET X=X+X1
280 LET Y=Y+Y1
290 LET B=B+B1
293 LET C=C+C1
295 GOTO 150
300 LET SX=SX+1
310 IF SX<15 THEN GOTO 7
320 STOP
400 LET SB=SB+1
410 IF SB<15 THEN GOTO 7

```

SURROUND

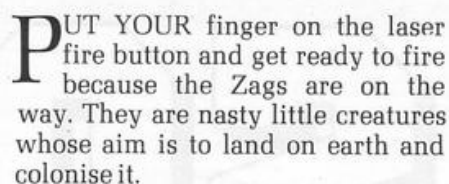


YOU WILL probably recognise **Surround** as soon as you RUN it. It is a version of a fairly standard routine in which you are required to surround your adversary before he can surround you. Both players are in continuous motion and are not allowed to cross their tracks or those of their opponent, or to hit the boundary or the score display.

What will surprise you is the way in which the ZX-81 can recognise two keys when pressed simultaneously. That is not possible using INKEY\$ and is achieved by utilising address 16421. This contains a number which changes as groups of keys are pressed. Lines 185 to 260 translate the number into a series of possible moves.

Black uses keys 1-5 to move up, Z-V to move down, Q-T for right and A-G for left. Grey uses the keys 6-0 for up, Y-P for right, B-M for down, and H-NEWLINE for left. After a crash the other player scores one; the winner is the first to reach 15.

The routine enabling two players to participate can obviously be used in many graphics games. J Winchester of London W13, submitted the program for the 16K ZX-81.



Instructions are contained within the **Zag-blasters** program along with REM statements to show how the game works. As well as being fun to play, the game could also teach you how to write invader-type programs in Basic.

Zag-blasters was written by J Bedware and J Yeomans, of Solihull, West Midlands. The game will run on a 16K Spectrum.

```

10 LET #=1: LET v=1
20 LET i=1: LET a=1
30 REM Instructions
40 INPUT "Instructions ?";b$:
IF b$#="n" THEN GO TO 100
50 BORDER 0: PAPER 0: INK 7
60 PRINT AT 0,4:"Welcome to Za
g-blasters";AT 2,2:"By J. Badwar
d and J. Yeomans";AT 0,0:"Zag:
are invading, now defend
10:"your rights";AT 14,0:"1
for up";AT 10,0:"2 for down";AT
10,0:"3 to blast the Zags";AT
20 FOR n=-40 TO 0: BEEP 0,1,n
: BEEP 0,0,1,n-10: NEXT n
70 CLS
80 REM Draw board
100 PRINT AT 0,0: INK 2;"
6,0: INK 6;"
110 PRINT AT 0,0: INK 2;"COMPUT
ER SCORE";AT 10,0: INK 6;"PLAYER
SCORE"
120 REM SET UP HI RES GRAPHICS
130 FOR n=0 TO 7
140 READ e
150 POKE USR "E"+n,e
160 NEXT n
170 FOR n=0 TO 7
180 READ f
190 POKE USR "G"+n,f
200 NEXT n
210 FOR n=0 TO 7
220 READ g
230 POKE USR "H"+n,g
240 REM Game working
250 BORDER 0: PAPER 0: INK 7
260 LET x=10: LET y=0: LET z=0
270 FOR n=172 TO 0: PLOT 0,n: N
EXT n
310 LET a=0: LET b=92: LET c=10
0
394 LET e=INT (RAND*11)+4
395 FOR p=INT (RAND*20)+10 TO 0
STEP -1
400 PRINT AT x,y:"P": BEEP .000
1,0: PRINT AT x,y:" "
402 PLOT a,b: PLOT INVERSE 1;a,
b
405 LET a$=INKEY$
410 IF a$="1" AND x>4 THEN LET
x=x-1

```

```

T 415 IF a$="1" AND b<136 THEN LE
420 b=b+8
425 IF a$="2" AND x<17 THEN LET
x=x+1
430 IF a$="2" AND b>36 THEN LET
b=b-8
435 LET u=150
440 IF a$="3" THEN DRAW a+u,0:
PLOT a,b: DRAW INVERSE 1,a+u,0
445 IF e=x AND a$="3" THEN GO TO
0 5000
450 IF p<=2 THEN GO TO 6000
470 PRINT AT e,p: INK 4;"Q": BE
EP 0,001,20: PRINT AT e,p:
480 NEXT p
490 GO TO 391
1000 REM Data for graphics
1040 DATA BIN 11000000,BIN 11100
000,BIN 11100000,BIN 11011100,BI
N 11100000,BIN 11100000,BIN 1100
0000,BIN 00000000
1050 DATA BIN 00000001,BIN 000001
111,BIN 00110010,BIN 01000010,BI
N 01000011,BIN 00000011,BIN 0010
0110,BIN 00111110
1060 DATA BIN 11000000,BIN 1111
000,BIN 10100110,BIN 10100001,BI
N 11100001,BIN 00111110
4000 REM You hit a zag
5000 FOR a=0 TO 5: FOR n=0 TO 30
STEP 5: BEEP .01,n: NEXT n: NEX
T a
5010 PRINT AT 21,4: INK 5;"Q": L
ET q=q+3
5015 LET w=w+1: IF w=10 THEN GO
TO 6100
5020 GO TO 391
5030 REM You've won
5100 PRINT AT 10,5: INK 5;"Zags
defeated": FOR n=0 TO 250: NEXT
n: RUN
5000 REM Zags landed
6000 FOR a=0 TO 2: FOR n=30 TO 0
STEP -3: BEEP .01,n: NEXT n: NE
XT a
6010 PRINT AT 21,1: INK 2;"Q": L
ET i=i+3
6020 LET v=v+1: IF v=10 THEN GO
TO 6100
6030 GO TO 391
6040 REM Zags won
6100 PRINT AT 10,5: INK 2;"Zags
have landed": FOR n=0 TO 250: N
XT n: RUN

```


SOLITAIRE

HERE IS a version of **Solitaire** for the 16K ZX-81. The listing is very well done but so many checks are required for illegal moves that there is a lengthy pause between the display for each new position. See if you can condense it.

Line 1 contains the REM statement for the win routine. Enter it as listed, then type "POKE 16521, 126";

"POKE 16523, 118"; "POKE 16528, 119"; "POKE 16530, 120". LET and RETURN are listed by entering and deleting THEN.

Unfortunately we do not know how to win at Solitaire so we could not test the win routine. We have had to trust Mark Harper, of Swindon, Wiltshire, who sent the program.

```

1 REM E&RND=CHR$ #7? RETURN ?
C=Y??"?COS / LET
2 GOSUB 9999
3 GOTO 1000
8 SLOW
10 PRINT AT 20,0;"MOVE FROM?"
15 INPUT F$
17 IF F$="" THEN GOTO 15
20 PRINT AT 20,9;" ";F$(1);","
;F$(2);
25 PRINT " TO?"
30 INPUT T$
32 IF T$="" THEN GOTO 30
34 PRINT AT 20,16;" ";T$(1);","
";T$(2)
36 LET F=VAL F$(1)
37 LET G=VAL F$(2)
38 LET T=VAL T$(1)
39 LET U=VAL T$(2)
40 IF S(F,G)=-1 THEN GOTO 10
50 IF S(T,U)=-1 THEN GOTO 10
60 IF F=G AND T=U THEN GOTO 10
70 IF VAL F$>77 OR VAL T$>77 O
R VAL F$<11 OR VAL T$<11 THEN GO
TO 10
80 IF ABS (T-F)<>2 AND ABS (U-
G)<>2 THEN GOTO 10
85 IF F<>T AND G<>U THEN GOTO
10
86 LET X$=STR$ ((VAL F$+VAL T$
)/2)
87 IF S(F,G)=0 THEN GOTO 10
88 IF S(T,U)=1 THEN GOTO 10
89 IF S(VAL X$(1),VAL X$(2))=0
THEN GOTO 10
90 FAST
92 LET S(F,G)=0
100 LET S(T,U)=1
110 LET S(VAL X$(1),VAL X$(2))=
0
120 LET C=C+1
127 IF C=32 AND S(4,4)=1 THEN G
OTO 9999
1001 FAST
1002 CLS
1003 PRINT " 1 2 3 4 5 6 7"
1004 PRINT
1010 FOR A=1 TO 7
1020 PRINT A," ";
1030 FOR B=1 TO 7
1040 IF S(A,B)=-1 THEN PRINT "
";

```



WIRE




```

1050 IF S(A,B)=1 THEN PRINT "O "
1060 IF S(A,B)=0 THEN PRINT "X "
1065 IF B=7 THEN PRINT A;
1070 IF B=7 THEN PRINT
1080 IF B=7 THEN PRINT
1090 NEXT B
1100 NEXT A
1110 PRINT " 1 2 3 4 5 6 7"
1111 PRINT AT 18,16;"MOVES:";C
1112 GOTO 8
8005 POKE 16527,0
8007 RAND USR 16514
8010 FOR X=1 TO 63
8020 POKE 16527,X
8030 RAND USR 16514
8040 NEXT X
8050 POKE 16527,0
8060 RAND USR 16514
8070 PRINT AT 9,0;
8080 PRINT AT 12,16;"CONGRATULAT
IONS"
8090 PRINT AT 21,17;"PRESS NEWLI
NE"
9100 INPUT N$
9110 CLS
9120 RUN
9001 FAST
9002 CLS
9005 LET C=0
9010 DIM S(7,7)
9020 FOR A=1 TO 7
9030 FOR B=1 TO 7
9040 IF A<>1 AND A<>2 AND A<>6 A
ND A<>7 THEN GOTO 9060
9045 IF B<>1 AND B<>2 AND B<>6 A
ND B<>7 THEN GOTO 9060
9050 LET S(A,B)=-1
9055 GOTO 9070
9060 LET S(A,B)=1
9070 NEXT B
9080 NEXT A
9090 LET S(4,4)=0
9100 PRINT AT 10,10;"INSTRUCTION
S? Y/N"
9110 INPUT Z$
9120 IF Z$="N" THEN RETURN
9130 SLOW
9140 CLS
9150 PRINT "
9160 PRINT " THE OBJECT OF TH
E GAME IS "
9170 PRINT " TO REMOVE ALL THE
PEGS "
9180 PRINT " EXCEPT THE LAST WH
ICH "
9190 PRINT " MUST FINISH IN THE
CENTRE "
9200 PRINT " SPACE.
9210 PRINT " SPACES ARE (X).
9220 PRINT " YOU TAKE PIECES B
Y HOPPING "
9230 PRINT " OVER THEM INTO AN E
MPTY SPACE "
9240 PRINT " BEYOND, REMOVING FRO
M PLAY THE "
9250 PRINT " PIECE YOU HAVE HOP
ED OVER. "
9270 PRINT " EACH MOVE MUST B
E MADE IN A "
9280 PRINT " STRAIGHT LINE.
9310 PRINT " THE COMPUTER WILL
NOT "
9320 PRINT " ACCEPT ILEGAL MOV
ES. "
9330 PRINT "
9340 PRINT AT 21,17;"PRESS NEWLI
NE"
9350 INPUT N$
9360 RETURN
9410 SAVE "SOLITAIRE"
9420 PRINT AT 10,10;"SOLITAIRE"
9430 FOR X=1 TO 100
9440 NEXT X
9450 CLS
9460 RUN

```


LINEAL REGRESSION



```

1 REM "LR"
10 LET A=0
20 LET B=0
30 LET C=0
40 LET D=0
50 LET E=0
60 LET H=0
90 PRINT "HOW MANY PAIRS OF NUMBERS?"
100 INPUT N
105 CLS
110 PRINT "INPUT X THEN Y."
120 INPUT X
130 INPUT Y
135 CLS
140 LET A=A+X
150 LET B=B+Y
160 LET C=C+X*X
170 LET D=D+Y*Y
180 LET E=E+X*Y
190 LET F=A/N
200 LET G=B/N
210 LET H=H+1
220 IF H<N THEN GOTO 110
270 LET I=(N*E-A*B)/(N*C-A*A)
280 LET J=G-I*F
290 PRINT "Y=";J;"+";I;"X"
300 LET K=(N*E-A*B)/(N*D-B*B)
310 LET L=F-K*G
320 PRINT "X=";L;"+";K;"Y"
330 LET P=SQR (D/(N-1)-(B*B/(N*(N-1))))
340 LET Q=SQR (C/(N-1)-(A*A/(N*(N-1))))
350 PRINT "X SIGMA(N-1) = ";Q
360 PRINT "Y SIGMA(N-1) = ";P
370 LET U=SQR (((1/N)*C)-F*F)
380 LET R=SQR (((1/N)*D)-G*G)
390 PRINT "X SIGMA(N) = ";Q
400 PRINT "Y SIGMA(N) = ";R
410 LET S=((1/N)*E-(F*G))/(Q*R)
420 PRINT "CORRELATION COEFFICIENT(R) = "
430 PRINT "R=";S
440 PRINT "STANDARD ERROR OF ESTIMATE"
450 PRINT "S(Y) = ";R*SQR (1-S*S)
460 PRINT "S(X) = ";Q*SQR (1-S*S)

```

IF YOU are struggling with mathematics homework, **Lineal regression** calculates those tricky problems using the ZX-81. It relates both x to y and y to x, as well as giving the probable errors involved.

From Martyn Whitwood, of Rotherham, South Yorkshire.

We've got big ideas about you and your Sinclair



Because we know you're always looking for new ideas to make the most of your Sinclair computer, we're making sure you never run out of steam!

Just announced – and due out in December – is **Sinclair Projects** magazine, full of fascinating schemes to tax your skills and reveal the **practical** potential of your Sinclair in applications like controlling lights, upgrading computer graphics, household security, and many more.

Whether you're new to computing, or an old hand, you're certain to be an enthusiast. That's why we introduced **Sinclair User** magazine for the latest news, techniques and enhancements to **match** your enthusiasm (now with new 'Spectrum User' supplement!) Next, its companion magazine, **Sinclair Programs**, became an overnight success with 40 **NEW** programs, ready for you to key, in every issue.

Now the exciting new Sinclair Projects completes your store of possibilities with a huge increase in computing potential for you to explore.

Sinclair Projects is published on alternate months to Sinclair Programs, so there's **always** something new to test your skill. But here's the best news: when you subscribe to all three Sinclair magazines, you get the first **three** issues of new Sinclair Projects **absolutely free!**



We **know** you've got big ideas about your Sinclair. Make sure you live up to them with **threefold** computing pleasure. Fill out the order form now and we'll send you the first ideas-packed Sinclair Projects – hot off the press.

Mail to: ECC Publications Limited; 30-31 Islington Green, London N1 8BJ

Sinclair User / Spectrum User; Sinclair Programs; Sinclair Projects

Yes – I'd like to subscribe to:

- ☐ Sinclair User (12 issues – price £9.00) including special 'Spectrum User' supplement in each issue.
- ☐ Sinclair Programs (6 issues – price £6.60)
- ☐ Sinclair Projects (6 issues – price £6.60) Remember you get the first three issues FREE if subscribing to all three magazines!

☐ I enclose a cheque for £ _____ (deduct £3.30 from total cost if subscribing to all three publications)

☐ Please charge my credit card Card name _____ Number _____

Name _____

Address _____

Signature _____ Date _____

NB This offer applies to UK subscribers only. Overseas rates available on request.

Something old, something new

the first

sinclair user annual

**The complete guide
to the last year
of Sinclair computers**

The world of Sinclair computers is fast-moving, with new developments almost daily. During the months since its launch in April, *Sinclair User* has attempted to keep you up-to-date with all that has been happening.

Now, however, we feel it is time to take stock of what has been happening during those months. So we have decided to publish *The First Sinclair User Annual*.

We have asked all our top writers to give their impressions of the last 12 months and chosen the best articles and programs from past issues.

It will allow you to keep abreast of some of the things you may have missed and to assimilate the changes which have overtaken all of us so quickly.

The First Sinclair User Annual will be available from all the usual newsagents, price £1.50, from the beginning of December.

Order your copy now to avoid being disappointed.


GETTING THE MOST FROM YOUR MICRO?

These days, there seem to be new developments in micros every five minutes. How can you stay in touch? Which Micro & Software Review brings you all the most important news and the most interesting facts every month.

As well as our unique buyers guide to software packages (which is updated every month) we review software in depth. This month we analyse PLANNERCALC and tell you whether its low cost represents good value, and how it stacks against VISICALC.

We also take a long look at the new cash flow forecasting package CASHFAX. Every month we tell you what's available, what's in the pipeline and what's right for you – over a range of software for home, business and school users.

We don't stint on hardware coverage either. Not only do we publish the most extensive buyers guide available (over 100 micros in detail) but we also publish reviews that really take machines apart. This month



we put two British micros under the microscope – the new 64K MIMI 802, which made us wonder whether British could be best again. And the £89.95 JUPITER ACE which is not only very cheap, it's also the world's first micro to use FORTH. Does that make for speed, versatility and ease of programming – or should it have been left with the mainframes?

With all this you get the best news, an informative (and fascinating) letters page, and a problem-solver section written by two of the most respected experts in the business. November's issue is at all good newsagents from October 15th. Don't miss it.

THE A TO Z OF MICROS

**WHICH
MICRO?
& SOFTWARE REVIEW**



© RICH SHENFIELD 82

SPACE INTRUDERS WITH MUTANTS

- Four different types of Alien.
- Random saucer gives mystery points.
- Mutant Alien from second Attack-Wave.
- Bonus base at 50,000 points.
- Aliens explode when hit.
- Left, right and fire.
- Full sound effects and colour.

METEOR STORM WITH SPEECH

- Three different types of meteor.
- Two different saucers.
- Full screen wrap-around.
- Bonus ship every 10,000 points.
- Superb explosions.
- Left, right, thrust, fire and hyperspace.
- Sound effects and speech.

ORDER COUPON

Please send me.
SPACE INTRUDERS at
£5.95 each
METEOR STORM(S) at
£5.95 each
I enclose a cheque or P/O for

£
(cheques payable to
QUICKSILVA)

Name: _____

Address: _____

BOTH OF THESE FULL FEATURE GAMES INCLUDE:

- Personalised high score table.
- Hold feature, suspends game at any time.
- Progressive difficulty.
- Full "Attract Mode" with instructions and scores.

Supplied on Cassette. Both run in 16K

SEE US AT THE MICROFAIR Microscene Brum '82 show and the P.C.W. Show.

Send order to: QUICKSILVA, Dept SPB, 92 Northam Road, Southampton SO2 0PB