

SUPER SAGA COMPO-NEW KEYBOARDS FOR OLD

YOUR SPECTRUM

No.19 October 95p Byte High, No Limit

CARTOON CODE

SPRITE HIGH NO LIMIT

Megasprites On The Move

SMASH HIT

FIST FIGHT

The Way Of The Exploding Fist

THE MEGAGAME

HIGHWAY ENCOUNTER

Every Avenue Explored

EXPLOSIVE REVIEW

FRANKIE

Programmed For Pleasure

GRAPHIC DETAILS

SLIK SCREENS

Flying Pans And Swish Scrolls

At last, the big performance printer at the lowest ever price



Seikosha
GP50S
from around
£59
+ VAT

You only have to shop around to see that the Seikosha GP50S offers a totally new concept in value for money.

Designed specifically to be compatible with the Sinclair Spectrum and the ZX81, its compact body, unique uni-hammer printing system, wide range of features and surprisingly low cost, make the Seikosha GP50S a printer not to be missed.

The Seikosha GP50S features:

- Total Sinclair Spectrum and ZX81 compatibility
- Compact body, ideal for home use
- A print speed of 40 cps

- 46 column width
- Dot addressable graphics
- Printing of graphics image can be repeated
- Friction feed for roll or cut-sheet paper
- Takes plain paper up to 5" wide

You'll find the Seikosha GP50S at your local computer dealer.



THE FORCE IN DISTRIBUTION

5 King's Ride Park,
Ascot, Berks. SL5 8BP
Tel: 0990 28921
Telex: 846303 DD LTD G.

INSIDE YS

MEGAGAME

32



Road Runner You're on the right track with our complete review of Vortex's *Highway Encounter*. It's just up your street!

GAMES EXTRA

17



Fist Fight Aaaaaiieeeyaaahhh! We belt it out with *The Way Of The Exploding Fist* — the blockbuster for budding Bruce Lees.

24



The Big Bang Lust + Fear + Love + Faith = an explosive review of *Frankie Goes To Hollywood*!

REVIEWS

41

Joystick Jury It's off to Arcadia. Read the rave reviews of Roland's *Rat Race*, *Popeye*, *The Covenant* and check up on the rest.

PROGRAMMING

36



Second Opinion Make up your mind right now to type in this program. No second thoughts now!

26



Sprite High, No Limit Are your sprites too small? Make 'em big. Like BIG! Then create your own cartoon capers. Are there no limits to this program?

48

Movin 'n' Groovin Just how trendy are you? Here are the hottest, hippest graphics routines ever to hit your Speccy!

PROGRAM POWER

52

Kitchen Chaos What's a cookin'? A great gastronomic game is about to be served. It'll have you begging for more!

55

Macroids Deep space is the place to knock socks off big rocks! Yep, it's a brilliant version of *Asteroids*.

GAMES EXTRA

GO FOR GOLD 22

It's the mug-shot slot for YS high scorers!

SPECTRUM ADVENTURES 38

Give Us A Clue for both hapless and hardened adventurers. Plus a double dose of games reviews.

HACK FREE ZONE 64

Meet the scourge of the hackers, Hex Loader, with tips a plenty on *Knightlore*.

COMPETITION

SAGA KEYBOARD COMPO 21

There must be 101 uses for a rubber Speccy keyboard. Come up with just one and win a Saga keyboard.

REGULARS

FRONTLINES 5

No news is good news — except here. All our news is good!

FORUM 19

Hurrgh...ergh...it's yer postbag, mate...eeeghaaah... Make a postman unhappy!

BACK ISSUES 46

INPUT/OUTPUT 59

SUBSCRIPTIONS 60

SPECIAL OFFERS

YS SUPERSAVERS 3

Cut the coupons, cut the cost! Save over £80 with these great YS offers.

YS SOFTWARES 22

You wanna save more money. Then buy your software through YS.

YSMEGABASIC 30

Beef up you Basic with the YS Miracle MegaBasic.

CONTACT

01-631 1433

EDITORIAL ENQUIRIES

Kevin Cox

PUBLISHING ENQUIRIES

Stephen England

01-580 0504/

631 1433

ADVERTISEMENT ENQUIRIES

David Baskerville

01-636 2416

YS HELPLINE

Peter Shaw

(YS Helpline enquiries between 10am-1pm and 2-5pm, Wednesdays and Fridays only)

Your Spectrum, Sportscene Specialist Press, 14 Rathbone Place, London W1P 1DE.



55,126

Try beating our SpecDrum!



Spec Drum

Digital Drum System
for the Spectrum

£29.95

- 8 DIGITALLY RECORDED REAL DRUM SOUNDS
- SIMPLE TO USE — UP AND RUNNING IN ONLY MINUTES
- A TRUE DIGITAL DRUM MACHINE
- 'REAL TIME' OR ON-SCREEN PROGRAMMING
- COMPLETE WITH SOFTWARE
- EXTRA SOUNDS CAN BE LOADED FROM TAPE
- CREATIVE, EDUCATIONAL AND FUN
- THE MOST EXCITING PERIPHERAL EVER DEVELOPED
- DYNAMIC FILING SYSTEM — STORE OVER 1000 PROGRAMMED RYTHMS
- TAPE SYNC FACILITY
- SONGS CAN BE SAVED ON TAPE
- POLYPHONIC
- COMPREHENSIVE MANUAL
- JUST PLUG INTO YOUR HI FI



1 WILLOWBROOK SCIENCE PARK, CRICKHOWELL ROAD, ST. MELLONS, CARDIFF
TELEPHONE: CARDIFF (0222) 777337 TELEX: 497455
(Export enquiries — contact Cheetah direct)

YS SUPERSAVERS

SAVE UP TO on **FOX ELECTRONICS PRODUCTS**
£8.50
 Full details are on the back of this voucher.

£5 worth of **free paper**
 When you buy a **FLOYD 40 Printer**
 Full details are on the back of this voucher.

£2 OFF
THE MIRAGE MICRODRIVER
 See back of voucher for details.

£3 OFF
 The Ram Turbo Interface and the Quickshot II joystick
 Details are on the back of this voucher!

£5 DISCOUNT on the Tasman Centronics Interface
 Interface with the facts ... on the back of this voucher!

SAVE £2
 On the **Interface III** from Evesham Micro Centre.
 Plug into the facts ... on the back of this voucher.

WHSmith
£10 off the cost of any CCR700 computer compatible cassette recorder worth £27.95.
 See back of voucher for full details

£12.50 OFF
 Gordon Micro's Microframe worth £152.50 inc VAT & p&p
 Turn over for full info ...

OVER £10
 Off Spectrum Electronics Products! The Ram Expansion Board and the Power supply.
 See back of voucher for more info ...

SAVE on Saga Systems Products
£17
 Turn the page and see the details on the back of this voucher!

SAVE £££££s on **CHEETAH peripherals**
 Spectrum Sweet Talker and the Spectrum Rat!
 see back for details

HOW TO ORDER

You can save £££s with these great value YS vouchers. Here's how: Fill in the back of the voucher relevant to the product you want to purchase and make sure you've ticked the right one. Then clip it out and on a clean sheet of paper, write your name and address in BLOCK CAPITALS. As a double check it's worth writing the same

information on the back of all cheques.

All YS Supersaver vouchers should be sent directly to the companies unless otherwise stated on the back of the voucher. Each envelope should contain a voucher, payment (either a cheque or a Postal Order) and your address on a separate sheet of paper.

Please do not post anything to *Your Spectrum* — we cannot deal with your orders here.

WHSmith VOUCHER

This voucher is valid towards the cost of a CCR700 computer compatible cassette recorder, subject to availability.

The prices are correct at the time of going to press. Access/Barclaycard are accepted.

Offer ends Saturday 2nd November 1985.

Now rush this coupon to your nearest WHSmith and save £10!

GORDON MICROS VOUCHER

Please read the the section called How To Order.

	MRP	OUR PRICE	SAVE
• The Gordon Microframe	£152.50	£140	£9.50

Prices include VAT and p.p.

Please rush me my Microframe. I enclose a *cheque/Postal Order for £.... made payable to Gordon Micros.

*Please delete as applicable.

Now send your order, payment and address to Gordon Micros, 3 Callender Road, Heathfield Industrial Estate, Ayr, Scotland KA8 9DJ

Offer ends 31st October 1985.

SPECTRUM ELECTRONICS VOUCHER

Just tick next to the product(s) you want to order and then read the section called How To Order.

	MRP	OUR PRICE	SAVE
• The RAM Expansion Board	£114.99	£106.94	£8.05
• The Power Supply (for the expansion board).	£28.49	£26.50	£1.99

Prices inclusive of VAT and p.p.

Please send me the products I have ticked. I enclose a *cheque/Postal Order for £.... made payable to Spectrum Electronics.

*Please delete as applicable. Now send your order, payment and address to Spectrum Electronics, 110 Leigh Grove Road, Luton, Bedfordshire.

SAGA VOUCHER

Please see the section called How To Order.

	MRP	OUR PRICE	SAVE
• The LTR 1 Printer	£119.95	£109.95	£10
• The Flexible	£12.95	£11.95	£1
• Turbo Interface	£21.95	£20.95	£1
• Style Software	£29.95	£24.95	£5

Prices include VAT and p.p. Please send me the products I have ticked. I enclose a *cheque/Postal Order for £.... made payable to Saga Systems Ltd.

*Please delete as applicable. Now send your order, payment and address to Saga Systems Ltd., 2 Eve Road, Woking, Surrey GU2 4JT.

Offer closes on October 30th 1985.

CHEETAH VOUCHER

Please read the section called How To Order.

	MRP	OUR PRICE	SAVE
• Spectrum Sweet Talker	£24.95	£19.95	£5
• The Spectrum Rat	£29.95	£25.95	£4

Please send me the products I've ticked. I enclose a *cheque/Postal Order for £.... made payable to Cheetah Marketing.

*Please delete as applicable. Now send your order, payment and address to Cheetah Marketing, 1 Willowbank Science Park, Cricklewell Road, St Melow, Cardiff.

All prices include VAT and p.p. Offer ends on October 30th 1985.

FOX VOUCHER

Please read the the section called How To Order.

	MRP	OUR PRICE	SAVE
• The New Keyboard 68Fx2	£39.95	£38.45	£1.50
• The Spectrum Upgrade	£22.50	£21.00	£1.50
• Programmable Joystick Interface.	£28.95	£27.45	£1.50
• Standard Joystick Interface	£9.95	£7.95	£2.00
• Quickshot II Joystick	£9.95	£7.95	£2.00

All prices include p.p. Please rush me the products I have ticked. I enclose a *cheque/Postal Order for £.... made payable to Fox Electronics.

*Please delete as applicable. Now send your order, payment and address to Fox Electronics, Fox House, 35 Marthan Road, Hensby, Great Yarmouth, Norfolk, NR29 4NQ.

FLOYD VOUCHER

Order a Floyd 40 printer with this voucher and you'll receive 2 FREE rolls of printer paper worth £5. Please read the section How To Order.

Please rush me my Floyd 40 printer and two free rolls of printer paper. I enclose a *cheque/Postal Order for £69.95 plus £4.95 p.p. made payable to Floyd.

*Please delete as applicable. Now send your order, payment and your address to Floyd, PO Box 76, Plymouth, Devon PL1 1S2. This offer ends on 30th October 1985.

MIRAGE VOUCHER

Please read the section called How To Order.

	MRP	OUR PRICE	SAVE
• The Mirage Microdriver	£39.95	£37.95	£2

Please rush me my Microdriver. I enclose a *cheque/Postal Order for £.... made payable to Mirage Microcomputers Ltd.

*Please delete as applicable. Now send your order, payment and address to Mirage Microcomputers Ltd, 24 Bank Street, Braintree, Essex CM7 7UL.

Offer ends 30th October 1985.

RAM ELECTRONICS VOUCHER

Just read the section called How to Order and send off now!

	MRP	OUR PRICE	SAVE
• The Ram Turbo Interface and the Quickshot II joystick	£33	£30	£3

Please rush me my interface and joystick! I enclose a *cheque/Postal Order for £.... made payable to Ram Electronics.

*Delete as applicable and send your order, payment and address off to Ram Electronics (Fleet Ltd), 106 Fleet Road, Fleet, Hampshire GU13 8PA.

TASMAN VOUCHER

Please read the the section called How To Order.

	MRP	OUR PRICE	SAVE
• The Centronics Interface	£39.95	£34.95	£5

The price is inclusive of VAT and p.p.

Please send me my Centronics Interface. I enclose a *cheque/Postal Order for £.... made payable to Tasman Software, Springfield House, Hyde Terrace, Leeds LS2 9LN. (Don't forget to enclose your address!)

*Please delete as applicable.

EVESHAM MICRO VOUCHER

	MRP	OUR PRICE	SAVE
• The Interface III	£39.95	£37.95	£2

The price is inclusive of VAT and p.p.

Please rush me my Interface III. I enclose a *cheque/Postal Order for £37.95 made payable to Evesham Micro Centre.

*Please delete as applicable.

Now send your order, payment and address to Evesham Micro Centre, Bridge Street, Evesham, Worcestershire.

Offer ends 30th October 1985.


Has *Maxwell's* silver hammer fallen? Are you for the chopper? Have you set your sights on a *Gunshot*? Will you be completely *MUDDled*? How magic is *Wizard*? Whose *Zoid* are you on anyway? Find out in *Frontlines*!

DOUBLE DEALING

So, Sir Clive won't be going to live at Maxwell House after all. Just before the wedding, Robert Maxwell pulled out of the £12 million deal designed to rescue Sinclair Research and left Sir Clive standing at the altar.

A spokesperson for Mr Maxwell's company Hollis told us, "As a culmination of our investigations the company directors, including Mr Maxwell, decided not to recommend the deal to our shareholders." Well, if Sinclair Research was in poor shape before, think what a state it was in afterwards!

It was at this stage that the jilted bride mounted a face-saving exercise. Sir Clive persuaded Dixons to publicise a deal that had been signed between the two companies a full ten days before the Maxwell pull-out. The deal, said to be worth £10 million, means that Dixons takes on a 'very considerable' number of unsold Spectrums. That way Sinclair's remaining stocks won't be knocked down at give-away prices but bundled into budget deals with other



Parting is such sweet sorrow ...

products that aren't shifting, like the pocket telly.

In return, Sinclair has had to delay the launch of the new 128K Spectrum, code-named the Derby. That's right, it exists, it will have the AY8192 sound chip and should be fully compatible with the 48K Spectrum — though some people have cast doubt on whether that's possible for 100 per cent of programs. Our source tells us that the contract with Dixons expressly forbids the sale of the

Derby in this country before Christmas. And though Dixons refused to confirm this, it seems unlikely they'd welcome any moves from Sinclair that would hinder their off-loading of 48K Speccies. You will, however, be able to pick up the new machine in Europe where it won't put the kibosh on the Dixons' deal.

And what has Sinclair Research got to say about all this then? "We can't comment on a hypothetical machine," said a spokesperson. We shall see!

SHADOW OF THE ROM



Mikro-Plus
— refreshes the parts other programs cannot reach.

Book begat play begat film begat song begat software — isn't that the way it's supposed to be? Well, Mikro-Gen's got other ideas 'cos their new game's turned the world on its head and

commissioned a novel to be written about their new game, *Shadow of the Unicorn*.

Even more revolutionary — if you care to forget Imagine's abortive attempt at the

same thing (*Imagine, I've forgotten them already. Ed*) — is the new piece of micro-gadgetry you'll need to play the game. It's called the Mikro-Plus and it contains a ROM with 16K of the game burnt in. And as it overlays the current Speccy ROM area, the programmers are free to use the full 64K of the Speccy's memory. The Mikro-Plus looks set to do for software what acorns do for oak trees — no, not fall off!

The complete package is ready to roll at £14.95 but Mikro-Gen will dole out more info over the phone. Call the Wallies there on (0344) 427317.

THE ULTIMATE QUESTION

Ultimate has announced the imminent release of two new games, *Nightshade* and *Pentagram*. It looks likely that they'll be using 3D animation techniques in the tradition started by *Knightlore*.

But one other tradition remains, too. Ultimate remains stubbornly stumm about either game. If you reckon you'll be more successful at extricating information, give 'em a call on (0530) 411485.

GO FOR YOUR GUNSHOT

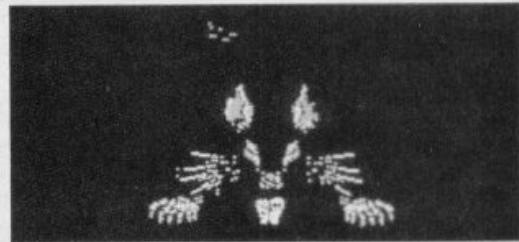


Has Vulcan come a 'gunnin' for you!

We're into grabbing bargains on YS, so here's news of a package that should spare the pocket and be a joy to behold. Vulcan Electronics has parcelled up its ever-popular Gunshot joysticks with the appropriate interfaces

and priced the whole shebang at £10.95

Included in the price comes a book of concise instructions and a twelve month guarantee. If you think you can handle the idea, then contact Vulcan on 01-871 1136.



Beware, it's a rat-trap! And if you ratbags enjoy sitting up to the wee small hours with only ghouls and gremlins for company, then you'll love *The Rats*.


Based on James Herbert's novel of the same name, this horror-tail (groan) is set on the rat-infested streets of London. It's all blood guts'n'gore as you play the rat-catcher out to trap the dirty rats. If you fancy getting ratted (Mmmm! Ed), give Five Ways Software a ring on (0732) 450111.

FAST PAST THE POST

The Copyright Amendment Bill, tagged the FAST Bill after the Federation Against Software Theft which pushed for it, has finally cut through the red-tape and become law.

Up till now the only way to stop the pirates was to nab them under the music or literary copyright acts — software didn't have its own protection. Now though, they can be stung for £2,000 and imprisoned for a maximum of two years.

BOX CLEVER



Who's not gonna enter my compo?

Now we know that you lot won't throw in the towel that easily, so we're offering you a real challenge. All you have to do is last two rounds in the ring with our Frank Bruno questions and a copy of Elite's knockout new game, *Frank Bruno's Boxing* could be coming your way.

Elite has generously stumped up fifty copies of the game to give away to the first YS readers to send in the correct answers to the following lightweight questions:

Frank Bruno was the youngest ever holder of which title? Was it:

- a) *The World Amateur Champion-*

- ship Title?*
- b) *The British Amateur Championship Title?*
- c) *The European Amateur Welly Throwing Title?*

Since turning professional, Frank has fought twenty-six contests. How many has he won:

- a) 23?
- b) 27 1/2?
- c) 25?

Don't cower in the corner, sock those answers to us now. Write them on the back of an envelope or a postcard and send them to *Frank Bruno's Boxing Compo*, Your Speccy, 14 Rathbone Place, London W1P 1DE. It's a knockout!



M/CRODR/VIN'

Hello microdrivers! Welcome to our new, regular column which will hopefully be sorting out a whole lot of microdrive problems and queries for you.

I'll kick off with a letter from Jeff Webb who's asking about a program that caused a 'Nonsense in BASIC' error when it shouldn't. Basically Jeff, the program LOADED another program from a drive, and when it had loaded it, the machine stopped with the error. Well, this isn't too serious — it's all down to a buglet in the ROM that affects non-auto running programs. If one running program executes a LOAD command, and loads a non-auto running program, the shadow ROM doesn't tidy things up as it should, and tries to interpret a random piece of your new program. It then gets confused, and produces the error message. Unfortunately, there's no simple cure, apart from the obvious — make all your programs auto run if you use other BASIC programs to load them.

As you should know, cartridges work well if they're treated with respect. Sometimes though, if your system goes berserk, you don't know what to do for the best! A common problem is for a cartridge to go round forever, with Break disabled. This can be caused by a program error, or by the notorious 'low memory' bug in the ROM, and if you make the wrong move, you can ruin the cartridge. The best solution is to cause a Z80 reset — so the Spectrum goes back to the copyright message, then enter STOP as a direct comand. This will stop the motor, hopefully without damage to the cartridge. A suitable reset switch as standard on the Spectrum+, and various ones are available for the Spectrum, but it must be a 'real' interrupt switch. Those which simply interrupt the power supply won't work, and are likely to damage the tape because of the power surge. It's actually safer to remove a cartridge from a drive with the motor on than it is with it off, just so long as you're quick!

Do you sometimes find a loop of tape hanging out when you pull a cartridge out of the drive? This is normally caused by the tape sticking magnetically to the head, and if you can keep yours... all can be saved! Grab something clean, like a pair of tweezers, or scrubbed fingers, and gently ease the tape back. If you get dirt, or grease on the tape, just give up otherwise you'll corrupt it. If you have a large loop of tape, don't be tempted to open up the cartridge and re-spool the tape. Believe me, human fingers were not made to tamper with this delicate mechanism.

A few months ago a few faulty cartridges slipped onto the market. Hopefully though, they'll all be out of circulation by the time you read this. If you are unlucky enough to get a faulty one, do yourself a favour and take it straight back to the shop. There is also a manufacturing error that gives unusual results — if you format a cartridge, and it stops with a 'Microdrive not present' error in the middle of the format, it means you're very privileged! You are the angry owner of one of a few cartridges produced with oxide on the wrong side of the tape! Normally, a faulty cartridge shows up by failing to load or verify, or making strange noises ending by producing the 'Not present' error.

That's it for our first outing but if you're having software problems with your Microdrives or Interface 1, or you've got some useful tips to share, drop me a line at Microdrivin' Your Spectrum, 14 Rathbone Place, London W1P 1DE. But please save your stamps and don't send an sae. I can't give replies. Let's be hearin' from you!

Andy Pennell

UP, UP AND AWAY!



Remember way back in YS 16, we asked you to try your luck and 'Fly Virgin, with our super-soaraway Chopper Patrol compo?' Well, now's the time to fasten your safety belts and sit tight to hear about the lucky winners!


The trio of high flyers that spotted the 11 differences, and were first out of the hat are **Thomas Greenbank** of Haslingfield, Cambridgeshire, **Simon Kinder** of Huddersfield,

and **K O Fenton** of Sleaford, Lincs. They'll be flying over London for an hour in a 4-seater Jet Ranger helicopter, winging their way from Battersea right over the Thames, with a birds-eye view of St. Paul's, The Houses of Parliament and a host of other famous sights! Virgin will also see them right as far as lunch and travelling expenses are concerned! What a treat eh?

As if that wasn't

enough, Virgin's generosity stretches to ten more lucky YS readers, who'll each receive a runners-up prize of a Virgin T-shirt and bag, Virgin calculator and a copy of their game *Strangeloop!* These will go out to, **G Moor** of Orton Goldhay, **M W Wabe** of Edinburgh, **Chris Hall** of Belfast, **Mrs M Whitehouse** (not that one!) of Tividale, **Simon Kain** of Prestatyn, **Paulo Jorge Sousa** of Portugal, **Liam Holt** of Richmond Surrey, **Jacek Krzeski** of London 4JB, **Alan Paton** of Trowbridge and finally **Clive Viagas** of Gibraltar. Look out for those surprises flying through your letterboxes soon! Chocs away, chaps and chapesses.


PERIPHERAL POWER



CHEETAH "SWEET TALKER"

Based on an allophone system, program any word or phrase, providing unlimited speech. Now make your Spectrum talk. Compatible with Interface I & II and Spectrum +


£24.95



CASSETTE/DATA RECORDER

For your home computer, will allow easy loading of even the most stubborn program. Features include single key record, mains/battery, accepts standard computer leads and 5 pin DIN connector. Also provides exceptional audio quality for fine listening.


(Batteries not included) **£24.95**



MEGASOUND

For 48K Spectrum and ZX Spectrum + Achieve amazing sound capabilities that your Spectrum has been lacking. Just plugs into the user port at the rear of your computer and amplifies sound through your T.V.

£10.95



32K RAMPACK

Upgrade your 16K ZX Spectrum now! The Cheetah 32K Rampack simply plugs into the user port at the rear of your computer and increases the memory instantly. to 48K

£39.95



SPECTRUM JOYSTICK INTERFACE

Simply plugs into the user port at the rear of the computer and accepts any Atari style joystick including Quickshot and Kempston. Comes without rear edge connector at

£11.50



or with connector which allows other peripherals to be stacked up at

£12.75

56 WAY EXTENSION CONNECTOR

Cheetah's 6" long extension cable enables Spectrum peripherals to be distanced from your computer


£7.95



R.A.T.

Conventional joysticks are dead! The Cheetah Remote Action Transmitter is the most sophisticated computer controller available! Infra red transmission - so there are no leads trailing across the living room. Touch control, extremely fast, can be used with Cheetah RAT/ Kempston compatible software. Complete with receiver / interface.

£29.95



AERIAL SPLITTER

Cheetah's neat splitter unit complete with self adhesive pad allows you to keep your T.V. and computer aerial leads plugged in without disturbing the picture


£2.25



HI-STAK FEET

These instantly applied stick on feet for your ZX 81, Spectrum, New Brain, VIC, TRS etc. tilt the computer and make your keys easier to see and more enjoyable to use, allowing smoother programming.

£2.99



EXTRA LONG AERIAL LEAD

Over 15' long. Our super lead will allow you to sit back away from your T.V. and enable you to play games in the comfort of your armchair.

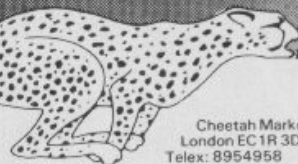
£1.50

All Cheetah Peripherals have rear edge connectors for compatibility with all Sinclair accessories.

Prices include VAT, postage & packing. Delivery normally 14 days. Export orders at no extra cost. Dealer enquiries welcome.

Cheetah products available from branches of
John Menzies WHSMITH Rumbelows
WOOLWORTH Spectrum dealers
and all good computer stores.

Cheetah
Marketing



DEPT YS

Cheetah Marketing Ltd, Dept YS, 24 Ray Street,
London EC1R 3DJ. Tel: 01-833 4909
Telex: 8954958

We'll take you bey

QUICKSHOT II AUTO RAPID-FIRE JOYSTICK

SPECTRUM INTERFACE



ond the Spectrum.

SPECTRUM UPGRADE KIT

TURBO INTERFACE

Four great new add-ons from Ram, Number One in everything for the Spectrum...

TURBO INTERFACE

Our unique Turbo Interface outperforms any Spectrum interface – it works with ROM cartridges, 2 standard joysticks, and there's a full expansion bus at the rear. The Turbo supports Kempston, Protek and Interface 2 software and loads from cassette – or instantly from a ROM cartridge. It really makes the most of the Quickshot II's rapid-fire action, and with a unique built-in power safety device, it's amazing value at just £22.95.

QUICKSHOT II AUTO RAPID-FIRE JOYSTICK

The famous Quickshot II is the top games joystick, with a sleek trigger fire button for quick reactions, an auto fire switch for continuous shooting and a new, improved grip. Revolutionary built-in stabilising suction cups mean a sure, firm grip – a snip at £9.95.

SPECTRUM INTERFACE

Boost the power of your Spectrum, or Spectrum +. This Kempston-compatible interface gets the most from your games – electrify your enemies with real power and lightning-fast reactions right under your fingertips. Costs just £9.95.

SPECTRUM UPGRADE KIT

If you've a 16K Spectrum micro, this handy and inexpensive add-in kit boosts the RAM memory to a powerful 48K, so you can run the latest and greatest software, the most exciting games around – and expand your own programming possibilities! Only £21.95.

Where can you get your hands on Ram's amazing Spectrum add-ons? You can see them at branches of Boots, Menzies, Spectrum Group computer centres, and good computer stores everywhere. Or return the coupon below.

To: RAM Electronics (Fleet) Ltd (Dept YS), 106 Fleet Road, Fleet, Hampshire GU13 8PA.

Credit Card hot line: 02514 25252. (Access & Visa).

Please send me

_____ Spectrum Turbo Interface(s) at £22.95.

_____ Quickshot II Joystick(s) at £9.95.

_____ Spectrum Interface(s) at £9.95.

_____ Spectrum Upgrade Kit(s) at £21.95.

(Please state issue 2 ☐ or 3 ☐)

+ £1 per order P+P (£3 Overseas) **TOTAL £**

☐ I enclose cheque/postal order ☐ charge my Access/Visa



--	--	--	--	--	--	--	--	--	--	--	--	--	--	--	--	--	--	--	--

Expiry Date ____/____/____

Name _____

Address _____

Postcode _____

Telephone _____

24 Hour despatch for credit cards and postal orders (7 days for cheques.)
All products are fully compatible with the Spectrum, Spectrum +
and Sinclair Microdrives.

Ram Electronics (Fleet) Ltd (Dept YS), 106 Fleet Road, Fleet, Hampshire GU13 8PA.



Trade and export enquiries welcome

NEWS FLASH

MAGIC THE BUTTON

Of the new BETA-PLUS Disk Interface for the Spectrum

The latest **BETA-PLUS** Disk Interface has an unique feature - the **MAGIC BUTTON**. It transfers tape based programs to disk system with speed, simply by one touch of the **MAGIC BUTTON**. Other new features include:

- Auto Check on Disk Drive
- Auto Boot
- Random Access File Handling
- Sequential File Handling
- Reset Button

Cut out this coupon and send with cheque or postal order to the address above

PLEASE SEND ME:

	@£109.25	@£229.20	QTY	TOTAL	A
BETA-PLUS DISK INTERFACE					
BETA-PLUS & 40 Track Single Sided Disk Drive					
Postage & Packaging					
	N.A.			4.00	

*All prices include VAT and apply to UK only

Name _____
Address _____
Postcode _____




Technology Research Ltd.
Unit 18, Central Trading Estate
Staines, Middlesex TW18 4XE
Tel: Staines (0784) 63547
Tlx: 896691 TLXIR G

- Auto Check on Disk Drive
- Auto Boot
- Random Access File Handling
- Sequential File Handling
- Reset Button

[illegible]

Technology Research Ltd.
Unit 18, Central Trading Estate
Staines, Middlesex TW18 4XE
Tel: Staines (0784) 63547
Tlx: 896691 TLXIR G



This is *Fairlight*, the newie arcventure from Softek that's written by the Swede with the name straight from the medieval sagas, Bo Jangeborg. The game's the usual saucy swordery stuff with an eighty room castle, a wizard, and a lost Book of Light. If you can't wait, Softek will shed more light if you ring 01-240 1422.

NU SENSATION


D'you scream every time the Hoover's turned on? Bite your fingernails to the bone when someone reaches for the light switch? What you need is a mains filter that's designed to stop your programs from disappearing down the little dot in the middle of the telly screen.

Nu-Way Styli Components reckons it's got the answer — called a Masterplug Power-clean, it has four outputs plus a filter to stop the spikes getting up the line. Not a pretty sight but still very

handy, it should only set you back £16.99 for the non-fused model and £18.99 for the fused version.

Also from Nu-Way comes another black box that'll allow you to switch the aerial input to your TV from the video to the computer or whatever else you have. And for that you'll only have to fork out £8.32.

Keep your eyes open for both products in branches of John Menzies and your local hardware emporium. So, you learn something Nu every day ...



The Powerclean from Nu-Way. Plug, plug ...

BOND IS BACK

Meet the Interface 007. No, it's not an add-on to remove the bugs from *A View To Kill* but another one of those one-press transfer peripherals.

As with the Interface 3, there's no through connector so it'll have to be the last in the line of your peripherals but it does have a reset button to save that poor overworked power supply on the back of your Speccy. Also, you don't have to load in any software before it goes about its business.

It'll save programs to tape, with a choice of

five different tape speeds, but a microdrive loader program is saved in the first program block so putting it back onto drive is a doddle — it's all done for you.

One drawback is that there's no case — the circuit board is open to attack from coffee and paperclips! But at £29.95 it's cheaper than either the Interface 3 or the Mirage Microdriver, so you pay your money and takes your choice! For added info, interface with the people who produce it, ZX-Guaranteed on 061-766 5712.

HACKING AWAY



Prepare to POKE where you've never POKEd before! Don't hide your hacking hints — hurl them at Andy Pennell, Your Spectrum, 14 Rathbone Place, London W1P 1DE.

Hello to all you hacking hacks! Now's the time for your monthly dose of hacking hints. First let's take a look at the game of the TV show *Airwolf*. M. Rai has supplied a way of tunnelling into this one. You may have to dig hard, but it's worth it for such a high-flying game! Firstly, create some headers, so get a blank tape, then enter.

SAVE "aw1" CODE 24000, 41535

Save only the header to tape — stop recording during the gap before the main bit. Next, try it again with SAVE "aw2" CODE 23296, 256, again only saving the header. Now position the original *Airwolf* tape to the start of the long headerless code, the one after the screen, and do

10 CLEAR 23999: BORDER 0: LOAD ""CODE: LOAD"" CODE

Now RUN this, and play the first header you created, stopping the tape when it's done. Then, play the *Airwolf* tape, that is the long part. Be sharp, as you should catch the tape just as it finishes, as the next bit follows straight on. Next, play the second header you created and re-start the *Airwolf* tape to load the small bit of code — at last it's all there!

Now go on an' butcher it! Try these POKes for starters. POKE 45982,0 for infinite lives, 58317,0 to stop gravity affecting the chopper, and 44665,0 to stop your Bonus decreasing. RANDOMIZE USR 59091 will start the game for you and after all that, it should be worth playing!

Everyone has to start hacking somewhere, and Nige Bareham's first successful attempt got him into *Planetoids*, an early

version of *Asteroids*. Here's what he did. Load the first program, stop the tape and reset the machine. Next, MERGE the second program, and insert POKE VAL "26744", NOT PI to stop the alien ships firing bombs, or POKE VAT "24373", NOT PI for a very different effect! (Exactly *what*, is a mystery!) Reach for the stars and find out!

If *Booty*'s the game that's giving you grief, Alan Garner has a swashbuckling routine to get you infinite lives:

10 CLEAR 26879: LOAD ""SCREENS: LOAD ""CODE 26880

20 RANDOMIZE USR 26880: POKE 58294,4
30 RANDOMIZE USR 52500

Run this, and play the original, it'll ignore the normal loader program. Get to it, and beat those pirates!

Steven Bennet's not short of a few ideas. He sent in lots of juicy POKes — the first one's for *Ah Diddums*. Remember *Imagine*, do you? POKE 25924,0 makes the train wait forever, POKE 26278,0 makes the ball go on and on ... POKE 25701,0 keeps the jack-in-the-box out of the box!, and POKE 24786,0 will give you infinite lives.

Next he tells us how to disable the nasties in Software Projects' *Orion* — try POKE 37319,201. You can do the same in *Zip Zap* with POKE 54065,0. Now, Steven has come up with some interesting snippets! He's found two lengthy messages in *Warlock of Firetop Mountain* and *Psytron*. Try these for starters. ... "We apologize for the game being boring but we were only given three weeks to write it." "Return of the

Things coming soon ... Oh no, not again!", or the romantic interlude, "Dear Fiona, you are too precious for mere words, but maybe 'I love you' will do." It's amazing what can be unearthed in the bowels of these programs if you dig deep enough!

John Whyte's been hacking around in Icon's *Bug Eyes*, and has found you can get infinite lives by running the following program and playing the original tape.

10 BORDER 0: PAPER /:
INK 0: CLS
20 LOAD ""CODE
30 POKE 36037,201
40 LET L=USR 36000
50 POKE 43393,0
60 RAND USR 42200

For those of you wishing to imitate the *Fall Guy*, alias Lee Majors ... you'll find it easier with Andrew Gibson's little program.

10 CLEAR 24100: LOAD ""CODE 64100
20 RAND USR 65100
30 LOAD ""CODE: POKE 43896,2
40 RAND USR 41200

This'll alter the game so that you only have to jump two carriages to get into the next screen, but it only works after the first screen. So get jumping!

OK folks, in the words of somebody just a little bit more famous than me, it's good-bye from me and it's a big hello to him ... yes, I'm leaving this column in the trusty hands of Chris Wood as of next month, so send him some juicy hacks to sink his keyboard into! I'll still be hanging around in *Frontlines* with my Microdriving hints, so don't desert me — get those letters off now!

WIZARD IDEA

Ariolasoft has come up with a wizard idea for DIY addicts. Called *Wizard*, it's a ladders and platforms game with forty screens, eleven different spells, twenty monsters of various size and shape and a teleport facility.

But the exciting bit is the construction set that's included in the £7.95 price tag. So, when you get bored with the game you've been given, you can begin designing yourself a better one. You can keep your cash in your pocket until the end of September but if you can't wait to talk to someone, call Nick Thomas on 01-222 0833.


SILVER SCREEN SOFTWARE

If you're a fantasy freak, you'll be into *Star Wars* and its follow-ups. And you'll welcome the news that Lucasfilms, the people behind the flicks, has designed two stunning games for Activision — both of them hits on other computers.

Ballblazer is a 3D split screen ballgame that blasts you into battle against an opponent on a chequerboard pitch. But at the speeds this game's played, the board is the only resemblance to chess.

Perhaps you'd prefer a flight round the planet *Fractalus* as a fighter

QUAKER NOTES



Will you throw a wobbly over *Star Quake*?

How d'you fancy leading a bio-robot on a star trek to a newly created planet, teetering on the very edge of the Galaxy? You know, the normal, everyday, run-of-the-mill sort of stuff for the seasoned adventurer! Well, this is the scenario for the latest offering from Bubblebus Software, *Star Quake* — it could prove a space-shattering

experience for you this autumn.

Your mission is to save the rest of the universe from imminent destruction ... whoops, there goes another universe! Be ready for take-off around the middle of October — one way ticket £7.95. Reserve your place now by ringing earth-person, Ann Lovejoy on (0732) 355962.

CLONING AROUND

Good news for *Avalon* addicts, the third in the series has been announced by Hewson Consultants for release in early October. Called *Astro-Clones*, it is horror-of-horror, a shoot 'em up! Steve Turner the programmer reckons they're coming back into fashion so he's developed a whole range of new techniques to slot the new game into the adventure movie structure that *Avalon* pioneered.

One such exciting development is that the body of the Clone has separately animated sections for extra realism. The upper torso, arms and legs all move relative to one another so the Clone can reach for a weapon, turn and fire it and then replace it in the holster when he's through.

If you fancy cloning around, more news can be had from Hewson on (0235) 832939. I should Coco!

FROM THE H/P



For openers this month, a call from a C Cox of Solihull in the West Midlands — no relation to our beloved (sic — or should that be sick?) Editor — (*Applications for the soon-to-be-vacant post of Deputy Editor should be sent to the usual address! Ed.*) He'd heard tell of a Dec/Hex converter that was tucked away somewhere in ROM and he wanted to know whether there was any truth in the rumour. Well it *does* exist — in the Interface 1 ROM. If you'll take time out for a spot of history I'll explain how it came to be there. Back in the development days, the boffins at Sinclair Research put one in 'cos they thought it'd be handy, but they never bothered to take it out when they'd finished.

So, how can you take advantage of this extra feature-bug? Firstly, you'll have to install the Shadow ROM which you must do from machine code. Call the Shadow ROM, tell it which routine you want to use and then send the appropriate info you want it to deal with. To help you out, here's a disassembly for you to use.

```
LD HL, 1E87h  Address of the Dec/Hex routine
LD (5CEDh), HL Tell the Shadow ROM what you want to use
LD A, number Put the number you want to deal with in A
RST 8         Call the Hook Codes
DEFB 32h      Call the routine
```

Now change the 'number' value and then call the routine — oh, and don't forget to stick a RET instruction at the end of that routine if you want to get back to Basic after using it.

Without so much as a beak to sip me coffee, the next call came from Darren Smart of Cardiff. Darren's having problems with Input handling. He's

writing a program that requires a variable to be printed within the input line — but he can't stop the Spectrum expecting to receive the value of the variable. Right, Darren, all you have to do is put a pair of brackets round the variable you want printed rather than evaluated. For instance, let's say that a\$="Charles".

10 INPUT "What do you want to do now, ";(a\$);b\$. This now prints up the contents of a\$, but you'll find that b\$ contains what you type in. You can use this method in exactly the same way for numeric input as well. Got all that? On we go then ...

Miner Mania threw quite a few of you — t'was that old problem of IN statements to read multiple keys. T'would seem the game was written on a version of the Speccy in the minority, so most of you who typed it in would have had some sort of difficulty. Fear not, 'cos all you need is a small patch, though this does mean that the multiple key-press feature won't work. Mind you, if you can't get any response out of them with that feature anyway, you'd be well advised to change!

```
420 IF INKEYS="Z" AND Y>0 THEN ...
430 IF INKEYS="X" AND Y<30 THEN ...
440 IF INKEYS="P" THEN GO SUB ...
```

The ends of the lines remain the same. And that should be the end of all your troubles — until you start playing, that is: *Miner Mania* is a mighty mean game.

That just about wraps it up for another month. If

you've got any programming problems, who ya gonna call? Don't answer that, just give us a ring sometime. Catch you on the phones, Troubleshootin' Pete


Pete's phone lines are open on Wednesdays and Fridays only. You can call him between 10am-1pm and 2-5pm on 01-636 2416.

Ballblazer — a whole new ball game!

pilot, fearlessly fending off an unseen enemy. Your mission is to rescue your comrades from the planet's surface but you're in for

a shock if you land near an alien.

You can research release dates by ringing Activision on (0628) 75171.





PAPER DATA



Spectrum Wargaming

by Owen Bishop and Audrey Bishop
Collins/£9.95

Calling all Spectrum wargamers. Now's your chance to plan and execute all those triumphant campaigns and strategies without suffering the tedium of third-rate wargames software. Owen and Audrey Bishop have come up with a book that offers enough wargaming and programming ammunition to help you on your way to winning the battle.

In true wargaming style, this book of tactics has two 'sides' — or rather, two approaches to the problem. Firstly, there's the direct method — just type in the complete games you're offered and off you go. And though they're certainly pretty good using them means that you'll miss out on an excellent lesson in software design.

The second path is purely for programmers and it's immensely flexible. A good wargamer will make great demands on the average wargames program and if you're going to meet those demands you'll just have to start programming yourself, simple as that.

Although this is specifically a wargames book you can adapt the tables for other simulations. You can play games from 1066 right into the future with single men or battalions. Here you'll find explanations for almost everything from morale to hidden movement. In fact, the only major omission I could turn up was Zones of Control — the area around a unit — and even this problem is partially solved by the routine Proximity that'll detect nearby units.

You'll find five games and five utilities listed. Each game has two parts — game mechanics and game data. The great flexibility comes from the way you can create or adapt large amounts of data using the utilities. You're given, for example, a Tablemaker, an Army maker and a Mapmaker all of which speak for themselves. A fourth utility called Datastorer assembles all the files you've created and places them in a single file for use by the game mechanics.


These mechanics are little more than a collection of subroutines, with each game adding new elements. When the Napoleonic campaign is reached, there are twenty-two sub-routines, data, and just nine other lines. At every stage documentation is excellent, explaining computing to wargamers and wargaming to programmers.

In effect, the book supplies a set of building blocks which can be used off the shelf or customised. In one sense the book has little to do with wargames or even the Spectrum for that matter! Instead we are introduced to a set of program modules, all of which are inter-compatible, and easily accessible. In this case good programming design happens to have been applied to wargaming on the Spectrum, and very successfully at that. Computer users may well find that wargaming seems accessible in this form as all the tedium of table writing has gone — and wargamers will probably learn more about program structure than they ever knew before.

For programmers and wargamers alike, this book offers sound tactics, and you'll find that your investment in terms of both time and money will transform you into a victorious wargamer. Battle on chaps!

Ian Beardsmore

CAPE CRUSADER



Geoff Capes ...

Has anyone noticed the amazing similarity between Geoff Capes and a Zoid? Well, Frontlines can reveal that they are in fact related — both are to feature in new games from Martech.

Geoff Capes, the mammoth man of the Olympic Shot Putting world, needs his software toughened up — your task is to get



A Zoid ...

him to the peak of physical fitness for the forthcoming event.

But if you find the idea of shot putting off putting, then surely you won't want to avoid Zoids. Imagine pre-historic robots roaming around a hostile world — dinosaur machines dedicated to destruction. The game is based on the horrific monsters of technology from

Tomy UK, that've already taken the toyshops of this country by storm.

To find out more on Zoids or Geoff Capes Strong Man, call Martech on (0323) 768456 — it'll be a weight lifted off your mind.

BLASTING BASIC

Blast is a compiler: a utility that takes Speccy Basic and turns it into machine code — or that's the theory anyway. A pretty good idea, you're thinking — unfortunately, it isn't quite that simple. Others have tried to write compilers before but nobody seems to have quite got it right yet. The major failing of the packages on the market is their inability to compile certain instructions.

So, what's all the fuss about Blast for? Well, its major selling point is that it claims to compile 100 per cent of Basic programs. So, how, one wonders, does it manage it? Well, you can compile your programs using Blast in two forms. Firstly, it'll compile to machine code but the coding isn't very efficient and it'll use up more memory than the original program. So, its other option is to compile to a

language called P Code that uses up less memory but still has to be interpreted in the same way as Basic. But, it is faster than Basic though slower than machine code, so it's most useful when compiling really lengthy programs where space is at a premium.

Both machine code and P Code require some 5K of Blast to be present when the code is called, so if you're compiling a short Basic program then you'll probably find that the program will grow in size by quite a large amount.

If either the program to be compiled or the compiled code is too large to fit in memory then Blast can be instructed to take its source code from tape or Microdrive rather than RAM. The compiled program can also be written to any of these three. Compiling via tape is not only very

slow, but awkward. Compiling to Microdrive is worthwhile though, as Blast will happily access the drives as it needs to, without any instructions from you.

So, what of this claim that Blast can compile 100 per cent of Basic programs? Well, to test it out, I dug out a selection of four of my old Basic programs — some short, and others long — just to see what Blast could do with them. My results were not too promising — two of the programs crashed when executed and the other two, although happily compiled by Blast, didn't seem to show any dramatic increase in speed, and nowhere near the claimed 40 per cent speed increase.

On the B side of the tape comes a bonus in the shape of a toolkit. It includes features such as Copy line, Block move, Search and Replace, Trace and so on. Nothing special in other words. Really, until the bugs are ironed out, I'm not convinced that Blast yet justifies its £25 price tag, even with the freebies.

Tony Samuels

FRONTLINES

HARD FACTS



Having hassles with your hardware? Steve Adams will rush to the rescue if you tell him your troubles. Write to him at Hard Facts, Your Spectrum, 14 Rathbone Place, London W1P 1DE.

The first problem out of the bag this month comes from **D Rigby** who's after a stylus for his Sinclair printer. Well, this is easy enough to come by. CPC do all parts for Sinclair machines including the printer, but try Interservice Electronics Ltd, 85-89 Park Street, Southend-on-Sea, Essex SS0 7PX, (0702) 34641. They do printer repairs and the spares are probably cheaper too.

The next query comes from **P Nurse** who's having compatibility problems with his Kempston printer interface and the Zeus Assembler. Well, if you set up the printer interface first, then load in Zeus you should find that it works — if the printer buffer isn't used to store code in. I've also used Zeus with my Interface 1 by typing in `FORMAT t:300, then OPEN 3, "t"` before entering Zeus.

Next a long distance plea for help from **R V Davis** in New Zealand who's having trouble loading in a whole load of his software. It sounds to me as if the memory chips are faulty in the upper part of the 16K 4116 chips. I suggest this because you mentioned the fact that there is no continuous memory above 25525 that works, as `CLEAR 25526` fails with an error. Change these chips and the fault will clear up. (If any of you have a memory fault above 32767, then the 32K chips are faulty.)

Michel Griffone of France has a bit of a poser. He wants to know how to transfer DIMentioned strings to and from disk, as this requires the address and length of data to be sent to the Beta disk interface. Well, the easiest way to do this is to transfer the data to be sent above RAM top by `POKEing` it there. For example,
`800 REM X=NUMBER OF STRING TO BE SENT`
`820 REM CLEAR (Y) AT BEGINNING OF PROGRAM.`
`830 FOR N=1 TO LEN AS(X): POKE N+Y, CODE AS(X,N):`
`NEXT N:REM CALL DISK WRITE ROUTINE (START Y+1,`

CUP FEVER

This is a cut out and keep sort of news story. UK Gold has just acquired the exclusive rights to the computer game of the *Mexico '86 World Cup*. But don't start lacing up your footie boots yet though, 'cos the game won't be released until two weeks before the final next year.

Built into the game



will be a sort of 'progress monitor' so you can keep up with events in Mexico as you enter your game results. You'll also get to meet a character called *Pique* (I thought that's what footie stars had fits of! Ed), the mascot of Mexico.

And the price of this soccer sensation? £8.95! If you can't wait for it to make its way from the changing rooms, phone UK Gold on 021-359 8881.

Pique, alias Seedy Gonzalez, the mighty (?) Mexican mascot!

LENGTH=AS (X))
`840 FOR N=1 TO LEN AS (X): LET AS(X,N)=CHRS PEEK (Y+N): NEXT N`
`850 RETURN`

This should set you straight.

Now for a little role reversal, **J D Marvell** has solved a problem for me! Yes, he's told me how to connect a Speccy to a video camera. The circuit he's devised costs around £30 for all the components, so if any of you wants more details, contact him at 52 North Tenth Street, Central Milton Keynes, Milton Keynes, Bucks MK9 3AX.

Before you go crazy **G Matthews** of London W7, let me give you some advice on how to get your Brother printer running with the RS232 lead from Interface 1. To do this, pins 5, 6 and 8 need to be joined inside the printer plug. Good luck!

Ken Bailey has wired up his Spectrum to a Dragon keyboard and is enterprising enough to want to use the spare keys for other functions, in Spectrum+ style. The only thing is, he's not sure how to go about it! Well, you could get a small set of diodes to fix up some of the keys, but things like extended mode require extra chips or a change of switch — that is a two pole type. It's not a simple problem to solve, but take a look at my book *Twenty Simple Projects for the ZX81 and the ZX Spectrum*, and you'll find the circuit you need, plug, plug!

Talking of the ZX81, **Amanda J Uren** wants to know how to fit a ZX81 printer to her Speccy. This is no problem. The printer can be driven from the normal 9 volt supply, (through the edge connector). The only difference with the ZX81 type transformer you have, is the jack plug on the end. Just cut this off and replace it with a barrel type plug which will work with the Speccy. Don't forget it'll only work one way round, so if it doesn't work first time round, switch off and reverse the connections.

A E Briggs has found himself a colourful little problem! When he uses his VTX5000 modem with Interface 1, he gets red squares all over his screen! When you power up, the VTX5000 ROM should come in first. When it's set itself up, switch back to the Basic ROM and Interface 1 ROMs to initialise. If you get an error, Interface 1 tries to come in first and 'locks' the system up. Now you know what causes the hitches, and the best way to get rid of those red squares is by powering up from the mains. Best of luck — there's no fool proof solution, I'm afraid.

Well, I've no room for any more words of hardware wisdom this month. Write to me with your hardware hassles at Hard Facts, Your Spectrum, 14 Rathbone Place, London W1P 1DE.

MUD LARKS



Knee deep in MUD!

Here's *MUD* in your eye! *MUD* stands for Multi-User Dungeon, a mighty many-personed game that's run over the telephone via your modem. And now Firebird has acquired the rights and is making it available to Speccy owners. The program's so complex it'll give you a headache just thinking about it, but once you're into it, prepare to be hooked.

And that's good news for British Telecom shareholders everywhere. Putting aside the phone bill, you'll have to fork out for units to play the game — and they'll set you back 20p each at six minutes a throw.

If you're not ready for the *MUD*-slinging just yet and want more info, phone 01-379 5157 and boost BT's coffers as you speak.

WHO YA GONNA CALL?



Daa da da da da-da da! (That's enough da's for one issue, thank-you! Ed). Have we got a compo for all you potential pilots fired up by last month's review of *Dambusters*. US Gold is offering twenty-five copies of its latest megahit to *YS* readers. All you have to do is wage total war on a couple of easy-peasy questions on the bouncing bomb:

Who invented the bouncing bomb? Was it:

- a) Barnaby Bear?
- b) Barnes Wallis?
- c) Barnard Wellington?

Which planes were used by the *Dambusters*? Were they:

- a) Spitfires?
- b) Lancasters?
- c) Trident 3s?

Now write the answers on the back of an envelope or a postcard and wing them on their way to *Dambusters* Compo, Your Speccy, 14 Rathbone Place, London W1P 1DE. C'mon and open the floodgates!

INTERNATIONAL **KARATE**



**..And you thought
you'd seen a Karate game**

As you know, like the Martial Arts, Perfection
is the only accepted standard, so play nothing
until you play — SYSTEM 3's — INTERNATIONAL KARATE

For the Spectrum,
C.64, Amstrad and
all 48k Ataris at **ONLY**

£6.50

SYSTEM 3 SOFTWARE. SOUTHBANK HOUSE, BLACK PRINCE ROAD. LONDON SE1 TEL: 01-735 8171. Ex. 68



DOMARK

presents

YOU as...



007 

A VIEW TO A KILL

THE COMPUTER GAME

**YOU will become
James Bond**
in his first arcade/adventure
available now on
Spectrum 48K, Commodore 64
and watch out for
**Enterprise,
Amstrad, MSX and others**

ORDER YOUR COPY NOW!

CALL 01-947 5624



DOMARK

To: Domark Ltd., 204 Worple Road,
London SW20 8PN
Telex: 894475 G

NAME: (BLOCK LETTERS)

ADDRESS

COUNTY POSTCODE

Please send me copies of "A View to a Kill - The Computer Game"
at £10.99 (includes postage and packing).

I enclose a cheque/P.O. for £

My computer is:

You may order by Access ☐ Visa ☐ American Express ☐ by post or
telephone (01-947 5624).

Please debit my CREDIT CARD ☐ Signature:

Account No:

Expiry Date: YS

© Eon Productions Ltd. Gildrose Publications Ltd. 1985

Domark Ltd., 204 Worple Road, London SW20 8PN. Tel: 01-947 5624 Telex: 894475 G

FIST FIGHT

Pain is the name of the game. And the game is The Way of the Exploding Fist from Melbourne House. Dougie Bern has been playing it for kicks!

Now I'm not Bruce Lee but as a tyro practitioner of the Martial Arts, I was a bit sceptical about reviewing *The Way of the Exploding Fist*. How can you capture the excitement of karate on a computer? Well, now I've seen the game and all I can say is wow — or should that be POW! This is truly a blockbuster — as any good karate game should be!

Never let anyone tell you that Speccy games aren't still the best. The graphics of the two karate combatants are superbly animated and very realistic, showing just what can be achieved with a lot of hard work and attention to programming detail.

Punch Lines

It is your task to progress through the ascending Dan grades until you attain the exalted rank of a master. But the path is arduous so be prepared to take a few knocks along the way. At each level of the game you must beat your opponent twice before proceeding onto the next stage. Use the complete karate arsenal to knock him to the ground — direct hits score a full match point but you'll still get half marks for a badly executed move. No need to commit hara-kiri just yet!

You can call on a complete range of eighteen different punches, kicks, blocks and sweeps to pulverise your opponent with. What's more, all the moves are true to life and very accurately reproduced. But watch out 'cos the more skilful you become, the more accurate he gets — so prepare to eat a few sand sandwiches as well as those of the knuckle variety.

At first you'll find yourself slightly overwhelmed by the number of options you have at your disposal. Eighteen different moves means a brain-numbing choice of keys for you to master. But the controllability and speed of response of the game are excellent and produce an amazing sense of realism. You can almost feel your fist as it smashes into your adversary's face.

Though it's tricky at first, *The Way of the Exploding Fist* certainly simulates a good karate match. Definitely a game to chop around for!

Honourable player's Dan grade is displayed here. The more skulls you crack, the closer you're gonna get to the elusive tenth Dan.

The backdrop doesn't play any real part in the game but it does add a touch of authentic Japanese atmosphere. Looks like a very professional Melbourne Draw job.

The first bout takes place outside the gates of the honourable Dojo. You begin by facing your opponent and bowing in true ceremonial style. Only then are you ready to do battle.

Train hard and you'll be awarded the first Dan grade and allowed to enter the Dojo. But prepare to fight even harder if you want to maintain your new status.

Your master, the Sensei, keeps a watchful eye on your progress. Actually, he's just part of the local colour and plays no part in the proceedings.

● If you're really getting into trouble, try getting away from it all by somersaulting over the head of your opponent. Follow it up with a quick back kick (Ushiro Geri) to sweep him off his feet when he's least expecting it.

The Ying and Yang symbols of the mandala show your match points in the current bout. If you perform a perfectly executed move that scores a direct hit, you'll receive a full match point and your score points are doubled.


You've got to be good to get this far. It's back outside again under the expert supervision of the Sensei and the all-seeing eye of the Buddha.

Old Japanese proverb says, "Wise man cultivate the spirit of perseverance even as the sun goes down, and he is eternally rewarded here with high scores."




The side thrust kick (Yoko Geri Kelkomi) is very effective at long range. But you have to take care 'cos your opponent's a dab hand at sweeping you off your feet from this position.

The number of points you've clocked up is displayed here but it's only updated at the end of each bout. The more difficult the technique you use, the more points you'll receive for it.



The flying kick is a very powerful technique developed for dislodging riders from their horses. To use it effectively is extremely difficult and it leaves you open to sweeping attacks when you land.

Victory in a bout comes when one player's totted up two complete match points. If time runs out on you, then the one with the most match points wins. A hint for cowards — come in quick and score a point then dodge about until time-out!



The reverse roundhouse kick (Mawashi Geri) is one of the most difficult to pull off but when you get it right it nearly always scores a full match point. It's especially useful for crushing your opponent's kidneys.

To enter the honourable Dojo and fight where the immortals have fought before you, you must win two bouts in a row.

Confucius say, "Man who don't keep hands up, get kicked in teeth." Ah so, make sure you stay on the move and use plenty of blocking tactics, though they're not really that effective in the higher Dan grades.

The computerised karate kid is always in grey. Here he's taking a real pounding. Ouch, cracked ribs (gloat Chinese delicacy) velly painfull!

That's the way — sweep him off his feet as he comes into land. This move is especially effective when your opponent has just completed a move.

No, it's not shadow boxing — this is karate and it's for real! But the shadows are an effective addition to that realism. The two challengers may be two colours only but you couldn't wish for more life-like movement. You'll feel the thud as your opponent's fist lays you out.

If you make a duff move but still manage to bring your opponent to his knees, you'll only receive half a match point.

● For close range combat, use the punches and jabs. They're the most effective method of taking the heat off until you can get away.

The side snap kick (Yoko Geri Keage) is great for bops on the chops but beware it's very easy to block. Prepare to follow through with a quick punch or a sweep.

DON'T JUST PLAY GAMES!

EDUCATIONAL SOFTWARE

FOR ANY
SPECTRUM 16K or 48K

Physics
Biology
Maths
Computer Studies
Science
Maths
Mathematics
Arithmetic
Reasoning
Knowledge

O level/CSE Revision Aid
O Level/CSE Revision Aid
CSE Revision
O Level/CSE Revision Aid
Revision 12/14 Years
Revision 12/14 Years
Revision 8/11 Years
Revision 7/10 Years
11+ Revision
Quiz 9/99 Years

Exceptional value at just £4.95 each post free

IMMEDIATE DELIVERY BY FIRST
CLASS POST

Cheques/PO to:

Micro-De-Bug Consultancy
Dept YS, 60 Sir John's Road
Selly Park, Birmingham, B29 7ER
Tel: 021 472 7610

DEALER ENQUIRIES WELCOME



£8.50 INC VAT, P&P



£7.50 INC VAT, P&P

SPECTRUM

THE MACHINE CODE SYSTEM

- * "... one of the all too few jewels of Spectrum programming ... deserves a place in every serious programmer's library" (Simon Springett—Popular Computing Weekly—June 1984)
- * "... the whole package is very friendly and easy to use ... can be highly recommended for those who are just about to start programming in Machine Code." (Phil Holliday—Your Computer—May 1983)
- * Fully compatible with MICRODRIVES/NETWORK/RS232 (with Interface 1) and most popular Centronics interfaces for 80 col. printout.

AMSTRAD

THE CODE MACHINE


- * Both programs in one package
- * Many NEW FEATURES
- * Compatible with CASSETTE and DISC

AVAILABLE NOW £19.95

- * Send S.A.E. for fully detailed leaflet
- * Available from many computer shops, or by FAST mail order by sending a cheque/PO. to:—

Dept YS, Picturesque, 6 Corkscrew Hill, West Wickham, Kent BR4 9BB

PICTURESQUE
PICTURESQUE
PICTURESQUE



DATA FROM SPACE!



Don't just play games
on your computer—use REAL
DATA from SPACE!



- ASTRID receives from UOSAT satellites:—
- * News Bulletins on spacecraft matters.
 - * Operating schedule of UOSAT.
 - * Satellite Status.
 - * Experimental Data.
 - * Messages on the Electronic Mailbox System
 - * Orbit Information.
 - * Digitalker Speech Telemetry.
 - * CCD Television Camera Signals.

UOSAT Satellites are designed and built by the University of Surrey to encourage a deeper understanding of the rapidly expanding industries of space technology, electronics and computing.

ASTRID

Automatic Satellite Telemetry Receiver & Information Decoder

ASTRID is a COMPLETE Satellite receiving and decoding package that allows data from UOSAT Satellites to be displayed on home computers via a serial interface, (ASCII format 1 start 7 data 1 even parity & 2 stop bits). The system is fully tested and ready to operate and comprises: Receiver/Decoder/Power Supply Unit/Aerial/Feeder/Test Tape/Connecting Leads/Instruction Manual.

ASTRID operates FULLY AUTOMATICALLY—using the remote control on your tape recorder—for those night time passes!

ASTRID is only available from the manufacturers. Please send cheque or postal order (or use your Barclaycard or Access number) for £144.00 + £5.00 carriage to MM Microwave Ltd., Thornton Road Industrial Estate, Pickering, N. Yorks. YO18 7JB. Tel: 0751 75455.



OUT OF OUR LEAGUE

C'mon you lot! Either Bobby Charlton or you lot on YS know sweet FA (geddit!) about a football pitch.

Just read this from *Frontlines*, issue 17: "There's a lot more to it than shooting from the sixty yard line." Anyone who can shoot from the sixty yard line, should be playing for East Fife or locked up!

Are you still playing Subbuteo? Or have you made what's commonly known as a footballs up?

D Leitch
Leven, Fife

After a quick show of hands in the changing rooms, we couldn't produce even one footie fanatic on the team. So, what's wrong with a sixty yard line and why do they only have them in East Fife? In fact, the last time the Ed put on a pair of shorts, he was arrested for indecent exposure! Not that there's anything wrong with his knees that amputation wouldn't cure. Troubleshootin' Pete

TO BE SHAW, TO BE SHAW

Pssst... After doing a little sniffing around, I sussed out that the following games are due for release in the very near future. So, look out for *Dun Nothin'*, *Manic Mooner*, *Spotty Pidgeon*, *Monty Birthmark*, *Spy vs Spy Hunter*, *Anne Droid Three*, *Swanvesta Day* and *Kosmic Kanga's Jump Challenge*. Check 'em out!

G A D Shaw
Barnsley, S Yorks.

Ummm, I'd very much like to know who your source is, 'cos our spies have only told us of You're Welcome to the Frankie Drone, Dimbusters, and The Choccy Horror Show (a tale of marauding Mars Bars). If anyone else has further information, you know where to send it — elsewhere! Troubleshootin' Pete (the other Shaw on this mag!)

How many times have I told you to stop members of your family from sending us silly letters? Will this bid by the Shaw clan for global supremacy never cease? Ed

GRID BUG

A while ago, I wanted to plan a screen of output but found that I'd run out of grid paper, so I knocked out a bit of code to produce a grid. Calling it from Basic, everytime I

needed it was a pain, so I put it into an Interrupt service routine. The original grid was a solid affair and took an eternity to do, so I added a flag system that caused a grid to be produced every other interrupt. Basic was still being deprived of time so I altered the grid to dots as opposed to lines. A means of switching the grid on and off without recourse to the USR call also helped and I've used this final version ever since.

YS August ish saw Toni Baker back with a beaut'. Right, what's the Grid Routine going to say about being called every four or five interrupts or whatever. It didn't mind one bit and casting modesty to the wind I reckon Toni's Interrupt Manager has elevated the humble grid routine to a level worthy of fellow YS fans.

In Toni's Interrupt Table, the Flags bytes don't use the five most significant bits, but if they were to be used and any one or more was high, just prior to checking which ROM is current, a crash may occur — so I suggest inserting the following just before the accumulator is loaded with the first byte of ROM.

```
LD A,C
AND 3
LD C,A
```

AND 3 has been used to mask 6 bits since the C register is subjected to a right arithmetic shift a little earlier. The Grid Routine uses bit 7 of Flags, and only produces a grid when it's high. It also calls upon good services of the Spectrum ROM, so for Interface 1 owners (yours truly not included — I'm too poor), bit 2 and bit 1 of Flags should always read 01.

To get the routine running, place the address of Grid in the Manager Table. Use a Counter and Priority value of, say, 5 to get a feel to start with. The value of Priority will depend on what use you put the grid to. With regard to flags, the value should be 3, that is activated but no grid.

Ok, so where's the flaming grid? I hear you ask (or words

to that effect). Press the space key and G together (still nothing) and let go — one grid. The grid will go away again once you've pressed the Space/G key combination again.

```
GRID DEC DE
Points to IR FLAGS
LD A,#7F
IN A,(#FE)
RRR A,Space key?
JR C,GO_ON?;Nope
LD A,#FD
IN A,(#FE)
BIT 4,A;G key?
JR NZ,GO_ON?;No

LD A,(DE)
XOR #80
LD (DE),A

Space/G keys flips bit 7
of IR FLAGS

CALL WAITNK
Wait until k'bd is free
otherwise I'll flip bit
7 again, and again....

GO_ON? LD A,(DE)
RLA
RET NZ;Grid is
not required so I'm off
back to MANAGER

; Produce Grid (20 ms of
sheer bliss)
LD HL,#4000
LD BC,#80
LD D,3
LD E,3
SECT
LD A,(HL)
OR C
LD (HL),A
INC L
DUNZ HORIZ
INC H
INC L
SET 7,(HL)
VERT
DUNZ VERT
INC H
INC L
DEC E
JR NZ,VERT
INC H
DEC D
JR NZ,SECT

BIT 7,(IV+1)
RET Z;I'm only
prepared to do a 24 line
COPY during runtime

LD A,#7F
IN A,(#FE)
AND 3
RET NZ;SS/Space
keys not depressed ie COPY
not wanted so shoot back
to MANAGER

; 24 line COPY combin UP
LD B,192
LD HL,#4000
COPY_1 PUSH HL
PUSH BC
LD A,B
OP 3,A
SBC A,A
AND 2,(#FB),A
LD D,A
COPY_1 CALL #1F54
JR C,COPY_L2

CALL WAITNK
Wait until k'bd is free
else I'll BREAK out of
BASIC first chance

END_1 POP HL
POP HL
END_2 LD A,4
OUT (#FB),A
RET;Had enough?
COPY_L2 IN A,(#FB)
ADD A,A
```

FORUM

The writing's on the wall. Just peel it off and send it in to Forum, Your Spectrum, 14 Rathbone Place, London W1P 1DE. And there's a bundle of free software waiting for this month's Star Letter!

```
JP M,END_1
JR NC,COPY_L1
CALL #0F12
LD BC
POP HL
INC H
LD A,H
AND 7
JR NZ,COPY_2
LD A,L
ADD A,#20
LD L,A
COP
SBC A,A
AND #F8
ADD A,H
LD H,A
LD H,A
DUNZ COPY_1
JR END_2
```

; Wait until there are no grubby hands on MY k'bd routine

```
WAITNK XOR A
WAIT IN A,(#FE)
CPL
AND #1F
JR NZ,WAIT
RET
```

Back to the MANAGER - I'm worn out!

Now that we can have up to 16 interrupt routines running at once this is a golden opportunity to include Toni's Machine Code Breakout in YS issue 1. It's amazing what this routine does with so few bytes, and it's even shorter when adapted for Interrupt Manager.

David Roberts
London SE4

Phew, thank goodness you stopped when you did or you'd have written it so it appeared every time you sneezed! Nice one, Dave. Troubleshootin' Pete.

LE MICRODRIVIN'

I'm desperate. . . I can't load long programs properly on the microdrives I bought last April in England. I knew Uncle Clive's microdrives weren't perfect but I didn't think they could be this bad. In fact, programs load OK for a week or so and then when I need to use them again, I get the 'file not found' error message. The four freebie cartridges work without problems. Perhaps there's something wrong in the saving procedure? Perhaps it's the cartridges, I don't know. Can you help?

Veuillez agreer l'expression de mes sentiments distingues et devoues.

Olivier le Roy
Murs-Erigne, France

Sacre bleu. La plume de ma tante. Brigitte Bardot. (That's enough French for one issue, thank-you. Ed). This is the classic problem. For openers, if the drives have been playing up since you first bought them, then it's a good idea to send them back where they came from for a replacement. But if this is a fault that's developed over a period of time, then it could be down to a number of things. First, check that the cable between the Interface 1 and the microdrive looks OK

and move it about till you've got the best position for the connection. Also, move the Speccy system as far away from the TV/Monitor as possible. If all this fails, bring out the Kleenex and break down yourself for the evening. Troubleshootin' Pete

LIST TO PORT

I've done it! I've finally discovered a mag that doesn't ignore microdrives. (And what took you so long may I ask? Ed). But there's still room for improvement — why don't you have a section each month devoted to the little black boxes. As a newcomer to them, I'd find the hints'n'tips very useful. (My, you are behind the times. What d'you think Andy Pennell's up to in his new column? Ed).

One more thing. In *Forum*, issue 13, 'Someone POKED Pete' with the following suggestion for changing line zero to another line and vice-versa — POKE (PEEK 23535+256+PEEK 23636)+1,X. Well, correct me if I'm wrong but doesn't POKE 23756,X do exactly the same thing with less strain on the old fingers?

**Paulo C
Coimbra, Portugal**

Nope, you're not wrong but then again you're not wholly right either. It all depends on whether you've got the Interface 1 connected. This is something a lot of POKERS forget when coming up with these quickie solutions. Troubleshootin' Pete.

JOIN THE CLUB

I'd really like to know how to start a Spectrum club in my area. What activities should we plan and how do we raise funds? Has anybody got any tips?

**Cathal Curtis
Carlow, Ireland**

Well, Cathal the simplest method if you're still at school or college is to form your club there. Ask a teacher or tutor if they'd be interested in helping you. If you've left the blackboard jungle behind you, then it's an idea to try the local library. They usually have back rooms where you can meet with your machines and it's a good place to pin up notices. Of course, if you're a group of adults, why not meet at the local pub once a week. Once you've marked out your meeting place, it's just a question of drumming up the membership. Send out press

releases to all the computer mags and to your local paper. Advertising in local newsagents will also bring in a few newcomers. After that, word of mouth will do the trick. Of course, if anyone in Carlow wants to get in touch with Cathal, we'd be happy to pass on your letter. Troubleshootin' Pete

BOND AID

How could you call *A View To A Kill* a megagame. I bought the game and can only sum it up as megagarbage. I was appalled by the pathetic graphics and there were more bugs than in the office of the KGB. I kid you not, my first attempt at games writing was almost as good as this. When the Paris Chase quickly drove me into the second program, I found things a little better but really the duck shoot stop-start system just slows the whole game down. The only exciting thing about the Silicon Mine game was watching Bond tumble all over the place suffering multiple injuries and then making an amazing recovery after scratching his nut.

Come on YS! — Megagame! Were you bribed or were you just maintaining your chances of getting OBEs. (Mmmm, Troubleshootin' Pete OBE. It has a sort of ring to it! TP). I'm sure even Bond himself would have preferred the game to stay Top Secret.

But apart from this, I think the magazine is mega fantastic (crawl, crawl) and I hope this minor criticism won't prevent you from publishing my letter (grovel, grovel).

**Scott Murdoch
Linwood, Refrewshire**

Don't think you can get round me like that. How dare you! You accuse me of being bribed and then expect me to publish this terrible tirade against my integrity.

Well, let me tell you, it was only the fiver you slipped in at the last minute that persuaded me to relent. Ho hum.

And c'mon let's not be modest — you've got to admit our review was much better than the game itself! Ed

N..N..NUTCASE

Ha, a real nail in the coffin for Kevin Cox-up here, unless TP's got a st..stutter. Anyone read *From The Hip*, issue 17 lately? Well, I quote: "Got that? Well, let's say that you've stuck your routine at 50175 — and you've stuck

your routine at 50175 — and you've remembered to clear up (shouldn't that be down?) to 50175 haven't you?" Notice how it's been taken beautifully out of context to make TP look stupid — not that he needs it!

Plus, am I blind or are you getting mega-stingy on your free software? I can't see a star letter in sight. Phew! If all that doesn't deserve a trainspotter award, what does? (You can find out at the bottom of the page! Ed) So gimme!

**Ian Fisher
Barbourne, Worcester**

N..n..no, Ian we ain't getting stingy but we're making an exception in your case — you're getting now! Troubleshootin' Pete.

DRIVE WITH CARE

I read your rave review of the Mirage Microdriver in the August issue with interest. Did you know that it doesn't work with all Spectrums? — you don't seem to be aware of the fact and Mirage very conveniently forget to mention it in their adverts.

I'll agree that I had no trouble getting my money back when I returned the Microdriver but Mirage denied all responsibility for a fault that'd developed on my Interface 1 after attempting to use the Microdriver.

**W Sawyer
Leigh on Sea, Essex**

Right, Mr Sawyer, we had a chat with Mirage about your problem and it seems that the Microdriver doesn't work with late issue 1 and early issue 2 Species. That particular batch

had a fault in the clock — something Sinclair Research owns up to in their service manuals. It's even cured automatically whenever one of the offending machines goes in for an overhaul. Mirage is now putting a note into the instructions explaining the problem.

Mirage won't take the blame for your Interface 1 troubles, though. The Microdriver is an unpowered unit, so Mirage reckons there's no way it could blow up your Interface 1 unless you unplugged it while the system was switched on. Troubleshootin' Pete.

CHECK IT OUT...


I rushed home with ish 16 and typed in 3D Daze from Mr MegaBasic, Mike Leaman. But when I put in the checksum it went berserk. A little bit of detective work pinned the problem on the Hex Loader — Z has been assigned to the loop in lines 50-70 as well as to the start address in line 25. So, instead of the checksum starting at 64000, the start address, it began where the loop finished, coughing up a total of about 200,000.

So, how'd you solve it, I hear you ask. (How'd you solve it? Ed). Just assign a different variable to the loop in lines 50-70 instead of Z — such as M, that's how!

**Tuhin Goswami
Glasgow**

Drat, you spotted the deliberate mistake thrown in just so you wouldn't think we were perfect. What d'you mean, worra lorra waffle? Oh well. Ed.

THE YS TRAINSPOTTER AWARD



Well, what a silly witty Burger, Tony 'Slim' Samuels is. Take a look at *The Generation Game* in issue 17. So, the sound on HURG is worth a double cheeseburger, is it?

He sounds — 'scuse the pun — (That's OK, we didn't notice it. Ed) like the kind of daft Burger who writes music programs on the ZX81! (You mean you've never heard his famous rendition of the *Sounds of Silence*? Ed)

Just for the record, and a

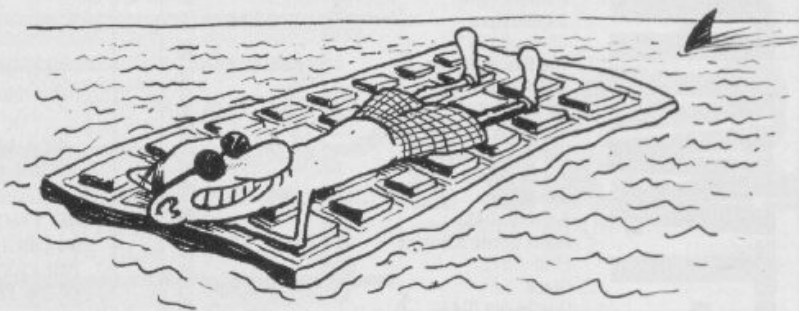
mustard stained Trainspotter's Award, there ain't no sound on HURG. Well, if there is, I've not come across it yet...

**M Sleight
Doncaster, S Yorks**

Sounds as though our Tone was too busy chompin' at the cheeseburgers — well, just the sound of eating is music to his ears. Don't worry though, It won't happen again. Another slip-up and we'll be stopping his luncheon vouchers. Ed.

COMPETITION

101 Uses...



There must be a hundred and one uses for a dead Speccy keyboard — well, they're not much cop when it comes to the job they were designed to do. Now's the time to put your thinking caps on and bounce a few ideas in our direction.

Just stop for a minute and consider what it would be like if you were one of the lucky winners of this month's megacompo. Think of the excitement at reading your name in *YS* when the winner's are announced! Then the wait until that joyful day when the postman brings the precious package that contains your prize. You tear at the brown paper that houses the new treasure. What is it? Well, it could be one of the four new Saga 3 keyboards that are up for grabs. The latest addition to the Saga range, these stylish white keyboards will release the full potential of your Speccy.

What more could you want than a super-doooper 87 key keyboard worth £79.95, that's compatible with *all* known Speccy peripherals, and *all* available software, including our very own *YS Megabasic*! There's a 10 key function pad, and 27 of the keys are auto-shifted too. Sounds like it's time to wave bye-bye to your faithful flexible friend and let your Speccy meet a Saga 3!

If it's not a coveted Saga 3 perhaps it's one of the three Saga 2 keyboards that are the envy of all serious and stylish Speccy owners. It may even be one of the three Saga 1s that have so generously been given away.

Whichever it is, you cannot contain your excitement as you unwrap your prize and begin the transformation of your Speccy. It is a matter merely of minutes until it sits before you in its white'n'shining armour.

And then the awful truth dawns. Forlornly cast aside on the floor lies a once treasured possession — your old rubber keyboard*. How could you abandon it after all those hours of faithful service? It's akin to casting off the body of a dead friend without a decent burial — bit funny that 'cos it'd always felt rather dead before!

Fortunately, this tearful scene hasn't happened yet. But forewarned is forearmed. Now's the time to consider what you'll do with your dead Speccy keyboard if you win one of the Saga keyboards. It's no use putting off the decision until it's too late. And think of the service you'll be providing for Speccy owners everywhere — no longer will they have to delay the day that they replace their old rubber friends simply because they couldn't think of any useful work for them.

And that's why we're asking you to send in your suggestions now. Just to start the


ball rolling, take a look at our cartoon and then come up with an idea of your own. If yours is amongst the funniest and most original, you'll be rewarded for your ingenuity with a spankin' new keyboard from Saga.

It'll also mean that no-one'll now have any qualms about taking Saga up on their other generous offer. Everybody who enters the compo will automatically be sent a £5 voucher that can be used against the price of any Saga keyboard.

*A footnote to this tale of woe — though the send-off may not be as tearful, remember that you can just as easily replace your cut-down QL placky keyboard with a new one from Saga. Now that is a plus!

SAGA RULES OK

Entries for the Saga Keyboard Compo must be post-dated no later than October 31st 1985. Each entry form must be completed with your startlingly brilliant idea for a rubberised retirement job for your old keyboard. The Editor's decision is final and no correspondence will be entered into regarding this competition.



SAGA KEYBOARD COMPO

Name

Address

.....

.....

Postcode

I'd never desert an old friend — but I do want a new Saga keyboard! So, here's what I'll do with my old rubber sidekick if I win one.

Send off this coupon as quickly as possible to Saga Keyboard Compo, *Your Spectrum*, 14 Rathbone Place, London, W1P 1DE. the future of your rubber keyboard could depend on it ...

Magazine Health Warning If you haven't the heart to dispose of your old rubber keyboard, how can you cut up your copy of *YS*? Why not use a photocopy instead?

Play more games the **YS** way! You'll save £££s with our special cut-price software offer! Go for it!

Wanna stretch your pounds or your pocket money? **YS** is giving you the chance to grab all your fave-rave-chart-topping-games for less cash. Why pay full price when you can get more games this way? Just pop the coupon in the post and get ready to play!

YS SOFTWARES!



	R.R.P.	OUR PRICE
<input type="checkbox"/> Frankie Goes To Hollywood Ocean (044)	£8.95	£7.95
<input type="checkbox"/> Hypersports Ocean (049)	£7.95	£6.95
<input type="checkbox"/> A View To A Kill Domark (036)	£10.99	£9.99
<input type="checkbox"/> Dambusters US Gold (047)	£7.95	£6.95
<input type="checkbox"/> The Fourth Protocol Hutchinson (049)	£12.95	£11.95
<input type="checkbox"/> Jet Set Willy II Software Projects (042)	£6.95	£5.95
<input type="checkbox"/> Highway Encounter Vortex (050)	£7.95	£6.95
<input type="checkbox"/> Spy v Spy Beyond (048)	£9.95	£8.95
<input type="checkbox"/> Frank Bruno's Boxing Elite (051)	£7.95	£6.95
<input type="checkbox"/> Glass Quicksilver (043)	£9.95	£8.95
<input type="checkbox"/> Spy Hunter US Gold (029)	£7.95	£6.95
<input type="checkbox"/> Match Day Ocean (004)	£7.95	£6.95
<input type="checkbox"/> Daley Thompson's Decathlon Ocean (001)	£6.90	£5.90
<input type="checkbox"/> Atic Atac Ultimate (013)	£5.50	£4.50
<input type="checkbox"/> Knightlore Ultimate (005)	£9.95	£8.95
<input type="checkbox"/> Ghostbusters Activision (010)	£9.95	£8.95
<input type="checkbox"/> Starion Melbourne House (028)	£9.95	£8.95
<input type="checkbox"/> Alien 8 Ultimate (022)	£9.95	£8.95
<input type="checkbox"/> Jet Set Willy Software Projects (006)	£6.95	£5.95
<input type="checkbox"/> Saberwulf Ultimate (003)	£9.95	£8.95

At these ridiculous prices, how could I resist this exclusive **YS** offer? I've ticked the games I want to order and enclosed a cheque for £..... made out to SportsScene Specialist Press Ltd.

Please charge my Access/Visa/American Express/Mastercharge card

number*
(* Delete as applicable)

Signature
(Credit card orders cannot be accepted without a signature.)

Name

Address

Postcode

Name

Address

Postcode

Complete this coupon (or photocopy of same) and send it off to **YS Softwares, Your Spectrum**, PO Box 320, London N21 2NB. Please allow 20 days for delivery.

For office use only!

--	--	--	--	--	--



On your marks, get set ... Go! The race is now on to find the **YS Champion Gamesplayer of the Year**. Join the fun and strike out for the **YS Games Gold Medal**.

Over the last few months the keenest of you games-players have taken up our challenge and gone all out to win a **YS Gold Medal** with your impressive high-scores.

Well, now we're going to reveal the winning secrets of each champ of the month so that the rest of you can pick up a few helpful tips to help you on your way!

Don't forget, we don't want to see any hacked or hyped scores, we can see straight through them ... but remember even if you can't top the winners, you may find your entry gets pulled out of the **YS** hat and three free pieces of software will be on their way to you! Look out **Thomas Kradberg** Pederson of Faarud, Denmark, you're this month's lucky winner! So, come on games players, fill in that coupon and win!

YS GO FOR GOLD

My top 5 all-time greats are:

-
-
-
-
-

My top scores are*:

-
-
-
-
-

The next games I'm gonna rush out and buy are:

-
-
-
-
-

If you're going for gold, stick your mugshot here

*You don't have to fill it all in but make sure you specify the level of difficulty for your scores.

Make sure you send us a black and white photo of yourself if you've filled in your high scores.

I'm going for gold! My name is:

Address

Postcode

Now ask an independent witness to sign the coupon

Independent Witness

Name

Address

Postcode

Complete this coupon and send it to **Go For Gold, Your Spectrum, 14 Rathbone Place, London W1P 1DE**.

ALL · TIME · TOP · TEN



Scott Donaldson
217,225

Richard Tobias
205,375

Noel Wallace
190,490

1

SPY HUNTER

US GOLD



MATCH DAY

OCEAN

2

3

DALEY THOMPSON'S DECATHLON

OCEAN



ATIC ATAC

ULTIMATE

4

5

KNIGHTLORE

ULTIMATE



GHOSTBUSTERS

ACTIVISION

6

7

STARION

MELBOURNE HOUSE



ALIEN 8

ULTIMATE

8

9

JET SET WILLY

SOFTWARE PROJECTS



SABRE WULF

ULTIMATE

10



David Bass
1202,403

Sergio Tavares
988,971

Terry Braverman
932,718



John Hudspeth
100%

Thomas Pedersen
78%

Richard Tobias
74%



George Forsyth
12,721

Scott Donaldson
3,106

Justin Menhenett
443



Stuart Smith
84 items

Skul Adamson
79 items

Steve Bond
78 items



Chris Robinson
18-0

Robert Dysart
23-5

Colm Kernan
15-0



John Roberts
99%

David Harewood
99%

Jason Temperton
99%



Noel Wallace
73,100

Peter Fox
67,700

David Lynch
55,000



Brian McKenna
24 Chambers

Valentin Kressler
16 Chambers

Philip Markin
12 Chambers



Samir Belmiloud
355,210

John Kay
260,000

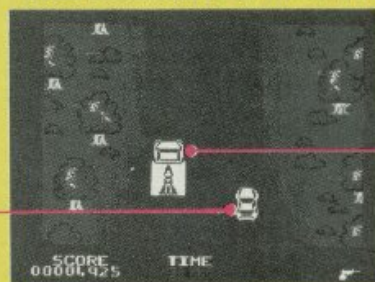
Steve Colwill
200,000

YS GOLD MEDALLIST

Scott Donaldson on SPY HUNTER



Your superdooper spy car can shoot everything apart from the blue death-cars and the choppers. So, to blow up a helicopter, you'll have to pick up a missile from one of the trucks.



After the truck dumps you at the beginning of the game, be quick and drive back in before the ramp is raised. That way you'll have a rest from the traffic — no vehicles appear! If it's invincibility you're after, keep your finger on the up key while you're holed up in there.

There's just no point in going at top whack — trundling along in low-gear is a much more effective way of zapping the other road hogs. And above all make sure you take out the red mean machines with the nasty Boedicea style knives on their wheels — or you could be cut up about it when they run you off the road.

When you're on the water, watch out for the blue boats. They drop mines, so the best bet is to drive slowly with your finger on the fire button. Keep to the right as far as possible when you're overtaking the yellow peril boats. That way you'll find it easier to dodge the missiles they fire at you and rejoin the road.

THE BIG BANG!

Pssst. Hey, you. Wanna become a hundred per cent real person? NO, this ain't no jibe. Peter Shaw and Louise Cook welcome you to the Pleasuredome to talk it over...

Welcome to the Pleasuregame, says Ocean, and you're welcome to try it, says us. Frankie may go to Hollywood, but here in Mundanesville life ain't so easy for the likes of Lenny Lowscore.

Picture downtown Liverpool, a downmarket version of Brookside Close, those typical Beatesque back-to-backs — this is your lot in life, being a zilcho percent person. Wouldn't you find the Pleasuredome an irresistible temptation? So along comes Flash Frank, passing the pleasure pills and taunting you to trade in your UB40 for a life of leisure. And what do you have to do? Frank would pass your task off as simple, but where do you start, Lenny Lowscore?

Having been trained in the Merseyside Mothers + Toddlers Muggers Association, you're already clued up on the finer points of breaking and entering. Once inside the terraced treasure-

trove, there's lotsa goodies for the taking — including those pleasure pills Frankie promised. Although most of the doors are already open, Tricia Tenant has left some handy keys around for those that aren't. Check out the kitchen, and amongst the clutter you'll see such delights as milk, fish and floppy disks. Not too exciting — but hang on to them, Frankie works in mysterious ways.

You've got a long journey ahead of you — don't overdose on the Pleasure

pills, once your supply has run out you'll be lucky to find a pusher in Mundanesville. Relax Lenny Lowscore — those politically-hyped-arcade-games *aren't* just a fantasy of the pill popping antics — you've got to do well to prove yourself as a *real* person.


Once you're street wise enough, Frankie presents you with a game of pseudo-Cluedo. Miss Mundane lies dead in the sitting room, killed by an unknown object by an unknown person — solve that one Lenny, you'll need to become a *real* person — remember!

Lust + Fear + Love + Faith x Frankie — a tough task for Lenny. Don't relax — go to it!

● **The path to the Pleasuredome is perilous, so persevere. Our plan follows a typical game of Frankie. Just by looking at the background colours on the screens you can tell which of the pleasure measures will be affected by your actions. As soon as each of the four pleasure powers is filled to the brim, you're on your way to the big BANG! — at the top of each bar chart. As you can see we couldn't manage it — but then you probably know that we're not real people!**

THE STREET


Follow the yellow brick road — to the pink door. Behind here you'll find an open back door that'll transport you onto another street. And if you want to watch telly, look out for the aerials.



● Welcome to Coronation Street land. There are four identical streets in Frankie — only the colours of the doors change. Pink means the house has a back door and red tells you the second door in the kitchen leads to an arcade game.

BATTLE OVER MERSEYSIDE

This boxed-off bit lets you know how many bases you have left. If you're baseless then wave goodbye to the game.



It may seem a trifle laid-back but our top tactic for this game is to sit in the middle and keep your finger on the fire button. As soon as you start jiggling around, you'll start to miss everything.

The planes aren't the problem — the bombs are. If you want to keep your bases then you're going to have to shoot down the bombs before they blow.

The aim of the game is to build the ZTT logo but to do it, you'll have to press the buttons in the right order. A handy hint is to start in the top left hand corner and finish where the finger is now.




THE ZTT ROOM

As soon as you've broken down the barrier at the beginning, this stairway springs into action.

Start by shooting down an armed barrier. The slow but safe method is to holdoff it in, fire one shot then highlight it out again. Trouble is you'll be collecting your pension before you've finished.

THE SITTING ROOM

This ain't no Habitat heaven — more a Shablat let-down. But you're going to have to check out every drawer, retirement clock and video recorder in your pursuit of Pleasure pills...



To open these drawers, you'll need to adopt the typical Merseyside strut — with arm outstretched. It's what your right arm's for! Sometimes you'll find, though, that it just isn't enough — and then you'll really have to stretch for the high spots.

Give us a Cluedo — this has all the cloak 'n' dagger elements of the full blown Basil Rathbone (no, not Baron Rathbone — BASIL! He made films stupid!)



● You've got no chance of answering the quiz until you've uncovered all the clues. So, if you wander back to this room and you're asked whodunnit, don't fret that you've missed a clue — Frankie says relax.

You'll turn up clues to the whodunnit as you wander around the other rooms. It's elementary, my dear Frankie.

Even detective detectives have a good chance here. Once you've found the body, the clues appear as if by magic. Being a gunshoe was never this cushy at the pictures.




● It's all a case of logical deduction. Write down the clues and cross off the suspects as you go. When you're left with just one name unclaimed, set off for the sitting room and accuse your suspect.

● So, Miss Bland has a son in the RAF, huh? Well, if Frankie says the killer has no children then she's in the clear. Otherwise bear her in mind for the court case.

THE SHOOTING GALLERY

As you get better, the game gets harder — typical that! The number of hits you have to make increases rapidly — you start off needing only 21 in 200 but it can rocket to 25 or more.



Your gun sight automatically returns to this point when you're not pushing it elsewhere. After you've shot a bullet, it's a good idea to let the sight fall back here for re-loading. It's trickier than you think trying to take aim yourself.

It's Maggie — just one of the host of targets you have to shoot at — popping up at random on the firing range. Your best bet is to position yourself in the middle of the screen.

THE SEA OF HOLES

Worried then? Is it a skateboard? No, it's the last symbol on its edge — and it's just waiting to swallow you up.

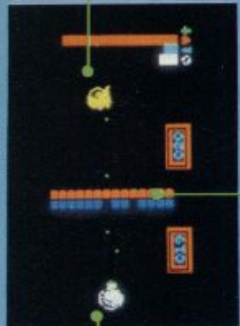


Here you have to make it to the purple line. Trouble is, it's all down to chance and where you're thrown out of the hole.

You'll only have to take your chances on this game the once to earn your pleasure power, so steer well clear of it. Why? 'Cos it'll bore you all the way back to Mundanesville, that's why!

WAR OF WORDS

It's the boy-wonder of the B-movie, Ronnie Raygun. You take his part here on the left, while the Russkies are on the right. Sounds like someone's got the politics slightly skew-whiff!



Your missiles make it through your layer of defences but break up the computer's. If you've got a partly destroyed defence barrier on your side, it'll build back to full strength if you fire at it.

WAR — GO FOR IT ...

Every second or so, one of these windows pops up and fires out a pleasure symbol. All you have to do is shoot it as it flies past — and the pleasure is all yours.



If you miss a symbol and it hits you instead then you risk being put straight back onto the streets. And watch out if you're caught behind a window — you can get zapped without even realising it.

As soon as you've popped a pleasure symbol another window will appear — just walk right into the next bit of arcade action.

PUSSY GALORE

To enter the arcade, just walk into the window. It's a whole new world in there. Playschool eat your heart out!



Fill the cat's bowl with milk from the bottle and you'll probably run into the moggy as he comes for a quick slurp. As a reward, pussy will give you an arcade to play.

The Power of Love. Too much attention to love makes the heart grow fonder but it ain't going to make you a real person — keep your eye on these so you can pop a pill if things get low.

THE CORRIDORS OF POWER

Hey, this is really way out, man. Actually, it's the way out — your escape route. From here it's back onto the streets or into another arcade game. But don't look for a plan — it's all random.



As you make your mark in Mundanesville, you're gonna start clocking the wicker work gates. So, what are they there for? Well, c'mon in ... you'll find yourself in surroundings not unlike these.

Jumpin' Jehosophat! Watch out for Frankie's great balls of fire while you're on your travels. Zap 'em and new doors shall be opened unto you!

THE KITCHEN

Leave here and you'll be back in back-to-back land on another Coronation Street-look-alike. But remember — there's a whole new set of objects to add to your collection there.



PLEASURE PILL! PLEASURE PILL! Wow, man, can hardly wait to get hold of the promised power-pushtin', score-liftin', real-man-makin' antidotes to Mundanesville. Reeeeeealaxxx!

Here's everything plus the kitchen sink — but there's not much in the way of kitchen sink drama. You'll find the objects you're after in the drawers, fridge and on the worktops. The hot programs are keeping cool in the fridge — take them to the computer room to use them.

THE COMPUTER ROOM

If you want to get passed, get a pass! You'll need security clearance to make your way round the computer, so remember to pick up a pass at the main gate.



For the power-crazy, this ornamental gateway leads you to the Corridors of Power. But this is no flak free zone — so, remember to take your flak jacket with you.

Put your floppy disks into the computer but mind out — they have a nasty habit of being corrupted. Sounds remarkably like Microdrives!

CASE SOLVED

So, Sherlock, you've solved the case — but don't come over all smug 'cos there's still some way to go before you become a real person and take a trip to that Pleasuredome.



This time you've cracked the case, but it'll be a completely different story next game. And remember to make notes while playing the whodunnit or you'll have no chance of solving the mystery.

If you can't crack the case then tough — no way will Frankie let you carry on your quest for ultimate pleasure.

SPRITE HIGH, NO LIMIT

DRAW NEAR

Have you decided which cartoon hero you're going to breathe life into? As soon as you're ready, this is the screen that'll greet you. You're asked for the width of your sprite in characters (bytes), the maximum is seven, and its height in pixels, maximum fifty-six. As you can see your life-size sprite appears in the top left of the screen as you draw on the nine times larger one in the middle. Use the cursor keys (or 5-8 on the Speccy+) to control the flashing cursor. The zero key turns a pixel on or off or if you prefer you can take a line for a walk by pressing the four key. The other important keys you'll need are as follows:


R recalls a sprite for retouching after it's been loaded into 47000 where it's stored in the Designer.

S as soon as you're satisfied with your sprite, this stores it in memory. You'll be asked 'save width?', so that if you need to change its width, the program will rearrange the data for the sprite. If you reckon it ought to grow up, just press Break and enter a larger height, then press **R** when you return to the design screen. Each sprite is saved with the name "SPRDAT nnn" where nnn is its length in bytes.

F for when you're ready to finish and save the sprite to tape.

Things start to get a bit hairy when you start slapping a mask onto your sprite. It's OK if you're just doing a same size mask like in *Dun Darach* as you only have to fill in the holes in the original sprite.

You're problems start when you try to outline masks — you fill in all the gaps easily enough but when it comes to going round the edge, oops you're going all over the shop. That's why I've incorporated the command C for 'check mask' — did you think I'd let you down? First load your sprite into 47000 and another copy into 48000. Next fill in the gaps and start off around the edge. When you get lost, press C and the mask and sprite will be printed together in the bottom left of the screen.



Here's the Sprite Designer in action. The large box in the middle of the screen is your editing window. While you create, the life-size sprite is shown taking shape in the box top left.

Calling all loony tunesmiths! Chris Wood is gonna show you how to create cartoon sized sprites and get 'em moving. Well, he's smarter than the average programmer ...

Yabbadubbadoo! It's cartoon time. That's right, if you've been dying to create your own games featuring favourite cartoon characters, the waiting is now over. How'd you like Wally waddling round your games? Or you could create your own Celtic cartoon to rival *Dun Darach*. Or even the *Flintstones*?

SHAPIN' UP

How big do you want your sprites? Well, the routine will let you handle sprites up to 31×24 character squares but the designer program only has room for 7×7 on screen. Anyhow, do you really want sprites much bigger than that? It makes playing *Space Invaders* a bit pointless if they're bigger than barn doors when you come to blast 'em! And you can still create sprites as large as those in *Dun Darach*.

Attributes are another problem associated with sprites. You can get round

this by having your characters the same colour as the background like those in *Dun Darach* and *Tir Na Nog*. But with this program, sprites can have their own attributes like Wally and the gang, in *Everyone's A Wally*. Or, chameleon-like, they can turn the colour of whatever is behind them just as Frankie does.

OLD MASKERS

To mask or not to mask — this program lets you decide. A mask is merely a shape that masks out the part of the screen to which the sprite is moving before slotting the sprite into the hole left by the mask. Say you had a black sprite with a lot of white in it, without a mask — print it in front of a detailed background and you'd be able to see through the white areas of the sprite.

Now if you have a mask exactly the same size as your chosen sprite, it'll clear exactly the right area on the screen. Well, that's how it's done in *Dun Darach*. Of course, you can always choose a mask one pixel bigger than your sprite all the way round for extra emphasis — the technique used in *Everyone's A Wally*.

ROUTINE PROCEDURE

The sprite routine holds a copy of the screen in high memory — that way all the work of printing the sprites is done out of sight — then downloads it to the normal screen memory where you can see it. Next it erases all the copy from high memory before handing back control to you. So, if you want to wipe out all the sprites from the screen, you can download the empty screen and bingo, they're gone!

PULLING RANK

You'll have noticed how sprites in professional games pass over each other without getting into a rare old mess. It's all down to priority, a sort of sprite pecking order. The sprite with the highest priority is the last one printed onto the screen and appears to be in front of all the others when it passes over them. Any sprites added to the list will have a lower priority than the others as the data block for each

WALK THIS WAY

If you're confused about your next step as you try your hand at cartoon creation, this easy-to-follow guide will see you through.

Step 1: First create the scenery for your sprites. You'll find it easy with a package like *Melbourne Draw* or *The Artist*.

Step 2: Draw your sprites with the Designer program. But don't forget that you'll have to amend the old sprite for each new frame of animation.


Step 3: Design a mask for each frame you've drawn. This feature is optional but it stops the background from showing through your sprites — unless you're writing a ghost story!

Step 4: Load in the Data Block program and answer all the questions it asks about your sprites. When that's done, save the code it creates.


Step 5: Load up the Motion Picture program, your Sprite Code, Mask Code and the Data Block program. And remember you'll have to clear enough room in memory for that lot. You'll find that 30000 should be ridiculously adequate.

Step 6: Run the program and up'll come your very own cartoon. Use the cursor keys to control your chosen character. And as we movie people say, That's All Folks!


POPEYE IN 'PLAIN SAILING SPRITES'



The first two frames of the Popeye and Bluto sprites have been placed on the background...



...and now the club becomes a separate sprite as it flies across the screen.



Bluto and Popeye both have masks to prevent the background showing through their britches.

sprite is added lower down in memory and the front of the sprite queue is lowered to point to it.

Those of you who are up on your games have no doubt got your objections ready. How, I hear you ask, do the sprites in *The Rocky Horror Show* manage to go behind the scenery? Thought you'd catch me out, eh? Phah! Take a lamp post. Found one? Right now, say you've got five sprites you want to pass behind or in front of it. OK then, design the sprites and the lamp post but tell the Data Block program that you want eleven sprites — that's one lamp post, five normal sprites and five identical, inactive sprites. The lamp post has a higher priority than the normal sprites so they appear to move behind it. But switch to the inactive sprites and the priorities swop around so the sprites now appear in front. Clever, innit? Now you can have some behind, some in front and others turning cartwheels around it, for all I care!

You've probably sussed that you're never going to have the normal and inactive sprites on the screen at the same time. That means they can share the same storage area and you'll only need one copy of the shape and mask data. It's a great way of saving space. Say you've got fifty sprites but only ten are on the screen at

any one time, then provided they're all the same size, you can get away with only having ten storage areas. By the same token, one large sprite can provide a storage area for several smaller ones when it's off the screen. And all the different versions of the same sprite — left leg in, right leg out, shake it all about and so on — need only the one storage area.

If you fancy having a crack at 3D games like *Knightlore*, then this technique's going to come in very handy. Each room in these games is made up of eight by eight large squares. That means that each sprite needs eight different versions of its Data Block for the eight distances that it can be away from you — one row away, two rows and so on. And depending on how far up the screen objects and sprites are from each other, that alters the priorities you should allot them.

MAKING YOUR MOVES

Right, eyes down and away we go. Your first job is to design your screen background. It may be a loading screen or perhaps you've got a program that prints platforms and ladders. Whatever you choose, save it with **RANDOMIZE USR 57813**. That's plonked the whole lot safely up into high memory where it can be

worked on. But say you only want to use part of the screen, remembering that the less that has to move, the faster the routine runs. That's why old clever clogs himself, Matthew Smith only used the top two thirds. You can choose any combination you want using **POKE 57478**, length of screen (24=full, 16=two thirds, 8=one third.)

If you want to use an area other than the top, **POKE 57481**, start of screen. (64=top, 72=middle, 80=bottom) **POKE 57484, PEEK (57481)+165**

You haven't forgotten the attributes, I hope! Use **POKE 57484**, length of

DECIMAL LOADER

Type in this loader and use it to enter the two blocks of code, one for the Designer and one for the Sprite code. Enter STOP when you've finished.

```
100 INPUT "Start Address? ";s
110 FOR n=s TO 1e9 STEP 8: PRIN
T n
120 LET tot=0: FOR b=0 TO 7: IN
PUT "number? ";a: PRINT a;";:
POKE n+b,a: LET tot=tot+a: NEXT
b
130 INPUT "checksum? ";c: IF c<
>tot THEN PRINT : BEEP .1,0: PR
INT "WRONG": GO TO 120
140 PRINT : NEXT n
```

DESIGNER BASIC

Type in the Designer program and then save it with **SAVE "DESIGNER" LINE 9999** with the code after it on the tape. That way it'll load the code and run it.

The Designer tells you the amount of room taken up by the sprite or its mask and the storage area. Each sprite needs fourteen bytes of data, twelve of which tell it where it is on the screen, whether it has a mask, or attributes and where its shape is stored. The other two bytes contain a pointer to the area of memory telling it where it can store a copy of the background on which it sits.

If you don't give your sprite a mask, you needn't reserve memory for it but you'll always need a storage area for the part of the screen that's printed over. This must be one byte wider than the sprite and the same depth.

```
1 INPUT "WIDTH in bytes? ";q:
POKE 45010,q: POKE 45151,q: INP
UT "HEIGHT in pixels? ";p: POKE
45007,p: POKE 45134,p
```

Line 1 This finds out what sort of dimensions you want for your sprite. You can change the width during program running, but you can't change the height — so make your choices carefully.

```
5 POKE 23658,0: PRINT AT 7,0:
"PEN OFF";AT 9,0: " SIZE";q: " x "
;p: " =";q*p: " STORAGE"; " =";(q+1
)*p
8 LET p1=0: BORDER 6: LET x=0
: LET y=175: PLOT 71,175: DRAW 2
4*q+1,0: DRAW 0,-3*p-1: DRAW -24
*q-1,0: DRAW 0,3*p+1
9 RANDMIZE USR 45000
```

Lines 5-9 This prints the pen information down the side of the editing window and then draws the window itself to the required size.

```
10 LET x=x+(INKEY$="B" AND x<>
q*8-1)-(INKEY$="5" AND x<>0)
20 LET y=y+(INKEY$="7" AND y<>
175)-(INKEY$="6" AND y<>176-p)
25 IF INKEY$="s" THEN BEEP .1
,20: INPUT "Save width? ";q: PO
KE 45010,q: POKE 45151,q: POKE 4
5159,235: POKE 45149,235: RANDOM
IZE USR 45124: GO TO 50
26 IF INKEY$="r" THEN BEEP .1
,30: GO TO 50
30 IF INKEY$="4" THEN BEEP .0
1,20: LET p1=1-p1: PRINT AT 7,0:
"PEN ";("ON " AND p1=1):("OFF" A
ND p1=0)
32 IF p1=1 THEN PLOT OVER 1;
x,y: GO SUB 900
35 IF INKEY$="0" THEN BEEP .0
1,20: PLOT OVER 1;x,y: GO SUB 9
00
36 IF INKEY$="c" THEN POKE 45
159,235: POKE 45149,235: RANDOMI
ZE USR 45124: POKE 45159,0: POKE
45149,0: POKE 45153,47: POKE 45
129,120: RANDMIZE USR 45124: BE
EP .1,0: POKE 45153,182: POKE 45
125,128: POKE 45126,187: RANDOMI
ZE USR 45124: POKE 45153,0: POKE
45125,152: POKE 45126,183: POKE
45129,0
38 IF INKEY$="f" THEN SAVE "S
PRDAT "+STR$ (p*q)CODE 47000,p*q
40 PLOT OVER 1;x,y: PLOT OVE
```

```
R 1;x*3+73,173-((175-y)*3)
41 BEEP .01,-28: PLOT OVER 1;
x,y: PLOT OVER 1;x*3+73,173-((1
75-y)*3): GO TO 10
```

Lines 10-41 This is the main loop. Most of this is just IF...INKEY\$=stuff, calling the other parts of the program. If you don't like the small cursor you can change lines 40 and 41 to read:
40 PLOT OVER 1;x,y: GOSUB 900
41 PLOT OVER 1;x,y: GOSUB 900: GO TO 10
but if you do, it'll be a fair bit slower. If you like the cursor, but don't like the constant beeping you could change the beep in line 41 to -30.

```
50 CLS : POKE 45159,0: POKE 45
149,0: RANDMIZE USR 45124: GO T
O 5
```


Line 50 This line clears the screen ready for a re-draw.

```
900 PLOT OVER 1;x*3+72,174-((1
75-y)*3): DRAW OVER 1;2,0
901 PLOT OVER 1;x*3+72,172-((1
75-y)*3): DRAW OVER 1;2,0
902 PLOT OVER 1;x*3+72,173-((1
75-y)*3): DRAW OVER 1;2,0
904 PLOT OVER 1;x*3+73,173-((1
75-y)*3)
910 RETURN
```


Lines 900-910 This subroutine draws the window 'box'.

```
9999 CLEAR 44999: LOAD ""CODE 45
000: RUN
```

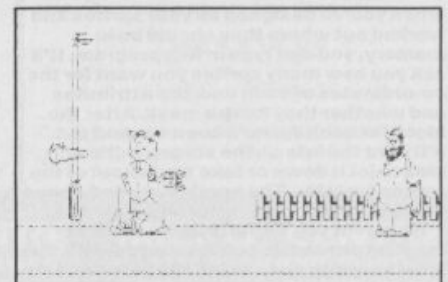
Line 9999 This is the set-up line to load in the machine code from tape.



Bluto is now stationary as the club whizzes toward Popeye's bonce. But he's strong to the finish 'cos he eats his spinach!



The priority of the sprites tells the club to go behind Popeye...



...but in front of the lampost. And that's it — six frames of cartoon animation using the features of Sprite High.

SPRITE HIGH, NO LIMIT

attributes = 3, 2 or 1 third. And then there's the starting point: POKE 57492, starting point. (88=top, 89=middle, 90=bottom.) POKE 57495, PEEK (57492)+165.

When you change the starting point, remember to change the length as well or

you run the risk of going off the bottom of the screen and wiping out Basic. Nasty!

Stringing it all together, here's an example that uses the bottom two thirds of the screen, leaving the top free for scores or whatever:

POKE 57478, 16: POKE 57481, 72: POKE 57484, PEEK (57481)+165: POKE 57489, 2: POKE 57492, 89: POKE 57495, PEEK

(57492)+165

Finally, to call back your picture and effectively wipe all your sprites off the face of the screen, use RANDOMIZE USR 57836.

And I don't know why you're sitting there as though you've got all day — you'd jolly well better start typing in the listings. Like now!

DESIGNER CODE

Use the Decimal Loader to enter this code. Enter the start address, 45000, when you're asked, then type in the numbers eight at a time followed by the checksum for each line. If you make a mistake, just enter the line again. When you've finished, save the code with SAVE "DES CODE" CODE 45000, 16 — but you must save it after Designer Basic on your tape.

```
45000: 33, 0, 0, 34, 249, 175, 6, 16, =513
45008: 197, 6, 2, 197, 237, 75, 249, 175, =1138
45016: 120, 205, 177, 34, 6, 8, 126, 197, =873
45024: 23, 245, 205, 251, 175, 241, 193, 16, =1349
45032: 246, 193, 16, 231, 42, 249, 175, 46, =1198
45040: 0, 36, 34, 249, 175, 193, 16, 216, =919
45048: 201, 0, 0, 56, 13, 205, 41, 176, =692
45056: 12, 4, 120, 205, 177, 34, 195, 236, =983
```

```
45064: 34, 201, 205, 41, 176, 62, 3, 245, =967
45072: 197, 62, 3, 245, 197, 120, 205, 177, =1206
45080: 34, 205, 236, 34, 193, 12, 241, 61, =1016
45088: 32, 241, 193, 4, 241, 61, 32, 231, =1035
45096: 201, 237, 75, 249, 175, 12, 237, 67, =1253
45104: 249, 175, 13, 237, 75, 249, 175, 42, =1215
45112: 249, 175, 41, 9, 1, 69, 0, 9, =553
45120: 68, 77, 4, 201, 17, 152, 183, 33, =735
45128: 0, 0, 34, 249, 175, 6, 16, 197, =677
45136: 237, 75, 249, 175, 120, 60, 50, 250, =1216
45144: 175, 61, 205, 177, 34, 235, 6, 2, =895
45152: 26, 0, 119, 19, 35, 16, 249, 235, =699
45160: 193, 16, 228, 201, 0, 0, 0, 0, =638
```

SPRITE CODE

Sprites here we come! Again using the loader program, type in the code in the same way as you did with the Designer code. Done that? Now save it with SAVE "SPR CODE" CODE 57270, 584.

```
57270: 16, 16, 6, 1, 0, 2, 0, 16, =57
57278: 64, 156, 136, 156, 240, 210, 135, 131, =1228
57286: 153, 130, 152, 147, 20, 20, 6, 1, =629
57294: 0, 2, 0, 16, 64, 156, 136, 156, =530
57302: 240, 210, 0, 0, 20, 20, 88, 255, =833
57310: 88, 255, 1, 243, 221, 33, 182, 223, =1246
57318: 237, 75, 223, 223, 197, 221, 229, 225, =1630
57326: 1, 14, 0, 221, 9, 17, 202, 223, =687
57334: 237, 176, 58, 205, 223, 167, 202, 127, =1395
57342: 224, 42, 212, 223, 34, 222, 223, 42, =1222
57350: 210, 223, 34, 220, 223, 42, 202, 223, =1377
57358: 34, 218, 223, 237, 75, 218, 223, 120, =1348
57366: 205, 177, 34, 34, 216, 223, 50, 206, =1145
57374: 223, 217, 237, 91, 214, 223, 217, 237, =1659
57382: 75, 208, 223, 197, 237, 75, 218, 223, =1456
57390: 120, 60, 50, 219, 223, 61, 230, 7, =970
57398: 40, 6, 42, 216, 223, 36, 24, 5, =592
57406: 120, 205, 177, 34, 36, 34, 216, 223, =1045
57414: 37, 62, 165, 132, 103, 229, 205, 13, =946
57422: 225, 58, 208, 223, 167, 32, 19, 50, =982
57430: 95, 225, 33, 47, 166, 34, 102, 225, =927
57438: 17, 32, 91, 225, 229, 205, 89, 225, =1113
57446: 62, 6, 61, 50, 95, 225, 33, 182, =714
57454: 0, 34, 102, 225, 17, 0, 91, 225, =694
57462: 205, 89, 225, 193, 16, 173, 205, 131, =1237
57470: 225, 193, 5, 194, 234, 223, 1, 0, =1075
57478: 24, 17, 0, 64, 33, 0, 229, 237, =604
57486: 176, 1, 0, 3, 17, 0, 88, 33, =318
57494: 0, 253, 237, 176, 1, 0, 3, 17, =687
57502: 0, 253, 33, 0, 226, 237, 176, 237, =1162
57510: 75, 223, 223, 197, 221, 229, 225, 1, =1394
57518: 14, 0, 183, 237, 66, 229, 221, 225, =1175
57526: 17, 202, 223, 237, 176, 58, 205, 223, =1341
57534: 167, 40, 71, 237, 75, 202, 223, 237, =1252
57542: 67, 218, 223, 120, 205, 177, 34, 34, =1078
```

```
57550: 216, 223, 237, 75, 208, 223, 237, 91, =1510
57558: 214, 223, 197, 237, 75, 218, 223, 120, =1507
57566: 60, 50, 219, 223, 61, 230, 7, 40, =890
57574: 6, 42, 216, 223, 36, 24, 5, 120, =672
57582: 205, 177, 34, 36, 34, 216, 223, 37, =962
57590: 237, 75, 207, 223, 12, 6, 0, 235, =995
57598: 62, 165, 130, 87, 237, 176, 235, 193, =1285
57606: 16, 208, 193, 16, 158, 251, 201, 175, =1218
57614: 237, 75, 207, 223, 71, 197, 42, 220, =1272
57622: 223, 17, 0, 91, 237, 176, 18, 34, =796
57630: 220, 223, 193, 58, 208, 223, 167, 32, =1324
57638: 12, 42, 222, 223, 17, 32, 91, 237, =876
57646: 176, 18, 34, 222, 223, 58, 206, 223, =1160
57654: 167, 200, 33, 0, 91, 205, 70, 225, =991
57662: 58, 208, 223, 167, 192, 33, 32, 91, =1004
57670: 237, 75, 206, 223, 4, 229, 197, 167, =1338
57678: 203, 30, 35, 16, 251, 193, 13, 225, =966
57686: 32, 243, 201, 237, 75, 206, 223, 4, =1221
57694: 24, 5, 126, 217, 18, 19, 217, 26, =652
57702: 0, 0, 119, 19, 35, 16, 241, 201, =631
57710: 147, 152, 130, 153, 131, 135, 205, 177, =1230
57718: 34, 124, 15, 15, 15, 230, 3, 246, =682
57726: 88, 198, 165, 103, 201, 58, 204, 223, =1240
57734: 167, 200, 237, 75, 202, 223, 120, 205, =1429
57742: 116, 225, 237, 75, 206, 223, 58, 202, =1342
57750: 223, 230, 7, 40, 1, 4, 58, 203, =766
57758: 223, 230, 7, 95, 58, 209, 223, 131, =1176
57766: 31, 31, 31, 230, 31, 79, 58, 209, =700
57774: 223, 230, 7, 40, 1, 12, 58, 203, =774
57782: 223, 230, 7, 40, 1, 12, 120, 50, =683
57790: 206, 223, 17, 32, 0, 229, 58, 206, =971
57798: 223, 71, 58, 204, 223, 119, 35, 16, =949
57806: 252, 225, 25, 13, 32, 239, 201, 17, =1004
57814: 0, 229, 33, 0, 64, 1, 0, 27, =354
57822: 237, 176, 17, 0, 226, 33, 0, 88, =777
57830: 1, 0, 3, 237, 176, 201, 1, 0, =619
57838: 27, 17, 0, 64, 33, 0, 229, 237, =607
57846: 176, 201, 0, 0, 0, 0, 0, 0, =377
```

DATA BLOCK PROGRAM

When you've designed all your sprites and worked out where they should be in memory, you can type in this program. It'll ask you how many sprites you want for the co-ordinates of each one, the attributes and whether they have a mask. After the block for each sprite's been worked out, it'll print the info on the screen — it's an idea to jot it down or take a print-out of the screen for later. The number printed above each, tells you the priority of the sprite.

Whatever you do, note down the first location printed as you'll have to POKE this into the sprite code to tell it where the data starts. Use:

INPUT n: POKE 57317, INT (n/256): POKE 57316, n (PEEK 57317*256)

after you've loaded the Sprite code. When you've finished entering all the data, the program is saved with the name "BLOCKS nnn" where nnn is the number of sprite blocks.

If you want to add a sprite to your data block, load it in, run the program and tell it the new number of sprites. Once you've entered the first one, enter STOP and then GOTO 150 — the program will then save the new block.

When all your cartoon characters are in the bag, POKE 57312 with the number of your sprites and after saving the screen to high memory, you can type RANDOMIZE USR 57313 to print them all onto the screen. So, wassup Doc? Oh, you want animation? Keep movin' then!

```
10 INPUT "Number of sprites? "
:n
15 LET r=n*14: LET s=57284-r
20 FOR p=1 TO n
```

Lines 10-20 This sets up the number of sprites and then start off the For...Next loop.

```
30 INPUT "x coord? ";x: POKE s
:x
40 INPUT "y coord? ";y: POKE s
+1,y
```

Lines 30-40 These lines collect the x and y co-ordinates of the sprite.

```
50 INPUT "attribute? ";a: POKE
s+2,a
```

Line 50 This line collects the colour of the sprite.


```
60 INPUT "active? ";a: POKE s+3,a
```

Line 60 This line asks whether the sprite is active or not. This should normally be set to zero and then turned on (ie. set), when needed.

```
70 INPUT "width in bytes? ";w: POKE s+5,w
80 INPUT "height in pixels? ";h: POKE s+7,h
```

Lines 70-80 These lines collect the dimensions of the sprite.

```
90 INPUT "mask? (y or n)";a$: POKE s+6,1: IF a$="y" THEN POKE s+6,0
```

Line 90 Is your sprite wearing a mask? This line will find out.

```
100 INPUT "shape data address? ";sd: LET a=INT (sd/256): LET d=sd-(a*256): POKE s+8,d: POKE s+9,a
```

Line 100 This line collects the address at which you want to store the data for the shape of your sprite.

```
110 INPUT "mask data address? ";sd: LET a=INT (sd/256): LET d=sd-(a*256): POKE s+10,d: POKE s+11,a
```

Line 110 If you've got a mask, tell this line where you've put it in memory. If you haven't, simply enter zero.

```
120 INPUT "storage area address? ";sd: LET a=INT (sd/256): LET
```

```
d=sd-(a*256): POKE s+12,d: POKE s+13,a: CLS
```

Line 120 The storage area address is the bit of memory where you have to put a copy of the screen that your sprite is obliterating — component frames of a sprite, ie its animations, can use the same area of memory to store the screen.

```
130 PRINT "SPRITE ";n-p+1: PRINT: FOR q=s TO s+13: PRINT PEEK q,q: NEXT q
140 LET s=s+14: NEXT p
150 SAVE "BLOCK"+STR$ nCODE 57284-r,r
```

Line 130-150 This last block prints out the data information for the user, loops back if necessary and then saves the code.

MOTION PICTURES

Right, we're on the move. If you've followed the instructions up to now, you're ready to turn your sprites into real cartoons. You'd better make a start on this program, then load and run it. You'll be asked the total number of frames for all the sprites and then the number of animations for each. It'll then animate all the sprites and allow you to move the first one under cursor control. Remember this is a sprite you're moving not just a frame, so if sprite one has four frames they'll all be recognised as sprite one.

Press Break and you can change the sprite you're controlling by altering the value of SP to any number up to the maximum number of your sprites. If you change the value of P, also in line 80, you can amend the number of pixels you control.

```
10 INPUT "Total No. of frames? ";n: DIM a(n): DIM b(n): DIM c(n): POKE 57312,n
```

```
20 LET r=n-14: LET s=57284-r: LET b=n: LET num=0: LET q=INT (s/256): POKE 57317,q: POKE 57316,s-(q*256)
```

Lines 10-20 These lines ask the user exactly how many sprites he wants to animate in total (that is, how many frames there are) and then sets up the dimensions and control routines accordingly.

```
30 INPUT "Number of animations?";a: IF a>b OR a=0 THEN GO TO 30
40 LET a(num+1)=b-a+1: LET b(num+1)=b+1: LET c(num+1)=b-a+1
50 FOR q=b TO b-a+1 STEP -1: PRINT q;";": NEXT q: PRINT: PRINT: LET b=b-a: LET num=num+1
```

Lines 30-50 This part of the program finds out how many animations are to be used for each sprite.

```
60 IF b<>0 THEN GO TO 30
```

Line 60 After the program has checked to see how many frames have been 'used', it then goes back to find out what else needs animating if there are any frames unaccounted for.

```
80 LET sp=1: LET x=20: LET y=20: LET p=2
```

Line 80 This line sets up the basic control variables for the sprites. The sp variable tells the program

which sprite is current, the x and y variables are the co-ordinates for the sprite and the p variable is the sprite's priority.

```
200 FOR n=1 TO num
210 LET g=a(n)
220 LET s=57284-(g*14)
230 POKE s+3,0: LET g=g+1
240 LET l=b(n)
250 IF g=1 THEN LET a(n)=c(n): LET g=a(n)
260 LET a(n)=g: LET s=57284-(g*14)
270 IF n=sp THEN LET x=x+p*((INKEY$="B")-(INKEY$="5")): LET y=y+p*((INKEY$="6")-(INKEY$="7")): POKE s,x: POKE s+1,y
280 POKE s+3,1: NEXT n
290 RANDOMIZE USR 57313: GO TO 200
```

Lines 200-290 This is the main loop of the program. Line 270 is the interesting line which you might want to rip out for use in your own programs — this actually moves the sprites while the rest of this section deals with animating them.

POWERFUL UTILITIES

MAKE THE MOST OF YOUR MICRODRIVE WITH

INTERFACE III

THE IMPOSSIBLE HAS BEEN DONE

Yes it's true this **fantastic** new peripheral will transfer **every program available** on to microdrive. **Yes every one**. Yet, believe it or not, it is so **easy to use** that we are training our pet cat (Clive) to use it. **Any-one** capable of loading and saving a BASIC program can transfer **really awkward** programs to microdrive.

Just look at these features . . .

- Consists of hardware and software [software on microdrive cartridge].
- Transfers **all** programs available on to microdrive.
- Very, very, easy to use. [If Clive can do it we're sure you can.]
- All programs **reLOAD and RUN** once transferred.
- Makes a "snapshot" of any stage of a program. [Saved as a screen.]
- Transfer can be actuated at any stage allowing "customised" versions.
- Will also save to tape. [Normal speed load once saved.]
- Programs will **reLOAD** independently of the "interface".

IF YOU HAVE A MICRODRIVE YOU MUST HAVE INTERFACE III

ONLY £39.95 inc. P&P

Trade and distributor enquiries invited, U.K. and overseas.

The software can be supplied on cassette for tape users.

This product is in a class of its own. Designed by DRAYSOFT.

All prices include P&P and VAT. Send cheque, Postal Order or Credit Card No. Credit Card orders accepted by phone. Callers welcome. Wide range of goods stocked. Trade enquiries welcome. European orders send price as advertised. Outside Europe £2.00 for airmail. Mail order to Evesham Shop please.



MICRO CENTRE
BRIDGE STREET, EVESHAM,
WORCESTERSHIRE
Tel: 0386 49641

MICRO CENTRE
1756 PERSHORE ROAD,
COTTERIDGE, BIRMINGHAM.
Tel: 021-458 4564

DOUBLER

THE tape backup "device".

After **spectacular success** on the CBM 64 and by public demand we introduced **Doubler** for the Spectrum. Now we have released **Doubler Mk.II**, which is professionally cased and has greater tolerance to the varying types of cassette decks in use.

It includes **hardware and software**. This **superb "device"** allows you to make backup copies of software with **all types of loader** regardless of length and speed. (Includes pulsing headers and different baud rates.) In fact our tests have **proved "Doubler"** is capable of copying with **100% success**.

Requires access to **two** cassette decks. The software allows you to save a **brand new machine copy** onto one cassette deck while loading from the other. **Fast and easy to use**. They said it couldn't be done.

ONLY £14.95

PATENT APPLIED FOR

Customers who have the Mk.I Doubler may return it along with £4.95 for the new version.

THE END OF

Single Letter Keyword Entry ...

Three Character Fonts ...

Three Character Sizes ...

QL-Style Windows ...

Named Procedures ...

Stippled Characters ...

64 Column Text ...

Sprites Galore ...

... Upgrade Your Spectrum
To A MegaSpectrum—NOW!

ONLY £9.95!



It all began with the ZX80 ...the first personal computer retailing for under £100. Next, Sinclair Research announced the ZX81, offering memory expansion to 16K. Completing the ZX series of micros came the Spectrum and its big brother, the Spectrum+.

Although the hardware has been modified extensively, not much thought has been given to ZX Basic ... and, compared to Basics on many other home computers, ZX Basic is sadly lacking!

Until now, that is! *Your Spectrum* is proud to offer your Spectrum the opportunity to transform itself into a MegaSpectrum. All it needs is *YS MegaBasic*—the inexpensive miracle on cassette.

Professional Computing Power — On A Spectrum


Incorporating many of the best features of Basics found on some of the Spectrum's major rivals (such as the BBC Micro, CBM 64 and Amstrad computers), *YS MegaBasic* gives you the opportunity to unleash power normally associated with machine code!

The program itself uses 19K of RAM, leaving you with 22K to write your own *YS MegaBasic* programs. It may seem as though you've lost a lot of memory, but you'll find you don't need so much code to create on-screen effects with *YS MegaBasic*. Anyway, when was the last time you wrote a program larger than 22K?

At Last! A Real Keyword Entry System

If you've ever suffered from cramp when you're playing double-octaves over the Spectrum's keyboard accessing some of those 'hard-to-get-at' commands ... then despair no longer.

YS MegaBasic incorporates a real single-letter keyword entry system. And before you start thinking this is going to mean more typing, *YS MegaBasic* allows most commands to be abbreviated. For example, you'd type 'RA.' instead of 'RANDOMISE'.



The man behind *YS MegaBasic* — Mike Leaman.

KEY FEATURES OF YS MEGABASIC

- An extended command set. *YS MegaBasic* recognises over 35 new commands, which allow you to access the new features available as well as providing the opportunity to make more of the commands in standard ZX Basic.
- 64 columns of text. Useful for wordprocessing and database applications.
- Three character sizes. Using *YS MegaBasic*, you've now the choice of accessing double-height, standard and half-width characters.
- Three character fonts. *YS MegaBasic* offers three font styles which allow your Spectrum to mimic other machines on the market.
- Windows. You can manage up to six QL-style windows on-screen at any one time.
- Sprites. Using the free *Sprite Designer* package that accompanies each copy of *YS MegaBasic*, you'll be able to design and manipulate up to ten sprites on-screen at once!
- Enhanced sound. Mike Leaman's taken the Spectrum's BEEP command and given it the full Mega-treatment.
- Procedures. Structure your programs and define new commands — it's all here!
- Stippled characters. QL-style stipples allow you to mix colours on-screen to give interesting colour effects.

ZX BASIC?

Sprite Designer — Free With Each Copy Of YS MegaBasic!

Included in the *YS MegaBasic* package, you'll find a special utility program called *Sprite Designer*. Written by Mike Leaman in *YS MegaBasic*, this 11K program is designed to help you create sprites on the Spectrum.

You can have up to ten sprites on-screen at any one time, but if you're careful with memory you can get more!



Here, *YS MegaBasic* is showing off its multifarious character sizes and fonts. Each window contains text in three different sizes: double height, normal height and that used for 64-columns; double height and standard text can be output in three different fonts.



The screen format for the input/output of *YS MegaBasic*. Three windows are provided for input, LISTing and RUNNING programs; under software control, each window's size and purpose can be changed to suit individual requirements.

YS MegaBasic Available only by mail order and only from Your Spectrum

Your Spectrum, *YS MegaBasic*
Offer, SportsScene Specialist Press, 14
Rathbone Place, London W1P 1DE.

YS MEGABASIC PRIORITY ORDER FORM

Thousands of clever *YS* readers have now upgraded their Spectrums to the status of MegaSpectrums with a copy of *YS MegaBasic*. But there are still plenty of you who can't quite believe the claims we've made for the program. Well, you don't have to take our word for it, listen to Tony Wise a reader from North Yorkshire. "Mike Leaman deserves a knighthood for *YS MegaBasic*. It must stand as the classic Speccy program of all time." Need we say more?

How To Order MegaBasic

Just complete the order form below (or a photocopy) and send it off to *Your Spectrum*, *YS MegaBasic Offer*, SportsScene Specialist Press, 14 Rathbone Place, London W1P 1DE. For each copy you'll need to enclose a cheque/Postal Order for £9.95 made payable to SportsScene Specialist Press. We won't give up until a new name makes it to the birthday honours list — arise Sir Michael Leaman!

QTY	ITEM	PRICE	P&P	TOTAL
....	YS MEGABASIC	£9.95	45p

I enclose a cheque/Postal Order for £....., made payable to SportsScene Specialist Press.

Name

Address

..... Postcode

Phone Age

Name

Address

..... Postcode

Phone Age

Please allow 28 days for delivery.


MAGAZINE HEALTH WARNING


Using scissors to cut this coupon may prove hazardous to this issue's health.
Why not use a photocopy instead?


ROAD RUNNER


Beep, beep! Vortex's new game, Highway Encounter goes on the road. Join Ross Holman as he follows the Highway code...


ROAD HOGS


 The cyclops aliens shouldn't cause too many problems. They only change direction if they hit something.


 Naaasty. The discs bob and weave and give the impression that they can home in on you.

 You can move the barrels by pushing or shooting them.

 Eye, eye. These are much nastier as they're programmed to change direction after a random time.

 If you try to shoot the brick walls they just crumble, slowly disintegrating into thin air.

 The blocks can only be moved by shooting them. Nobody pushes them around.

 Hear the one about the wide mouthed frog? — these are related. They change direction after very short random times.

Enter this zone on the central track and prepare for battle. Three one eyed aliens come straight for you but they're pretty thick and can only move in straight lines until they hit something.

With the Vortons tucked up safely, you can advance alone into the next zone. There the first aliens are ready and waiting to be blasted into oblivion.

Your Vortons have run slap bang into the first barrier. You can move the oil drums by pushin' or shootin' 'em, but it's an idea to leave your troops behind them.

ZONE 30

Take out the first one, then rotate to one side and catch another on the run. The last one plus a fourth straggler can be picked off as they return to this zone.

Here they are lining up behind the Lasertron as the master Vortan looks on. And as soon as they're off, get ready to roll yourself — you'll be riding shotgun on the road to Zone zero.

If you're looking for originality, it starts here. You've got four lives but don't expect them to sit patiently at the bottom of the screen — they're coming with you!

No through road! If you don't want to go to the wall, you can blast the brickwork between the flames before trekkin' on through.

A really nice touch and one that sets it apart from the Ultimate games, is that you can move objects and fire from one screen into another. But be careful if you fire behind you — you won't know what you've moved till it's too late.

Don't get too trigger happy here — you can only shift the blocks by shooting them and you don't want to move them too far, do you?

There's an alien here — a particularly vicious disc — but he's playing hide 'n' seek inside the blocks. A sort of out of sight out of mined!

Now you can't hope before it does it be sneaky! Blast you can't see up on the diagonal.

It's all been a summer holiday up till now — from here on the meanies get really mean. Fire into the next zone to zap a few before going in — you'll hear when you hit one.

As you enter this zone, you'll find there'll still be a couple of aliens waiting to shoot their mouths off at you. Stay still and blast them as they move towards you.

It's a real doddle to deal with these mines. Shoot the right hand barrel so that the two mines are bouncing off it. Then shift it over to the left side of the road to trap them.

It's not too tricky to trap the mines once you've used the block on the left to capture the first one. Practice makes sort of perfect.

Luckily the aliens are pretty gormless in this zone. Pull the brakes on just past the raised tiles and pick off as many of the daff as is possible.

Be extra careful if you're on your last life especially if you're pushing the Lasertron. If you're not exactly on the centre line, you'll have had your chips. Line up the centre line with the groove on the Vorton's back.

Now you're getting close but this is the calm before the storm. Best to take a breather here before the final onslaught.

Use the barrels and a pile of bricks to back the mines up against the wall. You can't destroy them, so just keep them out of harm's way.

Make sure this isn't one bridge too far for you — beware the bigmouths on the bulwarks!

Rumours that these aliens were based on Troubleshootin' Pete are completely unfounded. But watch that mouth move!

It's a good idea at this point to belt on back to the beginning and collect your spare lives and the Lasertron. They'll be safe here behind the barrels.

This is a good place to beetle off back down the highway and collect the Lasertron and your spare lives — if you've got any left, of course.

Keep that central zone clear. The Lasertron and the spare Vortons never deviate from the centre path, so make sure nothing comes in their way.

There are hidden nasties here but you can't keep the trap shut forever. Just make sure that you've killed all their comrades before tackling them. A good move is to keep on firing up the left hand edge till you've annihilated the lot.

ZONE 10

ZONE 0

First time out, it's an idea to build up confidence by taking cover behind the walls and zapping the aliens as they come past. Or you can always use the barrel as a shield. Sneaky that!

ZONE 22

At last, an easy screen! Just watch out for the aliens and power on through.

Meet the two-eyed aliens! It's an idea to fire off a few bursts from the previous zone to pick some of them off before you enter this screen. C'mon, make my day punk!

Release the mine by shooting away one of the stacks and then push or shoot the other one so that the mine's trapped against the wall.

Stick to the centre and the first two aliens will zoom past giving you just enough time to stop and shoot 'em. Hah!

The eyes have it. Usually this zone's full of the two-eyed terrors, so wipe them out pronto. Move to either edge of the road and fire along it — they'll meet their deaths like lemmings.

Oh, very tricky — diagonally moving mines! Your best bet is to trap them against the left wall with the barrels from the previous zone.

ZONE 11

This screen's all down to trial and error — and you can expect to make plenty of errors before getting it right. Go on, have another go — just one for the road!

Stay cool and stop as soon as you enter the zone — then you can shoot the aliens in a calm and calculated fashion. And watch out for the tiles — you can't run over them but they make the aliens bounce a bit.

Push the two barrels between the pulsating mines and the brick columns. Then a few quick spurts on the laser and another sector's made safe.

If you make it to this screen on the third time round, you'll really know what it feels like to sweat.

Cooooee, Mr Shifter. You'll need these barrels in the next zone, so don't hang about drinking cups of tea — get shifting!

The end's in sight. Take a quick butchers then bomb off back up the road to collect the Lasertron.

ZONE 1

See what I mean! The best tactic here is to push the right hand barrel up the right edge and fire it diagonally towards the top of the screen to block two or three of the mines.

If you raced through the last screen, you may still find some discs here. And boy, are they mad. Use the glass cubes for cover but be careful that they don't block your shots.

The discs are definitely the deadliest of your enemies so it's an idea to do the dirty on them from a safe distance — like the preceding screen.

Roll out the barrel — or rather blast them onto the next screen where they'll come in useful.

First things first — take care of the discs before doing anything else. And don't forget to take the barrels back to the previous zone.

You'll need more barrels to form road blocks here, so nip into Zone 1 and bring them back here.

The alien spaceship just doesn't stand a chance. But the aliens have one last trick up their sleeve — as soon as the ship's disintegrated, you'll find yourself right back at zone 30 for another go. The only difference is that this time the enemy's even faster and much, much meaner.

Now you can see just how dumb these one-eyed devils really are. They line up and form a guard of honour as the Lasertron goes on its deadly mission.

To trap the mine you'll need to bring a pile of blocks from Zone 7 and then indulge in a spot of diagonal firing. Make sure you trap the mine on the left or your Lasertron won't go through the gap.

Made it! Just get the Lasertron on the square and it's all over for the alien invaders.

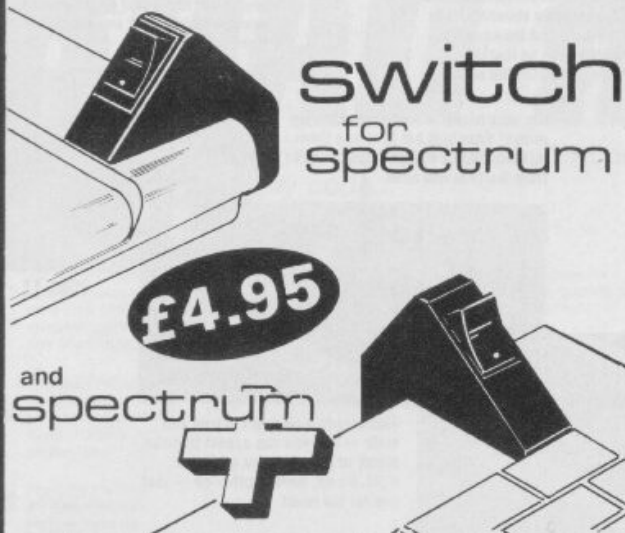
And if you think it still looks easy, just remember that you have to do it all against the clock!

Pow, pow, power. You've only got three shots at any one time but they replenish as soon as each one makes contact.

If you let an alien pass you by, don't be at all surprised if your lives start disappearing while you're not even on the same screen.



on-off
switch
for
spectrum



£4.95

and
spectrum
+

Sick of all your listings and those
loose sheets of info getting
lost!!

DATA BINDERS

Heavy duty,
large capacity
A4 binder with
front and side
pockets.
Printed insert
cards for easy
identification.
Comes complete
with contents
page and
divider sheets.
Colours - Black
or cream to
suit Micro.



£5.95

Name.....
Address.....
.....
.....
.....

YS

... SPECTRUM ON/OFF SWITCHES
@ £4.95 each to suit (please tick) £.....
Spectrum ☐ Spectrum + ☐
... DATA BINDERS @ £5.95 each £.....
My computer is a.....

All prices include post & packing.

Please make cheques payable to TEC Publications, 24 Victoria Rd, Bromsgrove, Worcs, B61 0DW.

Dealer Enquiries Welcome Tel (0527) 74567

THETFORD MICROS

SPECIALIST IN SPECTRUM REPAIRS

21 Guildhall Street,
Thetford,
Norfolk,
Tel: (0842) 61645

Service Department
Unit 4, Leyland Close,
Thetford, Norfolk,
Tel: (0842) 65897

Why wait weeks to get your Spectrum repaired

We at Thetford Micros (Service Dept) have just put into operation a new fully equipped workshop to allow us to keep up our 24 Hours "Guaranteed" repair service on your Sinclair Spectrum computers. We have fully trained staff and our workmanship and repair work is fully warranted to give you the confidence that your micro is in the safest hands. Any first time repairs will be £16.00 + VAT + £2.00 postage and package = total £20.40 for any repair on your computer. We also specialise in the repair of the Spectrum microdrive, Interface I, II and ZX printers at the same standard charge. Payment may be made by cheque, Barclaycard, Access, American Express, or Postal Order. So all you have to do is post your faulty Spectrum to us along with payment and we will do the rest, your repaired Spectrum will be back in the post within 24 hours (we never sleep!) and depending on the post office it will be back with you within 5-6 days. We have already undertaken repairs from all over England and the continent.

We also undertake repair work on Acorn, Commodore, Amstrad, Texas, Dragon etc., at the lowest of prices.

Any problems with your micro phone Pete on the above telephone numbers - I'll be only too pleased to assist.

*We also produce our own Spectrum "48K Upgrade Kits" complete with fitting instructions.
£24.00 (VAT+P&P) inclusive.*

Switchable UHF — composite video can be fitted to your Spectrum for only £14.00+VAT+£2.00 P&P.

Trade enquiries welcome

For Your **SUMMER SAVERS** **SPECTRUM/PLUS**

QuickShot™ II

INCLUDING INTERFACE
PLUGS STRAIGHT INTO SPECTRUM/PLUS

ONLY **£15.99** POST FREE

- TOP + TRIGGER FIRE BUTTON
 - AUTO FIRE MODE
 - KEMPSTON COMPATIBLE
 - STABILIZING SUCTION CUPS
 - SPECTRUM OR PLUS • UNBEATABLE OFFER
- SEND FOR INSTANT DESPATCH




PRICE BREAKTHROUGH **SWITCHABLE JOYSTICK INTERFACE**

ONLY **£12.99** POST FREE

- ALL THREE SYSTEMS AT THE FLICK OF A SWITCH
- 'KEMPSTON' — 'CURSOR' — 'INTERFACE II'
- ACCEPTS ANY 9 PIN JOYSTICK — INCLUDING RAPID FIRE MODELS • SPECIAL OFFER!!

Buy with QUICKSHOT II complete for only **£19.99**
SEND NOW



Now you can create Superb Graphics
easily with the New

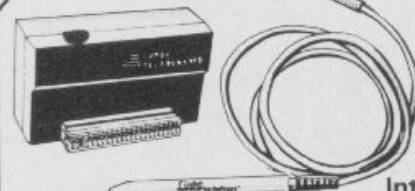
Lightwriter

ONLY **£16.99**
POST FREE
Lightpen comes
complete with

Interface & Software

- Just plug in the Datal Lightwriter and draw circles, squares, rectangles, make superb hand drawings, paint, fill, erase, choose inks, paper, colours. • Save your results into memory (48K) and use in animation or save onto tape to use in your own games. • All functions selected from screen menu with the lightpen.
- Unbeatable value. • Nothing more to buy.

SEND NOW AVAILABLE FOR IMMEDIATE DELIVERY



Digital Sound Sampling Technology.

NOW Available

on your Spectrum

Complete unit and Software
Package

£49.99 POST FREE

• Digital Sound Sampling has only previously been available for large micros and costing at least 10 times the amount. • The Sound Sampler allows you to record 'Digitally' any sound into memory and instantly replay it at any pitch, forwards, backwards, ascending scale, compressed, expanded, with echo, endlessly looped etc. • Supplied complete with Software package to facilitate the above operations, plus on screen 'Voice Prints' + Frequency Plotting. • With on screen keyboard + drum kit a whole symphony could be produced from a single Sample Sound! • This is a professional unit featuring 8 Bit D to ADC converters as used in Digital equipment now sweeping the music world. • Although the unit is not a toy, giving truly astounding results for the musically inclined, we have incorporated a games interface to allow you to use Sound Sampling in your own games etc., so the Sound Sampler would be of interest to everyone.

ALLOW 7 DAYS
TRADE ENQUIRIES WELCOME

24 HR CREDIT
CARD LINE



**DATAL
ELECTRONICS**

UNIT 8, FENTON INDUSTRIAL ESTATE,
DEWSBURY ROAD, FENTON,
STOKE-ON-TRENT
TEL: 0782 273815

ROAD RUNNER HACKER'S GUIDE

There's always someone digging up the road. Well, this time it's **Dave Nicholls** who's taken the tarmac off and started roadworks on **Highway Encounter!**

It's a well known fact that practice makes perfect — and I don't want any sarky comments about why it didn't work for me! Costa Panayi, the programmer of *Highway Encounter*, has certainly been practising since he wrote *Android 1* and he's realised the advantages of a modular structured program. Now, I know I keep going on about structured programming but it really is worthwhile sitting down and thinking things through properly before you start writing. Just imagine writing something like *Alien 8* or *Highway Encounter* using the Basic hack and try technique. It would more than likely need about half a meg of ROM to run — that's if you ever got it going — and you might just finish it before the turn of the century!

Highway Encounter also uses another technique that's becoming increasingly popular — the tabular approach to data storage. Here, there are more tables than in your local MacDonalds — the object tables and the Vorton tables both use a similar format so that the same routines can be used to handle both. These tables only take up about 4K but they contain 260 objects along the road as well as the five Vortons.

The graphics are handled using the now customary 'stick 'em in a buffer and then copy 'em to the screen' method. That does away with the problems of replacing the bits of screen that have been overwritten. Costa has, shock horror, actually used a more efficient method than Ultimate's — instead of rewriting the whole screen every frame, he keeps a separate buffer that flags the character squares that have been changed, and only updates those. That's how he gets the game to run so fast — though the number of calculations involved means that very full screens tend to slow down.

The 3D effect is generated in the usual way, by printing from back to front so that the closer objects hide the ones behind them. To see how this works, take a look at the very flash title

screen. This builds up the name of the game on screen using a series of sprite frames — it's actually the reverse of the 'destruct' sequence for a block.

Highway Encounter avoids all problems with attributes by using the popular method of having only two colours for the moving parts of the screen. But there is a problem with this — in order to produce realistic images, the graphics designer is forced to leave 'holes' in his sprites. OK, so this also happens when normal colours are used but it's usually sorted out by careful palette selection. So, what's the big deal? Well, if a sprite with a hole (no mint jokes, please) passes over a solid background, it'll appear to be transparent and the background will show through.

Let me fill you in on how the problem's solved. Extra info is included with the sprite data that takes the form of a mask and that's where the term 'bit masked' sprites comes from. This tells the routine that puts the sprite on screen which parts of the screen need to be wiped out. That old fave, Boolean logic is used and the whole operation is done using a couple of extra instructions for each byte of data. First, the background is ANDed with the mask — there's a bit set for each pixel that's to be left on — and then ORed with the actual sprite data before being reloaded into the screen or buffer. By the way, these are real ANDs and ORs not the ones used in Basic. It's usual to leave a one pixel border round the sprite so that it stands out clearly. The disadvantage is that you need a mask for every sprite frame so the amount of data is doubled. But as you can see from *Highway Encounter*, the results are well worth it. If you want to find out more about masks, have a look at Chris Wood's article in this issue.

And now you're wondering why there are no POKES for *Highway Encounter*. Well, Vortex has told us that they intend to remaster the game every thousand copies and change some of the data. That means that any POKES we print now are bound not to work for the version you've just bought. But keep your eyes on Hacking Away — someone's bound to send in different sets of POKES for you to try out on your copy.

SECOND OPINION

So, you used to be indecisive, but now you're not so sure, eh? Fortunately, Chris Somerville has come to your rescue with a program that'll help you reach some more definite conclusions.

Has anyone seen an executive toy on the market called a Decision Maker? It's battery operated and delivers, at the press of the button, helpful advice in the form of a randomly generated Yes, No or Maybe. Without any help from it at all, I came to my own decision not to buy one.

Mind you, I still reckon that a computer can be really useful in helping in the process of decision-making. That's why I've written a program that'll help you arrive at a logical decision in any situation where multiple choices are involved and where there are many factors to be taken into consideration. What's the next piece of software that you're going to buy, where are you going on holiday and should it be the Porsche or the Roller this year? It's just so hard to choose — until now!

HOORAY FOR ARRAYS

The first task is to set up two string arrays to hold the possible Choices and the Factors that'll affect them. And as we can't appreciate just how many they'll be in any given problem, it's fortunate that on the Speccy we can DIMension the arrays from within the program, changing

their size as needs be. That means that although line 160 sets up two temporary arrays of ten elements, they can grow as large as you require. It works like this — the various Choices are lodged in duplicate, AS(1) = BS(1) and so on, and a count is kept as you enter each Choice. If the count reaches the limit of the array, then one array can be re-DIMensioned to accommodate additional information, while all the info you've already entered is safely held in the duplicate array.

Eventually, the Choices finish up in a correctly DIMensioned CS() and then AS() and BS() are re-used to collect the Factors which end up in FS(). And don't worry about muddling up your Factors and your Choices as you'll be prompted throughout the program.

Of course, there's one decision this program can't make for you — whether or not to type it in. You're just going to have to make your own mind up on that one. But I reckon if you're hesitating, then you're just the type of person who needs this very program. Then again, you could always save yourself the hassle and buy this month's DigiTape. Oh, decisions, decisions!

Don't delay the decision — type the listing in now! It's never too late to call in a second opinion!

```
10 CLS : PRINT AT 10,0;"
PLEASE WAIT A MOMENT"
20 RESTORE
```

Lines 10-30 These lines ask you to wait a second while the set-up is taking place and then create a formula to make sure input is in upper case.

```
30 DEF FN B$(X$)=CHR$(CODE X$
-32*(X$>"a")): REM
Ensures Upper Case Entry of INK
EY$
40 REM DATA for Display Headin
g
50 DATA 128,139,131,133,131,13
0,137,134,132,131,136,142,133,13
3,131,136,128
60 DATA 137,134,133,131,136,13
8,142,133,133,132,131,136,142,13
3,128,128
70 DATA 129,136,133,140,128,13
8,128,133,128,138,138,135,133,12
8,138,128
80 DATA 138,133,133,140,130,13
8,138,135,133,133,128,138,138,13
5,128,128
90 DATA 140,141,133,140,136,13
4,137,129,140,130,138,133,133,14
0,130,128
100 DATA 134,137,133,128,128,13
8,138,133,133,129,140,130,138,13
3,128
```

Lines 40-100 These lines contain the data for the display heading.

```
110 REM read DATA to create Q$
120 LET R$="": FOR I=1 TO 32: L
ET R$=R$+CHR$(131): NEXT I
130 LET Q$="
": FOR I=1 TO 96: R
EAD N: LET Q$=Q$+CHR$(N): NEXT I:
LET Q$=Q$+"
"
140 GO TO 260
```

Lines 110-140 This section of the program reads in the data from the previous lines to create the string Q\$.

```
150 REM Set up temporary arrays
since size of required arrays
unknown.
160 LET A=10: DIM A$(A,29): DIM
B$(A,29)
170 FOR I=1 TO A: GO TO 190
180 FOR I=A-9 TO A
190 INPUT AT 20,0;A1 10,0;(D$);
(I);(" and Press "; INK 7; PAPER
2;"ENTER"):( INK 0;CHR$ 143;CHR
$ 143);I$
200 IF I$="" THEN GO TO 190
210 IF I$="stop" OR I$="STOP" T
HEN I LET NUMBER=I-1: GO TO 250
220 LET A$(I)=I$
230 IF I=A THEN FOR J=1 TO A:
LET B$(J)=A$(J): NEXT J: LET A=A
+10: DIM A$(A,29): FOR J=1 TO A-
10: LET A$(J)=B$(J): NEXT J: DIM
B$(A,29): GO TO 180
240 BEEP .1,20: NEXT I
250 RETURN
```

Lines 150-250 Subroutine which sets up the temporary arrays prior to the full size of data file being known.

```
260 BORDER 7: PAPER 7: INK 9: C
LS
270 PRINT PAPER 4: INK 3;Q$
280 PRINT AT 6,0;" Your DECISI
ON will be one of several p
ossibilities or C
HOICES
290 PRINT AT 11,1: PAPER 6: INK
9;" TYPE EACH CHOICE BRIEFLY, U
SE";AT 12,1;" UP TO A SINGLE LI
NE OF TEXT.": PRINT " THEN P
RESS THE "; PAPER 2;"ENTER";: PR
INT " KEY"
300 PRINT AT 19,0;" WHEN YOU HA
VE ENTERED ALL THE CHOICE
S, TYPE ""STOP""
310 PRINT /1;" PRESS ANY LETT
ER TO START": PAUSE 0
320 LET D$="TYPE CHOICE No.": G
O SUB 160: REM TO create array o
f choices.
```




```

330 LET CHOICENO=NUMBER: DIM C$(
NUMBER,29): FOR J=1 TO NUMBER:
LET C$(J)=A$(J): NEXT J
340 LET D$="TYPE FACTOR No.": P
APER 6: BORDER 6: CLS: PRINT P
APER 7: INK 2:Q$
350 PRINT AT 6,0;" Your DECISIO
N will be governed by one of
several FACTORS which have
to be taken into cons
ideration."
360 PRINT AT 11,1: PAPER 4: INK
7;" TYPE EACH FACTOR BRIEFLY, U
SE:AT 12,1;" UP TO A SINGLE LIN
E OF TEXT. ": PRINT " THEN P
RESS THE ": PAPER 2:"ENTER": PR
INT " KEY"
370 PRINT AT 19,0;" WHEN YOU HA
VE ENTERED ALL THE FACTORS
, TYPE ""STOP""
380 PRINT 1;" PRESS ANY LETT
ER TO START": PAUSE 0
390 GO SUB 160: REM To create A
rray of Factors
400 LET FACTORNO=NUMBER: DIM F$(
NUMBER,29): FOR J=1 TO NUMBER:
LET F$(J)=A$(J): NEXT J
410 CLS
420 PRINT INVERSE 1:Q$
430 PRINT AT 5,0;" SOME FACTO
RS MAY BE MORE IMPORTANT
T THAN OTHERS": PRINT " PRES
S THE NUMBER OF THE FACTOR
YOU CONSIDER THE MORE
IMPORTANT OF:--": DIM F(FACTORNO)
440 PRINT AT 19,0;" PRESS ": PA
PER 1: INK 7:"SPACE": PAPER 8: I
NK 8;" IF YOU CONSIDER THEM
OF EQUAL IMPORTANCE"

```

Lines 260-440 This routine prints the instructions for the program.

```

450 REM Assign strengths to fac
tors, compare each with each
other.
460 FOR I=1 TO FACTORNO: LET F(
I)=1: NEXT I
470 FOR I=1 TO FACTORNO
480 FOR J=1 TO FACTORNO: IF J<=
I THEN NEXT J
490 IF I>FACTORNO THEN GO TO 6
10
500 IF J>FACTORNO THEN NEXT J
510 IF I=FACTORNO AND J=I THE
N GO TO 610
520 LET M$=CHR$(I+64): LET N$=
CHR$(J+64): REM Use Alphabetic
rather than Numeric characters f
or INKEY$ Input since I or J
could exceed 9 and thus be two d
igits.
530 PRINT AT 12,0: BRIGHT 1:M$:
BRIGHT 0: PAPER 2;" ":F$(I): PR
INT : PRINT BRIGHT 1:N$: BRIGHT
0: PAPER 4;" ":F$(J)
540 IF INKEY$<>"" THEN GO TO 5
40
550 LET I$=INKEY$: IF I$="" THE
N GO TO 550
560 IF I$=CHR$ 32 THEN GO TO 6
00
570 LET I$=FN S$(I$): REM Ensur
e in Upper Case
580 IF CODE I$<>64+J AND CODE I
$<>64+I THEN GO TO 550
590 LET X=CODE I$-64: LET F(X)=
F(X)+1
600 BEEP .1,50: NEXT J: NEXT I
610 LET N=FACTORNO
620 FOR J=1 TO N-1: FOR K=1 TO
N-J
630 IF F(K)<F(K+1) THEN LET T=
F(K): LET F$(K)=F$(K+1): LET F(K+
1)=T: LET F$(K+1)=T$
640 NEXT K: NEXT J

```

Lines 450-640 This assigns the strength of each factor and then compares within each other to see which comes out on top. Notice that alphabetic characters have been used rather than numeric so the choices can exceed ten within the limits of INKEY\$.

```

650 CLS
660 PRINT INVERSE 1:Q$
670 PRINT AT 5,0;" IF THE ON
LY FACTOR UNDER CONSIDERATION

```

DECISION TIME

Pretty obviously, the computer can't really make your mind up for you. What it can do is help you to organise your thoughts by forcing you to follow a certain logical procedure. And it does this by breaking down a large complex analysis into a series of simple decisions.

SECOND OPINION

SOME FACTORS MAY BE MORE IMPORTANT THAN OTHERS. PRESS THE NUMBER OF THE FACTOR YOU CONSIDER THE MORE IMPORTANT OF. -

A Cost
B Sunshine

PRESS SPACE IF YOU CONSIDER THEM OF EQUAL IMPORTANCE

As you can see here, you're only ever presented with the Factors involved in a decision, in pairs. You're then asked to indicate their relative importance. Since each Factor is sequentially compared with every other Factor a numerical strength can be allocated to each. This is where the computer scores over the usual muddled, fuddled human activity that masquerades as thinking. A good example of this is those classic compos you'll have seen in *YS*, for instance. You know, the ones where you have to list in order of importance all the attributes of a particular product. You usually end up like a mental contortionist as you compare each attribute with the whole list.

Now say the attributes were all entered as Factors in this program, well then you'd only have to compare each one with one other and make a decision as to its relative importance.

RATION WAS:-"

```

680 PRINT AT 11,0;" WHICH C
HOICE WOULD BE PR
EFERABLE?"
690 PRINT AT 20,0;" PRESS NUMBE
R WHICH SEEMS BEST OR PRESS
": PAPER 1: INK 7:"SPACE": PAPE
R 8: INK 8;" IF EQUAL"
700 REM Consider each Choice in
relation to a single Factor.
710 DIM C(CHOICENO): FOR I=1 TO
CHOICENO: LET C(I)=1: NEXT I
720 FOR I=1 TO FACTORNO
730 PRINT AT 8,1:F$(I)
740 IF I>1 THEN FOR K=1 TO 10:
PRINT AT 9,0: OVER 1:R$: BEEP .
1,10+K: NEXT K
750 FOR J=1 TO CHOICENO
760 LET M$=CHR$(64+J): REM Alp
habetic, not numeric
770 IF J=CHOICENO THEN PRINT A
T 14,0: BRIGHT 1:M$: BRIGHT 0;"
":C$(J) BRIGHT 1:"A": BRIGHT 0:
" ":C$(1): GO TO 790
780 PRINT AT 14,0: BRIGHT 1:M$:
BRIGHT 0;" ":C$(J) BRIGHT 1:CH
R$(J+65): BRIGHT 0;" ":C$(J+1)
790 IF INKEY$<>"" THEN GO TO 7
90
800 LET I$=INKEY$: IF I$="" THE
N GO TO 800
810 IF I$=CHR$ 32 THEN GO TO 8
60
820 LET I$=FN S$(I$): REM Ensur
e in Upper Case
830 IF J=CHOICENO THEN IF CODE
I$<>64+J AND I$<>65+J THEN GO T
O 800
840 IF J<>CHOICENO THEN IF COD
E I$<>64+J AND CODE I$<>65+J THE
N GO TO 800
850 LET X=CODE I$-64: LET C(X)=
C(X)+(1/F(I))
860 BEEP .1,30: BEEP .1,10: NEX
T J
870 NEXT I
880 CLS: PRINT Q$: LET N=CHOIC
ENO

```

Lines 650-880 This routine asks you to type in your preferences to certain factors — from this a decision can be calculated.

```

890 REM Total Numeric array rel
ative to Choice array. Sort
numerically and then convert to
approximate percentage ratings.

```

The end result would be a list automatically in logical order of importance and most important of all it would still be firmly based on human judgement.

SECOND OPINION

IF THE ONLY FACTOR UNDER CONSIDERATION WAS:-

COST

WHICH CHOICE WOULD BE PREFERABLE?

A London
B Paris

PRESS NUMBER WHICH SEEMS BEST OR PRESS SPACE IF EQUAL

Once you've covered the Factors, it's just a question of selecting the better Choice of two when only one Factor is involved.

Each separate preference is recorded, scored and modified by the strength, which you've previously established, of the Factor involved. Then finally, the Choices are sorted using the Choice score number array C(). The end result is displayed in the form of the three best Choices, and the worst, with the scores given as a percentage.

SECOND OPINION

CONSIDERING THE CHOICES AVAILABLE IN RELATION TO THE FACTORS INVOLVED

BEST CHOICE (65%)
Florida
SECOND CHOICE (15%)
London
THIRD CHOICE (10%)
Blackpool
WORST CHOICE (10%)
Paris

```

900 FOR J=1 TO N-1: FOR K=1 TO
N-J
910 IF C(K)<C(K+1) THEN LET T=
F(K): LET F$(K)=F$(K+1): LET C(K)=C(K
+1): LET C$(K)=C$(K+1): LET C(K+
1)=T: LET C$(K+1)=T$
920 NEXT K: NEXT J
930 LET TOT=0: FOR I=1 TO CHOIC
ENO: LET TOT=TOT+C(I): NEXT I
940 LET ADJ=100/TOT
950 FOR I=1 TO CHOICENO: LET C(
I)=C(I)*ADJ: LET C(I)=INT (C(I)+
.5): NEXT I
960 PRINT AT 5,0;" CONSIDERI
NG THE CHOICES AVAILABLE I
N RELATION TO THE FACTOR
S INVOLVED"
970 PRINT
980 PRINT " BEST CHOICE:"
("":C(1):"%"): PRINT BRIGHT 1:
C$(1)
990 PRINT " SECOND CHOICE
":("":C(2):"%"): PRINT C$(2)
1000 IF CHOICENO>3 THEN PRINT "
THIRD CHOICE ("":C(3):"%")
: PRINT C$(3)
1010 IF CHOICENO>3 THEN PRINT "
WORST CHOICE ("":C(CHOICEN
O):"%"): PRINT C$(CHOICENO)
1020 PRINT 1: PAPER 3;" PRESS
ANY LETTER TO CONTINUE "
1030 IF INKEY$="" THEN GO TO 10
30
1040 CLS: PRINT D$: PRINT AT 5,
0;" FOR ADDITIONAL CONFIRMATION
IT IS OFTEN HELPFUL TO RE-RU
N THE PROGRAM WITH THE SAME
CHOICES AND FACTORS BUT
WITHOUT DELIBERATELY
TRYING TO INFLUENCE YOUR
ORIGINAL RESPONSES."
1050 PRINT AT 15,0:"PRESS ""R""
TO RE-RUN THE PROGRAM"
1060 PRINT "PRESS ""S"" TO STOP"
1070 PRINT AT 21,0;" 1984 C
hris Somerville"
1080 IF INKEY$<>"" THEN GO TO 1
080
1090 IF INKEY$="" THEN GO TO 10
90
1100 IF INKEY$="r" OR INKEY$="R"
THEN GO TO 260
1110 STOP

```

Lines 890-1110 This is the end of the program where the answers and decisions are all printed up.

SPECTRUM ADVENTURES

Here are two new offerings from the pioneers of the adventure game. Peter Freebrey checks 'em out to see if they're still ahead of the field.

You are on a parquetry landing, to your west a fine mahogany staircase, with an ornate banister sweeps down to an oak-panelled hallway. To the north lies the entrance to a bedroom, another entrance lies to the east and a locked door leads to the south wing.

You are in the master bedroom, despite the richness of the bed and the oriental corner underfoot, the room is sparsely decorated. An indefinable atmosphere permeates the room, as if some great tragedy once occurred here. Tall, sash windows face north and west. Large double doors open to the south.

Here you can see —

A blanket.

get blanket.

A stately setting which befits this authentic adventure. The blanket can hardly be classified as a 'valuable treasure', but Mordon's a funny chap, he'll probably find a use for it!

MORDON'S QUEST Melbourne House/£6.95

So, Melbourne House claims that this, their latest text-only adventure comes from the same authors as *Classic Adventure*... same programmers, yes, but it's certainly not written by that famous duo, Crowther and Woods, who started us all off way back, with their *Colossal Caves* — of which *Classic Adventure's* a very good copy.


So, following this gripe about the hype, I've got to admit that *Mordon's Quest* ain't all bad and should keep you occupied for many hours.

What's the plot, then? Well, fairly novel really — you've been chosen to save the world by finding and returning a number of strange devices to

Mordon. Your quest takes you through many different times and cultures where you'll pick up other valuable treasures — a sort of mythical antiques roadshow!

Follow the usual adventurers guidelines and you won't go far wrong. Map your progress from the start, try all directions and if you get lost in the fog, pop back indoors for a breather.

You'll find that the puzzles are all pretty logical and combined with the large number of locations and vocabulary, you won't get that 'I've wasted my money' feeling. Oh, and one last tip — remember that the sword is sometimes mightier than the pen!



You can't move that way, what now? You are in a ruined stone house, scarcely more than a heap of rubble, though a deep alcove survives in the remains of one overgrown wall. This house seems an ideal place to cache your loot. The only exit is north to a grassy mound. You can see an axe and a lamp.

You can stash the cash safely in this run down, ruined shack, but don't hang around shivering, there's a whole world of Magik to be discovered out there...

RED MOON Level 9/£6.95

How do they do it? It seems that every game Level 9 brings out is better than the last. This is their third truly graphical adventure and it's easily the most brilliant yet. There are, hold your breath, over 200 piccies and although you can turn them off if you want to race through at top speed, it hardly makes a difference with this game. You can even type in your next instruction while the pictures are being drawn.

Your aim in the game is to track down and take back the *Red Moon Crystal*. The text is as descriptive as ever and there's the usual sprinkling of Level 9's wacky humour.

As you may have gathered, I reckon this is a pretty magic game but it also has the added attraction of real Magik. So, in addition to the usual commands, there are a number in the format, CAST XXXX. Now, you can teleport, locate objects, look into nearby rooms and so on.

This game will occupy adventurers with a wide range of skills — the beginner will have plenty to explore without becoming too frustrated, while hardened head-bangers will find plenty to frustrate them!

If I were to rate *Red Moon* on a scale of one to a hundred this would be up there in the nineties. Go on, treat your friends to a quiet week or two!

Is this a record? John Wilson of Rochdale has sent in so many clues that we've now repapered the walls of Castle Rathbone with his reams and reams of printer paper. And there, just above the nasty stain on Troubleshootin' Pete's desk, oops that is 'Troubleshootin' Pete, are John's tips for *Witch's Cauldron*. So, fasten your broomstick belts and prepare for a quick spin if you're having trouble changing from ape to man.

On top of the cupboard is a jar with a key inside that opens the south door. In the hall of Mirrors lies a large key that'll let you leave the hall if you go S-E-E-S-W-W-S-E-N-W-N-E-N OPEN EAST DOOR. To make the change you'll need the ten pence piece, a lock of lion's hair, the red bow and the gold coins. Now lay your hands on a wand by taking the magic dust from the chest at the top of the laundry stairs and then it's off to the wall of flame in the cellars where you must THROW MAGIC DUST OVER FLAMES. Then nab the pencil. Now beetle back to the cauldron (go out of the window and along a ledge) and WAVE. Find your way to the beach and say the password — COVEN. Success at last! Perhaps this'll be of some help to Bob Calliton of Brentwood — he's been stuck on it for the last five months!

Mind you, if the game's still making a monkey out of you — just get in touch with John. And his talents extend way beyond the one game. As he says rather modestly in his letter (this bit's just to the left of the Ed's ear), "Compared to me, the rest are mere amateurs!" Perhaps he'll help paper your walls too!

Another John, John Rundle of Aldershot has been almost as busy. But first a bit of biology — how do you stop a gremlin from reproducing? The answer is keep him away from water, so make sure you drain the swimming pool. Well, would you want to go swimming after a gremlin had been in there? If you're having trouble locating the Gizmo in *Gremlins*, he's in the chute — and you can open that by using the remote control twice, then twice again and once more for luck.

Now, James Webb has set sail with *Erik the Viking* from his home in Co. Tipperary. (Mmmm, that's a long way to

go! Ed). But he warns fellow Norsemen to find the needle in the haystack pretty smartish or your sails'll rip and your days of pillage and plunger will be over.

That's it for another month. But don't forget to send in your hints, or pleas for help to Give Us A Clue, *Your Spectrum*, 14 Rathbone Place, London W1P 1DE. And if there isn't room on the page for your name and address, don't despair. You can keep on trying or better still, get in touch with someone who can offer help on the game that's currently causing you nightmares. Just think of all those YS readers dying to hear from you — but do try to send them an sac or they may not be able to reply.

KINGS OF THE CASTLE

Tir-Na-Nog, Ground Zero, Knight's Quest, Se-Kaa of Assiah, Witch's Cauldron, Jewels of Babylon, King Arthur's Quest, Wrath of Magra, Heroes of Karn.

John Wilson, 26 Spotland Tops, Cutgate, Rochdale, Lancs. L12 7NX.

The Hobbit, Witch's Cauldron, Valhalla, Hampstead, Gremlins, Forest At The World's End, Colditz, Lords of Midnight.

John Rundle, 26 Western Road, Aldershot, Hants.

Erik the Viking, Ten Little Indians, System 15000, Snowball, Lords of Time.

James Webb, 21 Ballycraggan, Puckane, Co. Tipperary, Ireland.

Hulk, Spiderman. (But still lost in *The Hobbit* and *Twin Kingdom Valley*)

Graham Thomas, 14 Simpson Street, Stanely, Co. Durham DH9 0PF.

Pyjamarama

Jason Goodall, 334 Parkmill Close, Corringham, Essex. SS17 7JR.

Twin Kingdom Valley

Stewart Robinson, 184 Nuncargate Road, Kirby In Ashfield, Notts NG17 9EA.

Ship of Doom, Invincible Island, In Search Of Angels.

Steve Lodey, 1 Cumberland Close, Felixstowe, Suffolk IP31 9ST.

Emerald Isle. Jack Lockerby, 44 Hyde Place, Aylesham, Canterbury CT3 3AL.

Emerald Isle. Return To Eden, Lords of Time, Dungeon Adventure. Mr. M Kerr, 27 Eddington Grove, Chapel House Estate, Newcastle, NE5 1JG.

DOWN IN THE DUNGEONS

Witch's Cauldron

Bob Callinton, 15 Wingway, Brentwood, Essex CM14 4XW.

Mugsy — 'How can I get a contract?' Anders Wihlgard, Klackvagen 7A, 852 54 Sundsvall, Sweden.

Bored of the Rings — 'How do I get past the Morona Gate?' June Wilson, 41 Victoria Road, Barrhead, Glasgow G78 1NQ.

Dun Darach — 'How do I get a job?' R Brand, 15 Cavendish Meads, Sunninghill, Ascot, Berks SL5 9TB.

Valkyrie 17 — 'Where's the shaving foam?' Erik Thelander, Bergsgaten 16, 11223 Stockholm, Sweden.

GENERAL ENQUIRIES
TELEPHONE
0924-402337

THOUGHTS & CROSSES

37 MARKET STREET, HECKMONDWIKE, WEST YORKS.

24hr CREDIT CARD
ORDERS TEL:
(0924) 409753

Shop Hours 9 am — 5 pm Mon — Sat

File	Company	Price	File	Company	Price	File	Company	Price	File	Company	Price
Crash Busters	Activision	8.10	Crash Pilot	Digital	7.15	Red Moon	Company	6.25	Horizon & the Spiders	Sinclair	3.50
Crash II	Activision	8.10	Dustbin	DK Tronics	4.50	Penumbra Eden	Level 9	8.90	Horace Goes Swang	Sinclair	3.00
Crash III	Activision	8.10	Golf	DK Tronics	2.50	Snowball	Level 9	8.90	Hungry Horace	Sinclair	3.50
Crash IV	Activision	8.10	Musicals	DK Tronics	3.50	Fire on the Water	Level 9	8.90	Mad Cat	Sinclair	3.50
Crash V	Activision	8.10	Musicals	DK Tronics	3.50	Flight from the Dark	Level 9	8.90	Mad Cat	Sinclair	3.50
Crash VI	Activision	8.10	Musicals	DK Tronics	3.50	Confrontation	Level 9	8.90	Mad Cat	Sinclair	3.50
Crash VII	Activision	8.10	Musicals	DK Tronics	3.50	Confrontation	Level 9	8.90	Mad Cat	Sinclair	3.50
Crash VIII	Activision	8.10	Musicals	DK Tronics	3.50	Confrontation	Level 9	8.90	Mad Cat	Sinclair	3.50
Crash IX	Activision	8.10	Musicals	DK Tronics	3.50	Confrontation	Level 9	8.90	Mad Cat	Sinclair	3.50
Crash X	Activision	8.10	Musicals	DK Tronics	3.50	Confrontation	Level 9	8.90	Mad Cat	Sinclair	3.50
Crash XI	Activision	8.10	Musicals	DK Tronics	3.50	Confrontation	Level 9	8.90	Mad Cat	Sinclair	3.50
Crash XII	Activision	8.10	Musicals	DK Tronics	3.50	Confrontation	Level 9	8.90	Mad Cat	Sinclair	3.50
Crash XIII	Activision	8.10	Musicals	DK Tronics	3.50	Confrontation	Level 9	8.90	Mad Cat	Sinclair	3.50
Crash XIV	Activision	8.10	Musicals	DK Tronics	3.50	Confrontation	Level 9	8.90	Mad Cat	Sinclair	3.50
Crash XV	Activision	8.10	Musicals	DK Tronics	3.50	Confrontation	Level 9	8.90	Mad Cat	Sinclair	3.50
Crash XVI	Activision	8.10	Musicals	DK Tronics	3.50	Confrontation	Level 9	8.90	Mad Cat	Sinclair	3.50
Crash XVII	Activision	8.10	Musicals	DK Tronics	3.50	Confrontation	Level 9	8.90	Mad Cat	Sinclair	3.50
Crash XVIII	Activision	8.10	Musicals	DK Tronics	3.50	Confrontation	Level 9	8.90	Mad Cat	Sinclair	3.50
Crash XIX	Activision	8.10	Musicals	DK Tronics	3.50	Confrontation	Level 9	8.90	Mad Cat	Sinclair	3.50
Crash XX	Activision	8.10	Musicals	DK Tronics	3.50	Confrontation	Level 9	8.90	Mad Cat	Sinclair	3.50
Crash XXI	Activision	8.10	Musicals	DK Tronics	3.50	Confrontation	Level 9	8.90	Mad Cat	Sinclair	3.50
Crash XXII	Activision	8.10	Musicals	DK Tronics	3.50	Confrontation	Level 9	8.90	Mad Cat	Sinclair	3.50
Crash XXIII	Activision	8.10	Musicals	DK Tronics	3.50	Confrontation	Level 9	8.90	Mad Cat	Sinclair	3.50
Crash XXIV	Activision	8.10	Musicals	DK Tronics	3.50	Confrontation	Level 9	8.90	Mad Cat	Sinclair	3.50
Crash XXV	Activision	8.10	Musicals	DK Tronics	3.50	Confrontation	Level 9	8.90	Mad Cat	Sinclair	3.50
Crash XXVI	Activision	8.10	Musicals	DK Tronics	3.50	Confrontation	Level 9	8.90	Mad Cat	Sinclair	3.50
Crash XXVII	Activision	8.10	Musicals	DK Tronics	3.50	Confrontation	Level 9	8.90	Mad Cat	Sinclair	3.50
Crash XXVIII	Activision	8.10	Musicals	DK Tronics	3.50	Confrontation	Level 9	8.90	Mad Cat	Sinclair	3.50
Crash XXIX	Activision	8.10	Musicals	DK Tronics	3.50	Confrontation	Level 9	8.90	Mad Cat	Sinclair	3.50
Crash XXX	Activision	8.10	Musicals	DK Tronics	3.50	Confrontation	Level 9	8.90	Mad Cat	Sinclair	3.50

All prices include postage, packing and VAT. Please order stating, 1) Program Required, 2) Amount Enclosed, 3) Name and Address, 4) Type of computer. European Orders — no extra cost (VAT=Delivery). Worldwide orders — £1 extra per tape. B.F.P.O — 13% discount shown.

HISOFT

High Quality Microcomputer Software

Product Price Table

Machine Product	Spectrum	Amstrad	MSX	CP/M	QL
Pascal	25.00	29.95	29.95	39.95	
Devpac	14.00	21.95	19.95	39.95	19.95
C	25.00	34.95		*	(MON QL)
Ultrakit	9.45				
Font64		7.95			(Font designer/screen dump)
The Knife		12.95			(CP/M disc editor)
The Torch		12.95			(CP/M disc Tutorial)

All prices in £ sterling. *Coming soon!

We produce and market a wide range of high quality, professional and well-documented software packages for the popular home micros. Our type of software is becoming increasingly more popular as people get tired of zapping aliens and want to put their brains to work: learning new computer languages (Pascal, C, Devpac), investigating their computer's power (The Knife, The Torch) or being artistic (Font64), we have it all. Please feel free to write to us or 'phone for full technical details of any of our products. The above prices are fully inclusive and you can order directly from us or through your local computer shop.

Programmers: we are currently seeking to engage an experienced programmer to join our team in Dunstable. Please contact Sue on (0582) 696421 for further details.

These's what other people say about HiSoft Software:

Our Customers:

- C** "more addictive than any arcade game" R. Walker
Devpac80 "a brilliant piece of software" A. Brown
Ultrakit "a great acquisition" J. Le Page

The Press:

- Pascal** "if you wish to teach yourself Pascal ... you won't go far wrong to buy HiSoft's Pascal" PCF 1/84
Devpac "it is impossible to recommend any other development package for the Spectrum" ECM 4/84
C "the most welcome addition to the Spectrum catalogue since Sinclair introduced the Microdrives" Sinclair User 12/84
Font64 "the manual is clear ... very simple to use" PCT 7/85

These are only a few of the glowing comments that we have on file showing that user and critic alike find HiSoft software offers a refreshing change of style.

HISOFT

180 High Street North,
Dunstable, Beds. LU6 1AT
Telephone (0582) 696421

SILVER RANGE... Seeing is believing



This is the **STOCKERY**. A spotless-ly clean compartment dazzlingly painted white. (N,E,W)
I can also see:-
MEDICINE CABINET


Give me your command.

INVE


I have with me:-
LARGE VEGETABLE STRAINER (worn)
PORTABLE VACUUM CLEANER

I'm ready for your instructions.


SUBSUNK Adventure with Graphics
Trapped on the sea bed in a scuppered submarine



SHORT'S FUSE Arcade/Strategy
Sam Short secret agent versus Boris and his bombs



DON'T PANIC Arcade/Strategy
Amusing and challenging, a game with a difference



DON'T BUY THIS! Compilation
Five of the worst games you have ever seen

FIREBIRD SILVER CATALOGUE

SPECTRUM 16K/48K

- 006 **RUN BABY RUN** Arcade
Multi-car cop chase and shoot-out
- 035 **DON'T PANIC** Arcade/Strategy
Amusing and challenging, a game with a difference

SPECTRUM 48K

- 008 **VIKING RAIDERS** War Game
A test of strategy against the computer or friends
- 012 **THE WILD BUNCH** Strategy/Adventure
Accused of murder, hunt the real killer
- 014 **MR FREEZE** Arcade/Strategy
Six compartments, each tougher to de-ice

- 016 **BOOTY** Arcade/Adventure
Twenty holds full of pirate loot
- 031 **SUBSUNK** Adventure with Graphics
Trapped on the sea bed in a scuppered submarine
- 033 **THE HELM** Adventure
An amusing, stylish text adventure
- 036 **SHORT'S FUSE** Arcade/Strategy
Sam Short secret agent versus Boris and his bombs
- 037 **HELICOPTER** Arcade
Fast and smooth multi-screen action
- 040 **DON'T BUY THIS** Compilation
Five of the worst but funniest games you have ever seen
- 043 **FAHRENHEIT 3000** Arcade/Strategy
Sixty four screens to meltdown

£2.50 each.

MAIL ORDER

Please state name of game (and machine) and numbers required. Enclose crossed cheque/PO made payable to FIREBIRD SOFTWARE. All offers are subject to availability. Orders are despatched promptly. All prices inclusive of VAT and postage.

**MAIL ORDER: *FREEPOST FIREBIRD,
WELLINGTON HOUSE,
UPPER ST. MARTIN'S LANE,
LONDON WC2H 9BR**

*No stamps required

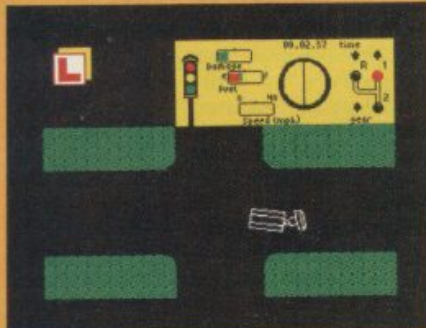
Firebird and the Firebird logo are trademarks of British Telecommunications plc.



FIREBIRD SOFTWARE, WELLINGTON HOUSE, UPPER ST. MARTIN'S LANE, LONDON WC2H 9DL. TEL: 01-379 6755/5626

It's all change again this month as we say goodbye to the irrepressible Roger Willis — you haven't heard the last of him though, you can be sure of that — and welcome Dougie Bern in his place. He joins the other two joystick jurors, Rick Robson and Ross Holman as they pass judgement on all the latest games.

It's all change on the scoring system too! Out go the hits and misses and the score out of five. So that the joystick jurors can draw more subtle distinctions between games, they're now giving the scores out of ten. If there's anything else you think they should be telling you, let 'em know!



JUGGERNAUT CRL/£9.95

Dougie: It must be everyone's dream to drive a massive juggernaut around the streets ... but if this game's anything to go by, there were extremely lucky pedestrians out there the day I made the decision *not* to get behind the wheel.

Once you've had a good drive around in practice mode (the easy bit), you're ready for the real thing. You're trucking for McNab & Sons, a company that deals in coal, oil, fruit and veg, and timber. Random targets are set up for how much of each commodity you've got to go and collect, and you're now ready to head off into the maze of streets; the street map is generated randomly and the pick-up points are different each time.

Handling the two forward and one reverse gears are tricky, and manoeuvring a juggernaut around the roundabout with the steering wheel can be a scream.

Re-fueling and undoing the truck's damage is done at the garages, and you can even 'phone up for help once per game if you can't find a particular commodity. One useful feature is being able to toggle between the street map and the road screens if you get lost ... I mean, have you ever tried to read an A-Z whilst

driving a juggernaut at 40mph round a tight corner?

Don't try and look over someone's shoulder to try and find out what the game's like — this is one that you'll have to sit down and play before you find out how absorbing it is. The vector graphics are clever, although sprites might have been nicer. But what the hey, it's a great game. **8/10**

Rick: The GLC only let you play this during the day. Just as well as it takes a while to master this lorry and its load. Top gear if trucking's the name of your game, but I managed to melt several Yorkies before I got the truck rolling 10/4? **5/10**

Ross: It's a bit tricky to master the controls, but once done this is a game to spend a good few hours with. Good smooth graphics and lots of options keep the interest alive. Well recommended. Keep on truckin'! **7/10**



ROSS'S RAVE OF THE MONTH

Your energy level can be topped up with the tasty hamburgers and crisps that Roland finds on his underground travels.


This'll have you glued to the set. You're armed with your Stic-o-matic super glue gun — squirt this in the direction of the welly boots before they rubber you up the wrong way!

Down on the second level you'll find an underground train. To hitch a ride, fire a globule of glue onto the track and climb aboard.

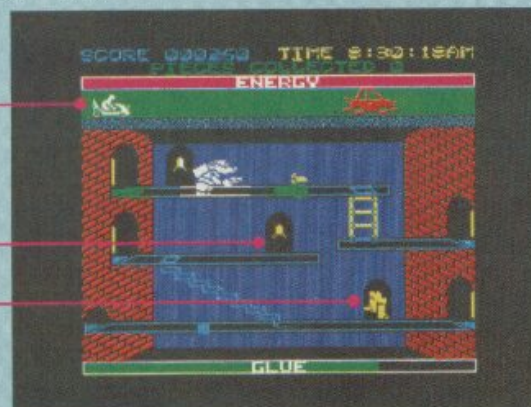
Along the top of the upper level, you'll get a view of what's going on in the real world — but wait this can't be the real world 'cos that's a C5 — and no-one drives around in those!

If you're looking for an easy way out of a sticky situation, then one of these doors leads across a pipe to another set of rooms. And fortunately, the meanies can't dog your footsteps.

Beware the jet set wellies — they'll sap your energy if you head straight for them. Use the glue to hold 'em fast for a while — go on, stick the boot in!



Dotted around the underground system you'll find packets of Stic-o-matic super glue to replenish your supplies as they dwindle. Don't use it all at once or you'll find that you'll run out just as you need it.



ROLAND'S RAT RACE

Ocean/£6.90

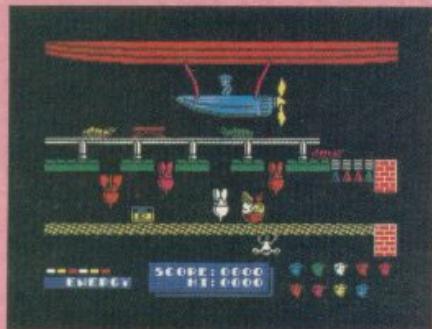
Ross: Roland Rat has many fans, but I'm not one of them, so I didn't know what to expect of this rodent's tale. It turns out to be a ladders and levels escapade, mirroring old Ratty's real life efforts to get up at an unratty hour and make it to the TV studios in time for his early morning show. As any true rat should, Roland starts his day down in the sewers, scrambling about to get out.

This is a game for clever rats, that use ladders and assemble keys and other unratty activities, but then again Roland has traded in his cage for a TV presenter's chair! His two main worries, are his high metabolic rate which means he gets hungry all the time and the energy gauge drops rapidly. The other major rat-traps are the marauding wellies. Now you know! People may hate rats, but rats hate wellies! Roland can quell his hunger pangs quite nicely with the tit-bits he finds, and he can beat the boots by firing glue pellets to stick the welly to the spot!

By exiting to the left or right of a screen, you can take Roland to new levels and pipework. It's an idea to make him a map though, or he could get quite lost in this rat-race. Once he's escaped, other adventures will befall him. A rat's work is never done... **8/10**

Rick: With so much glue about, this ain't a game to be sniffed at. I didn't know Roland was so stuck up. Still you won't come to a sticky end with this winner from Ocean. No-one could feel ratty playing this! **8/10**

Dougie: I must admit that I like games that you can map ... and this is a classic. In fact, you're going to be in trouble if you don't. For Roland Rat fans this is a must. For the rest of you — you're missing out! **8/10**



DYNAMITE DAN

Mirrorsoft/£6.95

Ross: Hallo ... what have we got here then? Looks like a man of that all too familiar *Jet Set Willy* ilk! But hang on!

This *Dynamite Dan* chap is decidedly more dynamic than his earlier rivals. Why do I say that when the basic idea is a collecting-objects-from-a-many-roomed-building-clone? Good question, but the mission that *Dynamite Dan* takes on is pretty high on the excitement stakes! You'll find that this is the very cornflour of a Bond-movie-type plot when you get to grips with the story. The courageous *DD* is out to rescue the plans for a deadly weapon stolen by the dastardly, devilish Doctor Blitzen. As Mr Dan himself you have to land your Zeppelin on the castle's rooftop, way up on a cliff. You must then gather together as much dynamite as you can to blow that safe where the plans are, sky-high!

So what else is new in *Dynamite Dan*? This man is a pretty big sprite, and pretty

spritely he is too! His movements beat other games literally by leaps and bounds as he boosts his jumping power by springing, Zebedee style on trampolines and bouncy floors!

The screens are bright and colourful and as funny and action-packed as any I've seen. *Dynamite Dan* is a bit of a tricky one that makes you try and try to beat those screens. Not quite explosive, but plenty of fun. **7/10**

Rick: Achtung! Achtung! *Dynamite Dan*, the man you've never heard of is coming to town! Wait till you hear the music on this good-humoured-family frolic, you'll be hooked immediately! **6/10**

Dougie: It seems that Mirrorsoft has taken all the good bits from the classics and bunged them all in together. Great stuff! **8/10**




RICK'S RAVE OF THE MONTH

My, haven't we done well. (No! Ed) This large area shows just what you've collected so far — and that can be summed up in one word — zilch. You get the picture?

Your lives are illustrated by the three hearts. When they pump purple, you're in good shape but like this, blue, cold and lifeless, it's clear you've had one heart attack too many.

What have we got here — a key! You can use it to open one of the treasure chests where you'll find a piece of the coveted covenant.

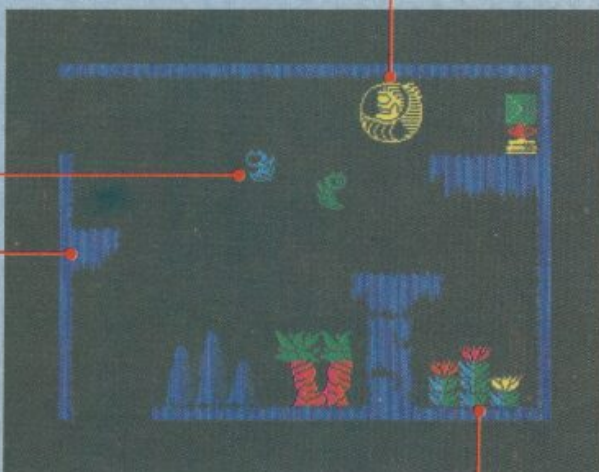


The bubble car's making a comeback! You have two choices when it comes to transport — in the pod here or Shank's pony, but you'll have less protection then. The catch is that you can't pick anything up or recharge your energy when you're inside your womb with a view.

Don't let 'em get you in a corner. The meanies move in a crescent shaped patch and you'll have to take avoiding action if you don't want your power drained.

Look for level ground if you want to disembark from your globe or you could be in big trouble at touchdown.

The plants are harmless and just for decoration. The objects you'll find, however, can boost your power cells or provide weapons — or they can do the exact opposite. The motto is, take care!



THE COVENANT

PSS/£6.95

Rick: One for all you raiders of the lost Arcade. An adventure with a platform element, this game combines something of a *Dr. Who* scenario with an intergalactic *Roots* saga. A game most certainly for the skilful, not the wilful, as just one false blast (well only a few anyway) on your retro will doom your ancestral race, to oblivion. As a cosmic culture-vulture your mission impossible is to retrieve the 64 pieces of your people's covenant. You won't find 'Darwin was here' scratched on any of the multitudinous caverns in this game, as it's actually the groovy ghoulies who threaten your existence. They're miraculously transmuted into your own descendants once you've captured them all — it's a wonderful thing evolution.

But what am I doing, I can't go on telling you the plot! Let me tell you about the revival of the bubble car instead. You must manoeuvre your spherical craft, in a roundabout way through rocky caverns and around ledges. Don't worry about bursting the bubble, you can quite safely smash it into walls. But be warned, it's no smooth ride in your floating globe. You'll need a pretty nifty touch to control the craft as the friction factor's high, so don't expect to slip around gracefully like the ball in a Steve Davis trick shot. And don't waste energy searching for a recharging spot either.

If you've got *Superman*-type-saviour-of-the-world instincts, then you should have plenty of fun with *The Covenant*, and it really does put the joy back into joystick! **8/10**

Ross: I know software can be adventurous, but the thought of being the last bastion of a whole threatened race is hard to get used to! Luckily, controlling the vehicle and avoiding grand caverns takes your mind off the seriousness of your task! Watch out *Indiana Jones*, you've got a rival! **6/10**

Dougie: The graphics are fairly average, but the game is well up to scratch. It takes a bit of practice to get really good, and there's no chance of me finding all 64 bits of the covenant ... but that's no problem. Fun, fun, fun. **8/10**

SPEC-MATE

We think that you will agree that this is
THE BEST ONE TOUCH BACKUP/TRANSFER INTERFACE AVAILABLE!

*** DISCDRIVE * MICRODRIVE * WAFADRIE * SPRINT * TAPE**

Just load the original tape, press the button, select you option and that is ALL there is to do.

COMPARE these UNIQUE features:

- * FAST DIRECT transfer to DISCDRIVE or MICRODRIVE or WAFADRIE or TAPE
(please note discdrive transfer is for use with the Beta interface only)
- * The transferred or backed-up program runs independantly. *NO need to load additional software.
- * Works with ANY program. * Choice of reliable **DOUBLE SPEED** or **NORMAL** tape back-up.
- * Program can be "FROZEN" at any point and continues normally after transfer or back-up.

AN INVALUABLE ASSET TO ANY SPECTRUM OWNER FOR JUST:

£39.95 INCLUDING VAT P&P

(Europe add £2 Outside Europe add £4)

Make cheque payable to:



A.T. and Y Computing Ltd YS1

35 Villa Rd, London SW9 7ND Tel: 01-733 6175

PLEASE NOTE THAT THIS INTERFACE IS FOR USE WITH YOUR OWN ORIGINAL SOFTWARE ONLY

Want to keep in touch? Use databases, electronic mail, bulletin boards, viewtext? Download the latest super software from Prestel? Now you can, with your 48K Spectrum*, a suitable modem and the DATASPECTRUM modem interface and software package from Miracle Technology.

DATASPECTRUM fits straight into the Spectrum edge connector and handles baud rates of 300/300, 1200/75 and 75/1200. Software features include Mailbox Editor, Frame Processor, Save, Print and Telesoftware Downloader.

The Dataspectrum Package, including interface, cable, cassette and full User Guide costs only £39.95 exc (£47.09 inc VAT & UK P/P). It's available now – so get in touch!

Please send me

- ☐ DATASPECTRUM packages @ £47.09 inc VAT + UK P/P.
- ☐ I enclose cheque/postal order
- ☐ charge my Access/Visa card no:

expiry date

Name

Address

Postcode

send to:

Spectrum Support 3, Miracle Technology (UK) Ltd,
St Peters Street, Ipswich IP1 1XB,
Tel 0473-216141.

*reg'd trade marks of the companies concerned

**DATA-
SPECTRUM
PUTS
YOU IN
TOUCH!**

**MIRACLE
TECHNOLOGY**

POOLS WITH
PREDICTOR

PLUS

**FREE
RACING
ANALYSER**

**14,000
MATCH
DATABASE**


After three successful seasons, we know a thing or two about successful pools prediction on home computers. Things like seven powerful methods of analysing form. Like a masive database and easy data entry. Not forgetting tuning facilities to let you improve your forecasts as the season progresses. We've combined all of these and much more into the 1985/86 version of our renowned Football Pools Predictor Program. And to complete this outstanding punter's package, there is a free Racing Analyser Program to let you analyse any race using the racecard from your daily paper. Now beat that for value!

**BOTH PROGRAMS
FOR ONLY**

£8.99

**MAYDAY
SOFTWARE**

**181 Portland Crescent
Stanmore, Middx. HA7 1LR**



THAT'S THE SPIRIT

The Edge/£7.95

Ross: If you see yourself as something of

an urban child, then you'll be intrigued to find yourself in this game caught up in the whirl of life in downtown New York. This is a complex text adventure, without the text, a city romp à la *Ghostbusters*.

Just as you'd expect in the Big Apple the results of your actions vary according to your location. For example, if your man's background is buildings and distant skyscrapers, you can move him left or right and get him to pick up objects.


So where do the spirit's come in to all this? All over the place. You'll be zapping them with your ghetto-blaster... er I mean ghost-blaster, and watch out for those invisible ghosts too...

You'll be kept in the picture about which objects you have by a small area at

the bottom left of the screen. Life in the big city won't get dull with objects such as a lazer-gun, a bone, a computer and a mouse to keep you going! Gauges will keep a check on your fatigue and sanity levels (*Where's my analyst? Ed.*) so that you can get nearer your object. And what's that? To reach Liberty island it seems. Something of an all American dream methinks... **6/10**

Rick: *Hampstead* in piccies for the streetwise kids, and most of the jokes are stale. **5/10**

Dougie: OK ..you dirty rat.. don't mess with the big boys or we'll send the mafioso spirits round to haunt you... James Cagney would've loved to mess around in this game. **6/10**



ON THE RUN

Design Design/£6.90

Rick: Flower power is the name of the game in this lazy, mazy arcade adventure.

As Ace investigator Rick Swift you have to discover six flasks of dangerous chemicals before they go critical — which takes about an hour. I got critical of this after ten minutes. But then I've got no patience — especially if there's danger involved!


So what exactly are you "on the run" from? Along the way you're plagued by mutations of plant and animal life that sap the power out of your protective suit. It makes a change to be eaten by rather than eat a mushroom.

With all the thrills and none of the spills of actually living near Windscale, nice light joystick control and enough freaky fungoid and gnashing teeth to rouse anyone's blood lust, this is a good solid game with few failings but no novel

fascination. There's no maze map or preview facility so there are plenty of occasions when you'll float unwittingly into a field of ferocious flora and fauna. That's when those smart bombs are so handy. A goodish buy if you've no equivalent. But otherwise don't bother. **6/10**

Ross: This game is quite a departure from the usual offerings. The graphics are quite pretty, but the Jetman doesn't get very animated. It's not in the running for any great accolades. **6/10**

Dougie: Not a game for garden lovers — you'll soon find yourself walking around your backyard hesitantly! The game is competent, but nothing special. Take a good look at it before you decide. **7/10**



POLE POSITION

Datasoft/£7.95

Rick: Stone me, if it's not another (if not the original) grand prix simulation game.


As the holder of no less than 9 provisional licences, I lapped up the idea. A golden oldie that pre-dates history lessons and is slightly more raunchy. Arcaders will either groan with the familiarity of it all, or welcome it as an old friend into the swelling cohorts of Spectrum games.

So what d'ya do then? Quite simply whizz your mighty McLaren around the mountain encircled track within the allotted qualifying time. Just feel the horse power throb in the grip of your joystick... the faster you qualify, the higher up the grid you climb. Then for the race proper. Avoid banging your comrades, (in any position, let alone Pole), or pranging the placards as you try to set a new lap record or get a high score.

This game has good, if not world championship graphics. Added to joystick responses this Pole's Position could be first past the flag, compared to say *Chequered Flag*. No matter how many times you burst into flames, your car keeps going. Whatever your position on racing games try the Pole one. **8/10**

Ross: Hang on a minute, it may be 1 o'clock in the morning but I can still spot that this is a re-release of Atarisoft's *Pole Position*. The roadside signs may've been changed, but the game's the same. Might be cheaper to find the old version. **7/10**

Dougie: I must admit that the first time I saw this game was on the Commie 64, but the Spectrum version is just as good, and addictive too. Lots of action here, and it's fast ...! **8/10**



ACTION BIKER-CLUMSY COLIN

Mastertronic/£1.99

Dougie: Action Bike sports three (count 'em) loading screens, one of which is an uninspired advert for a packet of brandname 'crispy corn fries'. So, having been brainwashed into lashing out on a packet of said fries, I sat down to see if the game was as good.

Clumsy Colin, our hero on a bike, has to seek out his mate Marti in one of 150 houses on a very colourful housing estate. A feeble on-screen speedometer registers how fast you drive around the lanes, but what with oil all over the road, other vehicles smashing into you, and tight corners everytime you look up, there's no chance of reaching high speeds.


Searching a house, which is depicted in

a psuedo-3D plan view, is pretty fruitless — but you do occasionally come across some 'go-faster' accessory for Clumsy Colin's bike, such as some headlamps or special wheels.

On-screen graphics are pretty jerky, and the scrolling leaves a lot to be desired. Not one that I could recommend. **3/10**

Ross: OK, so it's cheap but that doesn't have to mean nasty *all* the time. It'll keep you occupied as long as it takes to eat a bag of crisps. **2/10**

Rick: So, this is what our very own action biker, Willis is up to now he's left Joystick Jury! But no, he would've picked a game with more class. **3/10**



TALOS

Silversoft/£7.95

Dougie: The usual old twaddle of a storyline — but the game's not bad if you're into Ultimate-type clones.

The story goes like this ... the Crown of

Destiny (*You know the one. Ed.*) has been stolen and locked up in an impenetrable vault (and if this game tells you it's impenetrable, you'd better believe it!). Of course, the only way to get the crown back is to call in the help of Talos, the invincible robot. Trouble is, all that's left of the old boy is his hand — so the hand sets off to find the rest of its body ... and no dirty laughs, we're talking 'arms', 'legs' and a 'torso' here.

There are loads of locations — definitely one to map!

As far as the action, the hand must first find its arm, then the torso, and then the rest of the bits and pieces. Once the hand's become a full-blown arm, it does present a larger target for all the murderous creatures, such as grasshoppers, sheep, birds and tortoises, that explode out of the ether in true

Ultimate-style.

Apart from the occasional signpost pointing the way, there's very little on-screen to get your bearings from.

A candle burns away in the corner of the screen, waxing and waning with your fortune; however, until you've had a lot of practice, be prepared to snuff it.

All in all, very much like an Ultimate game — but then using one terrific game as a model for another never did *JSW* any harm. I, for one, would be prepared to give a big hand to *Talos*. **8/10**

Ross: You've got to hand it to them — this may remind you of *Sabre Wulf* but it's still up there in the addictiveness stakes. **7/10**

Rick: You won't catch me forking out an arm and a leg for this one, but it's still worth casting an eye over if just for the neat graphics. **5/10**



ABU SIMBEL PROFANATION

Gremlin Graphics/£7.95

Ross: If you're looking for exotic

moments of Eastern promise, then get back to your Turkish Delight. *Abu Simbel Profanation* may be set in Egypt, but it's about as full of oriental mystique as a Chinese take-away. The graphic backdrops make decent scenery but unfortunately, there's nothing too theatrical about the action.

Forget the idea of majestic looking Egyptian Pharaohs, the man whose strings you have to pull is more of a blob on legs. His movements are jerky rather than heroic, and he escapes the collision detection pretty successfully at times.


Timing your jumps in the first screen is enough to try the patience of a mummy. Also, immortality in this game is a little

mundane. When you lose one of your many lives, you reappear at the point where you entered the room. This is no joke as often you've spent a while trying to defeat one obstacle, only to be killed by another further into the room.

It's all pretty mediocre stuff, and I doubt Cleopatra would be charmed if she played it. **4/10**

Rick: You can tell why Gremlin calls this *Profanation* — I'd be swearing if I was permanently stuck in this Egyptian hokum. **4/10**

Dougie: Everything seemed against me, including the jerky graphics. I liked the idea of the game... but the reality never quite came up to the expectations. **3/10**



SOUTHERN BELLE

Hewson Consultants/£5.95


Rick: "Live out your dreams on the *Southern Belle*" (*Who she? Ed.*) But it's not really a dreamworld. This cunning cassette has nothing to do with sultry Southern women though Dad's more likely to get steamed up over this than he did over your train set! But nostalgia ain't what it used to be as the age of steam meets the age of the microchip.

The game faithfully re-enacts the *Southern Belle's* hour long journey from London Victoria to Brighton. The brain takes the strain and the computer plays commuter as you try to keep to schedule without letting the coal or water run down. But it's all a little too predictable.

And why not choose a more thrilling run like that of the Mallard if you want speedy excitement? Pre-Beeching in its evocation of steam romance — pre-historic in its chug-along concept. Give me the 125 any day. **6/10**

Ross: The wide range of control options offered in this game made it possible for me to get the train in motion without even using the instructions! But once I was merrily chuff, chuffing down the track, I wished I wasn't there. **4/10**

Dougie: Well, it's a welcome change from space games, but it doesn't quite make the grade to become a classic. What it lacks is some excitement. **5/10**



RED ARROWS

Database Software/£8.95

Dougie: Looking through the 24-page manual for this simulation isn't an

inspiring task — the words tell you all about the *Red Arrows'* celebrated career, their planes and their successes ... and ... eventually ... on to the game itself. Which is what we're here for!

Once you've digested the relevant 10 pages of playing hints and tips, you can decide to fly in formation or solo. Solo is, of course, flying on your own. Boring. Flying in formation, however, is OK — a bit like *Come Dancing* with jet aircraft.

The control panel is, as always, crammed with every kind of indicator imaginable. Of course, no-one ever looks at these ... but they're there if you want.

The graphics are good and chunky, but pixel graphics might have introduced a more interesting in-flight display.

Your role in this simulation is to keep

up with the rest of the lads on-screen. And if you fail in your manoeuvres, you end up parachuting down out of your plane...

Oh, one last thing. Aficianados will be interested to hear there's a competition included in the package. This could be your chance to meet up with the real Red Arrows! **7/10**

Rick: As soon as I loaded this one up, I switched from automatic pilot into top speed games-playing mode. I didn't mind lagging behind the other high-flyers — after all, who gets to parachute every day? Swoop down on this one chaps! **6/10**

Ross: I think I've had enough of these magnificent games about flying machines, but I admit that there's more to this than plain flying. It's artistic innit, like! **5/10**

BACK ISSUES BLITZ

You can now obtain any of these back issues of *Your Spectrum* by filling in the coupon below and enclosing £1.10 for each issue. Also, our shop is open Monday to Friday, 9.30am to 5.30pm. The address is 14 Rathbone Place, London W1P 1DE.

BINDERS NOW AVAILABLE £4.95

If you're into rugged-rat-skin or brash-bat-wing binders — don't expect your *Your Spectrum* ones to match! Ours are genuine up-market plastic. Keep all of those stray issues safely bound together in a racy-red-cover. Give your bookshelf and yourself a treat — buy a binder now!



ISSUE 15 (JUNE 1985)
REVIEWS
Painting by Numbers
Hot Heads
FEATURES
Pic 'n' Mix,
Snap, Crackle & Pop
(YS Megabasic), Mastermind
GAMES
Starion, JSW, Gremlins



ISSUE 1 (DEC/JAN 1984)
REVIEWS
Currah's MicroSpeech, general computing books, joysticks.
FEATURES
Speech synthesis, Toni Baker's machine code break-out, Spectrum communications, DIY keyboard buffer, machine code scrolling.
GAMES
Chess packages.



ISSUE 12 (MARCH 1985)
REVIEWS
Music packages
FEATURES
Multisearch, Mac Man, Harry Hacker, Tuning UP
GAMES
Ghostbusters, Ghoulies, Doomdark's Revenge



ISSUE 16 (JULY 1985)
REVIEW
Disko-Tech
FEATURES
3D Daze, Flash Moves, Program Power
GAMES
Shadowfire, Ashkeron, Funhouse, Rocky Horror Show



ISSUE 5 (JULY 1984)
REVIEWS
British Micro's Grafpad, DIY computing books.
FEATURES
Computerised bulletin boards and modems, software for printer interfaces, ZIP compiler [Pt. 3], DIY joystick interface.
GAMES
Gilsoft's *The Quill*.



ISSUE 13 (APRIL 1985)
REVIEWS
Microdrivin'
Megademo
FEATURES
Program Power, Screen scroller, Big Deal
GAMES
Kong Strikes Back, Hunchback II, JSW



ISSUE 17 (AUGUST) 1985
REVIEWS
Black Magic Boxes
The Generation Game
FEATURES
3D3, Just A Tick, Program Power
GAMES
A View To A Kill, Dun Darach, Cauldron



ISSUE 8 (OCTOBER 1984)
REVIEWS
Graphics toolkits, programming languages books.
FEATURES
Microdrive recovery, Project 3 revisited, multi-tasking your Spectrum, YS MegaBasic [Pt. 1].
GAMES
Vortex's T.L.L.



ISSUE 14 (MAY 1985)
REVIEWS
Speed Trials
FEATURES
It's A Cracker
Patching Up The Drives
GAMES
Alien 8, Emerald Isle, The Illustrator



ISSUE 18 (SEPTEMBER) 1985
REVIEWS
Bits 'n' Pieces, Joystick Jury
FEATURES
The Ghostwriter, New Rom Antics, Hidden Extras, Program Power
GAMES
Dambusters, JSW, The Fourth Protocol

ORDER YOUR BACK ISSUES NOW!

Please send me the following back issues of *Your Spectrum* (UK £1.10 inc. p&p, £1.50 Europe, £1.70 rest of planet?)

- | | | |
|-----------------------------------|-----------------------------------|-----------------------------------|
| <input type="checkbox"/> Issue 1 | <input type="checkbox"/> Issue 13 | <input type="checkbox"/> Issue 17 |
| <input type="checkbox"/> Issue 5 | <input type="checkbox"/> Issue 14 | <input type="checkbox"/> Issue 18 |
| <input type="checkbox"/> Issue 8 | <input type="checkbox"/> Issue 15 | <input type="checkbox"/> Binder |
| <input type="checkbox"/> Issue 12 | <input type="checkbox"/> Issue 16 | |

Issues 2,3,4,6,7,9,10 & 11 are now sold out, so don't waste your time ordering them!
Binders cost £4.95 in the UK, £5.45 in Europe and £5.95 elsewhere in the world.

I enclose a cheque/Postal Order for £..... made payable to Sportscene Specialist Press Ltd.

Name.....

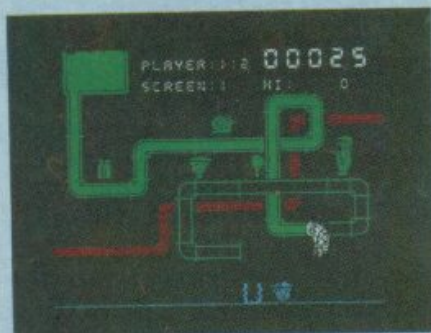
Address

..... Postcode

Date

Please fill in this form and mail it immediately to:
Your Spectrum, Back Issues, PO Box 320, London N21 2NB.

You can use a photocopy of this form if you don't want to deface your issue.



SUPER PIPELINE II

Taskset/£7.95

Dougie: First off, don't be taken in by the screenshots from the Commie 64 version on the inlay card. The Spectrum version's screens are just as interesting, the sprites are just as fast and smooth, but the

graphics aren't as pretty and the designer happy who colours it all in must have had the afternoon off.

But if looks don't matter too much, then this game's a treat. It's a bit of an exercise in uncontrolled mayhem, but it does have a cute story so it can't be that violent!

Foreman Fred heads up a bunch of mindless workmen (who resemble Ewoks in tin hats) whose job it is to make sure that the water continues to flow through the pipeline. And why shouldn't it continue to flow? Ah, didn't I mention the deadly slugs, spanners, showers of tacks, lobsters, power drills and hammers?

The action is fast and furious — you never get too much time to consider tactics, it's just a matter of shooting all the time and patching up the leaks.

Foreman Fred fixes a leak in the

pipeline by leading one of the Munchkin workers over to the hole, whereupon the little man seems to do something rather obscene with a hammer. It's soon fixed but, oh no, another leak's started. And that's it really ... apart from the fact that every time you manage to fill a barrel full of water at the end of the pipeline, you're whisked off to another level, a different shaped pipeline, different nasties — and the same ol' mayhem.

Absurdly impossible, foolishly frustrating ... but fun. **7/10**

Rick: Look, I can't hang around here. I've got a leak over there and the nasties are on my back... Pack up the grey matter and plumb the depths! **8/10**

Ross: It's only a couple of months since the original Pipeline appeared under a different company. You'd have to be really dedicated to want both but if it's only one you're after, this is it. **7/10**

DOUGIE'S RAVE OF THE MONTH



You can find that fickle female, Olive Oyl behind this window — but at least you're assured of a warm welcome when you take her a heart.


She loves you, she loves you not! You can tell whether you're in favour with Olive Oyl from the love meter — if it reaches zilcho, then your heart's broken, Popeye!

To get to the top of the lighthouse, you'll have to start climbing. And once you're up there, it's round and round in circles to avoid the fly. Dizzzzzz!



Here comes trouble — big trouble! The game's played on two planes, front and back, so to avoid a bout of fisticuffs with Bluto step back out of his path.

The course of true love never did run smooth. To keep Olive sweet, you'll just have to collect the hearts you find on your travels. Take them back to her straight away and your love meter will be topped up.



Collect the keys or you won't be able to open the doors — and then you'll miss out on plenty of other locations — not to be missed!

Get your mitts on as much of the green stuff as possible — Spinach, what d'ya think we meant? It's the only known substance that'll revive a confirmed vegetarian like Popeye.

POPEYE

Dk'troniks/£4.95

Dougie: At first sight, this game looks outsized. Everything is BIG! But this trauma soon passes as you come to terms with the idea that not everything has to be four pixels high and, well, who wants to wear glasses anyway.

Everyone's here — Popeye himself, Olive Oyl, Bluto, the dragon ... Ah! Well, this is where we veer away from the 'Bluto chases after Popeye's girls, Popeye eats the spinach and punches out Bluto' theme.

This multi-screen adventure has got fire-breathing dragons, wicked witches, bug-eyed monsters and all sorts of other nasties. The idea is to walk Popeye around, jumping up for hearts to take back to Olive, keys and

cans of spinach, and keep out of everyone's way. Especially Bluto's. Whenever I went near that particular man-mountain, he thumped me — unfortunately, in the game the cans of spinach are used to revive poor ol' Popeye rather than giving him the strength he needs to return Bluto's compliments.

Once you've got control of the Popeye character, you can walk him all over the place, up and down stairways, shinning up and down ropes ... except when you come up against a locked door. At this point, you've got to retrace your steps and search out one of the keys.

To be honest, I wasn't too impressed at first ... but then I started uncovering all sorts of locations behind the locked doors and a

whole new set of nasties. Not being able to see all the locations at the start *does* make the game more interesting.

There seems to be a slight problem with the colours — figures often blend in with the background. But the characters are fun, and their movements are both clever and full of humour. **8/10**

Rick: A hit, oil be bound, and there are plenty of hits and fists in *Popeye*. The world's first ever vegetarian body-builder has been honoured with a game that's pretty to look at, and pretty dull to play. **4/10**


Ross: Going round guzzling the green stuff all to get the goil is a good idea — and the cartoon graphics add to the fun. I'd spend the green stuff (no, not the spinach) on this game! **8/10**

STAR TURNS

Now we've got to admit that these screen shots do lack a certain something — movement mostly! So, you'll just have to take our word for the stunning visual effects that you can conjure up with these routines.



To the left — quick scroll. The new picture scrolls in from the right to replace the old one. It's fantastic!



Swoon as one picture fades-away into another. You can experiment with all different sorts of fades till you have the one that suits you.



There are two zooms but only one picture as you wouldn't be able to tell the difference between them. Zoom out zooms the new pic from the middle of the old one and Zoom in reverses the process.



Here the zoom service moves the new picture from the top left corner over the old one.



And now you've finally flipped (vertically) and turned the screen image on its head.

movin' & a'groovin'

Lights, action, music . . . Our own top of the pops programmer, Andy Pennell, has brought to light a spectacular all action program that'll knock your eyeballs for six. All you have to supply is the music!

One million pounds — that's how much your Spectrum and this program can save you! No, we haven't caught Bingo fever, so I'd better explain. Have you ever watched the graphic effects on telly programmes like *Top Of The Pops* and wished you and your Speccy could match them? Well, now you can — well, almost — thanks to these routines. OK, so they won't quite turn your Spectrum into a £1,000,000 Quantel, like the Beeb uses, but they'll certainly make your programs go with a swing.

So, what's on offer that'll turn your programs into chart-toppers? Well, all these routines put one picture onto the screen over another in a variety of spectacular ways. You can now pan, fade, zoom in, zoom out, corner zoom, horizontal flip and vertical flip. And if this all sounds like a sort of on-screen breakdance, right on!

THE BASIC LOADER

For the brave, here is the Basic loader that **POKEs** the code into place and saves it onto Microdrive — change the syntax in line 50 if you're using tape. For the not so brave, remember the complete program is on this month's DigiTape!

```

1 CLEAR 59999
2 RESTORE : LET z=0
10 FOR i=60000 TO 60001
20 READ at LET z=z+1
30 POKE i,at
40 NEXT i
45 IF z=95823 THEN PRINT "Data error!" STOP
50 SAVE "m11" IF CODE 60000,900
1000 DATA 1,176,234,24,40,1,156,234
1010 DATA 24,35,1,221,234,24,30,1
1020 DATA 26,235,24,25,1,244,235,24
1030 DATA 20,1,17,236,24,15,1,46
1040 DATA 256,24,10,195,23,237,0,0
1050 DATA 195,115,237,0,0,243,33,164
1060 DATA 234,229,197,42,11,42,35,126
1070 DATA 254,14,194,138,28,35,35,35
1080 DATA 94,35,86,201,251,201,235,17
1090 DATA 0,64,1,0,27,237,176,201
1100 DATA 33,0,64,24,245,14,31,33
1110 DATA 1,64,17,33,0,229,6,192
1120 DATA 126,43,119,25,16,250,225,229
1130 DATA 17,0,24,25,17,33,0,6
1140 DATA 32,126,43,119,25,16,250,225
1150 DATA 35,13,32,225,201,6,32,213
1160 DATA 221,225,197,205,181,234,221,229
1170 DATA 6,192,33,31,64,17,32,0
1180 DATA 221,126,0,119,25,221,25,16
1190 DATA 247,221,225,221,229,17,0,24
1200 DATA 221,25,33,31,88,17,32,0
1210 DATA 67,221,126,0,119,25,221,25
1220 DATA 16,247,221,225,221,35,193,16
1230 DATA 201,201,213,221,225,221,229,33
1240 DATA 0,64,1,0,24,17,7,0
1250 DATA 221,126,0,119,25,221,25,124
1260 DATA 254,88,56,8,38,64,221,124
1270 DATA 214,24,221,103,11,120,177,32
1280 DATA 231,225,17,0,24,25,17,0
1290 DATA 88,1,0,3,237,176,201,221
1300 DATA 94,0,221,86,1,221,70,4
1310 DATA 213,205,130,235,209,221,70,5
1320 DATA 205,164,235,221,94,2,221,86
1330 DATA 3,221,70,4,205,130,235,221
1340 DATA 126,0,221,86,1,221,134,4

```

```

1350 DATA 214,1,95,221,70,5,205,164
1360 DATA 235,201,14,8,213,197,213,42
1370 DATA 21,237,25,126,18,19,16,247
1380 DATA 209,193,20,13,32,239,209,205
1390 DATA 234,235,42,21,237,25,72,6
1400 DATA 0,237,176,201,72,120,167,40
1410 DATA 47,213,42,21,237,25,126,18
1420 DATA 205,217,235,16,245,209,221,229
1430 DATA 121,203,63,203,63,203,63,71
1440 DATA 205,234,235,42,21,237,25,213
1450 DATA 221,225,17,32,0,126,221,119
1460 DATA 0,25,221,25,16,247,221,225
1470 DATA 201,20,122,230,7,32,10,123
1480 DATA 198,32,95,63,159,230,248,130
1490 DATA 87,201,122,15,15,15,230,3
1500 DATA 246,88,87,201,235,17,0,64
1510 DATA 167,237,82,34,21,237,221,33
1520 DATA 181,236,6,16,197,205,79,235
1530 DATA 193,17,6,0,221,25,16,244
1540 DATA 201,235,17,0,64,167,237,82
1550 DATA 34,21,237,221,33,15,237,6
1560 DATA 16,197,205,79,235,193,17,250
1570 DATA 255,221,25,16,244,201,235,17
1580 DATA 0,64,167,237,82,34,21,237
1590 DATA 221,33,187,236,6,1,62,192
1600 DATA 221,150,5,203,63,198,8,79
1610 DATA 120,254,16,56,7,121,214,8
1620 DATA 221,134,5,79,197,17,0,64
1630 DATA 205,130,235,17,0,64,193,197
1640 DATA 65,205,164,235,193,197,120,254
1650 DATA 16,56,8,221,86,3,221,126
1660 DATA 2,24,6,221,86,1,221,126
1670 DATA 0,230,224,95,205,130,235,193
1680 DATA 197,221,126,0,230,31,95,120
1690 DATA 254,16,56,4,123,238,31,95
1700 DATA 22,64,65,205,164,235,193,17
1710 DATA 6,0,120,254,16,56,3,17
1720 DATA 250,255,221,25,4,120,254,32
1730 DATA 40,10,254,16,32,144,221,33
1740 DATA 15,237,24,138,201,0,64,224
1750 DATA 80,32,192,33,64,193,80,30
1760 DATA 176,66,64,162,80,28,160,67
1770 DATA 64,163,80,26,160,100,64,132
1780 DATA 80,24,144,133,64,101,80,22
1790 DATA 128,134,64,102,80,20,128,167
1800 DATA 64,71,80,18,112,200,64,40
1810 DATA 80,16,96,233,64,9,80,14
1820 DATA 80,10,72,234,72,12,64,11
1830 DATA 72,235,72,10,64,44,72,204
1840 DATA 72,8,48,77,72,173,72,6
1850 DATA 32,110,72,142,72,4,16,111
1860 DATA 72,143,72,2,16,0,0,33
1870 DATA 15,64,221,33,16,64,14,16
1880 DATA 229,221,229,17,32,0,6,192
1890 DATA 197,126,8,221,126,0,14,128
1900 DATA 23,203,25,48,251,113,8,14
1910 DATA 128,23,203,25,48,251,221,113
1920 DATA 0,25,221,25,16,227,193,221
1930 DATA 225,225,229,221,229,197,17,0
1940 DATA 24,25,221,25,17,32,0,6
1950 DATA 24,126,8,221,126,0,119,8
1960 DATA 221,119,0,25,221,25,16,241
1970 DATA 193,221,225,225,221,35,43,13
1980 DATA 32,174,201,221,33,128,72,33
1990 DATA 96,79,6,12,197,221,229,229
2000 DATA 14,8,221,229,229,6,32,126
2010 DATA 8,221,126,0,119,8,221,119
2020 DATA 0,35,221,35,16,241,225,221
2030 DATA 225,37,221,36,13,32,227,209
2040 DATA 193,197,213,205,234,235,98,107
2050 DATA 80,89,205,234,235,6,32,26
2060 DATA 8,126,18,8,119,35,19,16
2070 DATA 246,225,221,225,193,17,32,0
2080 DATA 221,125,254,224,32,3,17,32
2090 DATA 7,167,237,82,221,25,16,172
2100 DATA 201

```


TOP OF THE POPS

Here then are the routines that'll hype your Spectrum into the hippest hardware around. Let's begin by looking at how the Basic functions interact with the machine code. When a function gets called, the values of any parameters are stored in the DEF FN statement, though you never actually see them in your listing. The following routines utilise this fact, along with the system variable DEF ADD which points to the DEF FN statement, to read the integer parameter. But beware, it makes no checks to see if it's actually an integer, so if you pass it a string or a floating point number it won't notice and may crash.

After the entry points, come the Load and Save routines that save the screen image in memory and then load it from memory onto the screen. They're really quite trivial consisting of a quick LDIR to move the bytes.

```
; entry points
ORG 60000
LD BC,SAVEC
JR START
LD BC,LOADSC
JR START
LD BC,ACROSS
JR START
LD BC,FADE
JR START
LD BC,ZDOMIN
JR START
LD BC,ZOOMOT
JR START
LD BC,TOPL7M
JR START
JP FLIPHOR
DEFB 0,0
JP FLIPVE
DEFB 0,0

;general entry point
START DI ;for speed
LD HL,ENDING
PUSH HL
PUSH BC ;the routine
;now get the parameter
LD HL,(23563) ;DEFADD
INC HL
LD A,(HL)
CP 14 ;check tp marker
JP NZ,#1CBA
INC HL
INC HL
INC HL
LD E,(HL) ;read the integer
INC HL
LD D,(HL)
RET
ENDING EI
RET

;LOAD SCREEN from location DE
LOADSC EX DE,HL
LD DE,#4000
MOVESC LD BC,6912
LDIR ;copy it all
RET

;SAVE SCREEN to location DE
SAVEC LD HL,#4000
JR MOVESC
```

▼THE PAN

This is a left to right horizontal scroll — SCRHOR scrolls the screen one character square to the left as neatly as possible. Notice that I didn't say as fast as possible — for that you'd have to use LDIR but the disadvantage there is that the bit map moves long before the attributes. They get visibly left behind during the scroll and create one hell of an untidy mess on the screen.

This scroll (and all the other routines here) only moves sections of the bit map at a time, closely followed by the attributes 'under' the section of bit map. That way any annoying flicker is kept to the bare minimum. SCRHOR moves the screen column by column and so avoids the 'diagonal' effect you get by doing it line by line. ACROSS is the main pan routine that scrolls the screen 32 times — after each time, it draws a little bit more of the new screen on the right hand column.

```
;horizontal scroll routine
SCRHOR LD C,31 ;columns
LD HL,#4001
LD DE,33
HORIZ PUSH HL ;save top address
```

```
LD B,192
HORIZ LD A,(HL)
DEC HL
LD (HL),A ;scroll it
ADD HL,DE ;next line
DJNZ HORIZLP
;now do the attr's
POP HL
PUSH HL
LD DE,#1800
ADD HL,DE
LD DE,33
LD B,32
HATTR LD A,(HL)
DEC HL
LD (HL),A
ADD HL,DE
DJNZ HATTR ;move a column
POP HL
INC HL ;next column
DEC C
JR NZ,HORIZ ;do all columns
RET

;the horizontal scroll/mix routine
ACROSS LD B,32 ;scrolls req'd
PUSH DE
POP IX ;the other screen
ACLP PUSH BC
CALL SCRHOR ;scroll it
PUSH IX
;now put the next bit of the other
screen on RHS
LD B,192
LD HL,#4000+31 ;RHS
LD DE,32
HCOPY LD A,(IX+0)
LD (HL),A ;copy it
ADD HL,DE
ADD IX,DE ;inc both
DJNZ HCOPY ;do whole col
POP IX
;now copy attr's
PUSH IX
LD DE,#1800
ADD IX,DE ;others attr's
LD HL,#5800+31
LD DE,32
LD B,E ;=32
HCPAT LD A,(IX+0)
LD (HL),A
ADD HL,DE
ADD IX,DE
DJNZ HCPAT
POP IX
INC IX
POP BC
DJNZ ACLP ;do all pict
RET
```

▼THE FADE

FADE puts a piccy onto the screen by copying every seven bytes and wrapping around when it gets to the end of the screen. Seven is the 'fade factor' which I came up with after trial and error. You're welcome to try other fade factors just so long as they're odd numbers less than 256. That way you can pick your favourite but be warned, some look very boring. If you end up with 7, don't say I didn't tell you!

```
;FADE one screen into another
FADE PUSH DE
POP IX
PUSH IX
LD HL,#4000
LD BC,6144
LD DE,7 ;fade factor
FADELP LD A,(IX+0)
LD (HL),A ;copy to screen
ADD HL,DE
ADD IX,DE ;next one
LD A,H
CP #58
JR C,ONS2
;gone past end of screen so wrap
around
LD H,#40
DEFB #DD
LD A,H
SUB #18
DEFB #DD
LD H,A
ONS2 DEC BC
LD A,B
OR C
JR NZ,FADELP ;do all the
screen ;bit map done so copy the attr's
onto display
POP HL
LD DE,#1800
ADD HL,DE
LD DE,#5800
LD BC,768
LDIR ;copy them
RET
```

▼THE ZOOMS

Like all these routines, the zoom is an optical illusion. ZOOM takes the data stored at IX in order to draw a box from one of your pictures onto the screen. It's used in both the zoom in and zoom out routines where you'll see that the box it makes is formed from a horizontal block for the top and bottom, and two vertical blocks for the left and right. DOHORIZ and DOVERT are the general subroutines that draw blocks from a picture in memory onto the screen. The subroutine DEDOWN alters DE so that it points to the pixel directly below it on the screen. DEATTR converts DE from the bit map into the location of the attribute 'under' it.

```
;DRAW BOX IX
ZOOM LD E,(IX+0)
LD D,(IX+1) ;start address of
top left
LD B,(IX+4) ;width
PUSH DE
CALL DOHORIZ ;do the top
POP DE
LD B,(IX+5) ;depth
CALL DOVERT ;do the left
LD E,(IX+2)
LD D,(IX+3) ;start of bottom
left
LD B,(IX+4) ;width
CALL DOHORIZ ;do bottom
LD A,(IX+0)
LD D,(IX+1)
ADD A,(IX+4)
SUB 1
LD E,A ;DE=start address of
RHS
LD B,(IX+5)
CALL DOVERT ;do right
RET

;do a horizontal box
;with starting address
;in DE, width in B
DOHORI LD C,8 ;pixels high
PUSH DE ;save address
HBOX PUSH BC
PUSH DE
HBOXLP LD HL,(DISP)
ADD HL,DE
LD A,(HL)
LD (DE),A ;copy
INC DE ;go along
DJNZ HBOXLP ;do a line
POP DE
POP BC
INC D ;DE down a line
DEC C
JR NZ,HBOX ;do 8 lines

; colour
POP DE
CALL DEATTR
LD HL,(DISP)
ADD HL,DE
LD C,B
LD B,0
LDIR ;copy attr's to screen
RET

;do a vertical box
;top at DE, B deep
DOVERT LD C,B ;save for later
LD A,B
AND A
JR Z,NOVERT ;if no box
required
PUSH DE
DOVELP LD HL,(DISP)
ADD HL,DE
LD A,(HL)
LD (DE),A ;copy to screen
CALL DEDOWN ;next pixel down
DJNZ DOVELP ;do the whole
depth ;now do the colour
POP DE
PUSH IX ;save it
LD A,C
SRL A
SRL A
SRL A
LD B,A ;height in chars
CALL DEATTR
LD HL,(DISP)
ADD HL,DE
PUSH DE
POP IX
LD DE,32
VBATTR LD A,(HL)
LD (IX+0),A ;copy a vertical
column
ADD HL,DE ;of attr's
ADD IX,DE
DJNZ VBATTR
POP IX
NOVERT RET

;alter DE to pixel directly below
```


SHOWIN' OFF

Just to get you going, here's a simple demo program. As all of the routines except the flips, need to be told the address of the picture to be put onto the screen, they use User Defined functions in an unusual way — there are no POKEs or anything to use them. So, you'll have to use the following lines of Basic:

Save screen	RAND FN S(x)
Load screen	RAND FN L(x)
Horizontal Pan	RAND FN H(x)
Fade	RAND FN F(x)
Zoom In	RAND FN I(x)
Zoom Out	RAND FN O(x)
Corner Zoom	RAND FN T(x)
Flip Horizontal	RAND USR fh
Flip Vertical	RAND USR fv

The 'x' in the lines should be the address in memory of the screen you want displayed — or in the case of FN L(x), the address where you want the screen saved.

The demo program loads two pictures called S1 and S2 into memory — you can change these to suit your favourite screens and of course, remember to change the syntax if you're not using microdrives. First, start the program with RUN 9999. After this, a RUN will do and after that a GOTO 1010 is all you need to warm start it. For the sake of simplicity, I've only used two screens in this demo. But just think what you could do if you combined these with Chris Wood's Screen Scrambler from YS 13. That way you'd fit many more screens into memory and get a really tremendous moving graphic display. A million quid! Who needs it?

```
1 CLEAR 38999
10 DEF FN S(A)=USR 60000
20 DEF FN L(A)=USR 60005
30 DEF FN H(A)=USR 60010
40 DEF FN F(A)=USR 60015
50 DEF FN I(A)=USR 60020
60 DEF FN O(A)=USR 60025
70 DEF FN T(A)=USR 60030
80 LET FH=60035
90 LET FV=60040
```

Lines 1-90 This is the basic set-up routine — you'll need to put these lines at the start of all your own programs.

```
1000 LET S1=46000: LET S2=53000:
LET S3=39000
1005 LOAD "M":1:"S3"CODE S1
1006 LOAD "M":1:"S4"CODE S2
```

Lines 1000-1006 These lines initialise the start of the screen addresses and load in the pictures from Microdrive (if you haven't got drives, replace lines 1005-1006 with the normal cassette loading syntax).

```
1010 RANDOMIZE FN L(S1)
1020 LET A$="PANNING": GO SUB 8000
1030 RANDOMIZE FN H(S2)
1040 GO SUB 8000: RANDOMIZE FN H(S1)
```

Lines 1010-1040 Panning. This routine simply performs a screen trick, panning in this case, and

```
DEDOWN INC D
LD A,D
AND 7
JR NZ,EASY
LD A,E :straddles a 1/3
boundary
ADD A,32
LD E,A
CCF
SBC A,A
AND #FB
ADD A,D
LD D,A
EASY RET
: convert DE from bit map into attr
file
DEATTR LD A,D
RRCA
RRCA
RRCA
AND #3
OR #58
LD D,A
RET
```

then scrolls a couple of times before moving onto the next example.

```
1090 FOR I=1 TO 2
1100 LET A$="ZOOM IN": GO SUB 8000
1110 RANDOMIZE FN O(S2)
```

Lines 1090-1110 Zoom Out.

```
1120 LET A$="ZOOM IN": GO SUB 8000
1130 RANDOMIZE FN I(S1)
1140 NEXT I
```

Lines 1120-1140 Zoom In.

```
1200 LET A$="CORNER ZOOM": GO SUB 8000
1210 RANDOMIZE FN T(S2)
1220 GO SUB 8000
1230 RANDOMIZE FN T(S1)
```

Lines 1200-1230 Corner Zoom.

```
1300 LET A$="FADING": GO SUB 8000
1310 RANDOMIZE FN F(S2)
1320 GO SUB 8000
1330 RANDOMIZE FN F(S1)
```

Lines 1300-1330 Fading.

```
1400 LET A$="FLIP HORIZONTAL": GO SUB 8000
1410 RANDOMIZE USR FH
1420 PAUSE 0
1430 RANDOMIZE USR FH
```

Lines 1400-1430 Flip Horizontal.

```
1500 LET A$="FLIP VERTICAL": GO SUB 8000
1510 RANDOMIZE USR FV
1520 PAUSE 0
1530 RANDOMIZE USR FV
```

Lines 1500-1530 Flip Vertical.

```
1600 LET A$="AND ALL OF THEM": GO SUB 8000
1610 LET D=25
```

Lines 1600-1610 Start of demonstration loop.

```
2000 RANDOMIZE FN O(S1): PAUSE D: RAND
NDOMIZE FN I(S2): PAUSE D
2010 RANDOMIZE USR FH: RANDOMIZE FN
S(S3)
2020 RANDOMIZE USR FV: PAUSE D: RAND
OMIZE USR FV: PAUSE D
2030 RANDOMIZE FN F(S1): PAUSE D: RA
NDOMIZE FN F(S2): PAUSE D: RANDOMIZE
FN F(S1): PAUSE D
2040 RANDOMIZE USR FV: PAUSE D
2050 RANDOMIZE FN H(S2): PAUSE D
2060 RANDOMIZE USR FH: RANDOMIZE FN
H(S2): PAUSE D
2070 RANDOMIZE FN O(S3): PAUSE D
2080 RANDOMIZE FN O(S2): PAUSE D
2090 RANDOMIZE FN O(S3): PAUSE D
2100 GO TO 2000
```

Lines 2000-2100 Demonstration loop.

```
8000 PRINT "AT 1,(32-LEN A$)/2;" "
:A$;" "
8010 PAUSE 0: RETURN
```

Lines 8000-8010 This is a short subroutine that prints the title on each screen.

```
9999 CLEAR 59999: LOAD "M":1:"TP"CO
DE : RUN
```

Lines 9999 Clears space in memory and loads in the Top Of The Pops routine. Use this line in all your programs.

▼ **ZOOMIN and ZOOMOT** are the main zoom entry points that use the box data table and the ZOOM subroutine, though obviously in a different order to create their opposing effects.

```
:ZOOM IN
ZOOMIN EX DE,HL
LD DE,#4000
AND A
SBC HL,DE
LD (DISP),HL :screen
difference
LD IX,ZDATA
LD B,16 :no of boxes
ZINLP PUSH BC
CALL ZOOM :do the box
POP BC
LD DE,6
ADD IX,DE
DJNZ ZINLP
RET
:ZOOM OUT
ZOOMOT EX DE,HL
LD DE,#4000
```

```
AND A
SBC HL,DE
LD (DISP),HL
LD IX,ZDATEND
LD B,16
ZOUTLP PUSH BC
CALL ZOOM
POP BC
LD DE,-6 :go outwards
ADD IX,DE
DJNZ ZOUTLP
RET
```

▼ **TOPLZM** is the routine for a corner zoom from the top left. I'd intended to do zooms from the other three corners but found them much tougher than I'd bargained for. So, now it's up to you to come up with the goods!

```
:ZOOM FROM TOP LEFT
TOPLZM EX DE,HL
LD DE,#4000
AND A
SBC HL,DE
LD (DISP),HL
LD IX,ZDATA+6
LD B,1
LD A,192
SUB (IX+5)
SRL A
ADD A,B
LD C,A :x co-ord reflected
LD A,B
CP 16
JR C,TOPLZM
LD A,C
SUB B
ADD A,(IX+5) :handle lower 1/2
LD C,A
TOPLZM PUSH BC
LD DE,#4000
CALL DOHORIZ :top box
LD DE,#4000
POP BC
PUSH BC
LD B,C
CALL DOVERT :left box
POP BC
PUSH BC
LD A,B
CP 16
JR C,TOPLZM2
LD C,(IX+3) :for lower half
LD A,(IX+2)
JR TOPLZM3
TOPLZM2 LD D,(IX+1) :for upper half
LD A,(IX+0)
TOPLZM3 AND #E0 :make it the very
left
LD E,A
CALL DOHORIZ :do the bottom
POP BC
PUSH BC
LD A,(IX+0)
AND #1F
LD E,A :x co-ord only
LD A,B
CP 16
JR C,TOPLZM4
LD A,E
XOR #1F :reflect x pos for
lower half
: LD E,A
TOPLZM4 LD D,#40 :top line of
screen
LD B,C
CALL DOVERT :RIGHT
POP BC
LD DE,6
LD A,B
CP 16
JR C,TOPLZM5
LD DE,-6
TOPLZM5 ADD IX,DE :go backwards or
forwards
INC B
LD A,B
CP 32
JR Z,QUITZ :if all done
CP 16
JR NZ,TOPLP
:now do the lower screen
LD IX,ZDATEND
JR TOPLP
QUITZ RET
```

▼ **The ZDATA table** is for the series of boxes that make up a zoom. I worked it out on squared paper. It's also used, though differently, in the TOPLZM routine.

```
: data for zoom boxes in the form
:top left, bottom right,
:width (chars), depth (pixels)
ZDATA DEFW #4000,#50E0
DEFB 32,192
DEFW #4021,#50C1
```



```

DEFB 30,176
DEFW #4042,#50A2
DEFB 28,160
DEFW #4043,#50A3
DEFB 26,160
DEFW #4064,#5084
DEFB 24,144
DEFW #4085,#5065
DEFB 22,128
DEFW #4086,#5066
DEFB 20,128
DEFW #40A7,#5047
DEFB 18,112
DEFW #40C8,#5028
DEFB 16,96
DEFW #40E9,#5009
DEFB 14,80
DEFW #480A,#48EA
DEFB 12,64
DEFW #480B,#48EB
DEFB 10,64
DEFW #482C,#48CC
DEFB 8,48
DEFW #484D,#48AD
DEFB 6,32
DEFW #486E,#488E
DEFB 4,16
ZDATEN DEFW #486F,#488F
DEFB 2,16
DISP DEFW 0

```

▼ The horizontal flip is noticeably slower than the vertical one because it has to turn all the bits around for each byte.

```

;flip screen horizontal
FLIPH0 LD HL,#400F ;LHS
LD IX,#4010 ;RHS
LD C,16 ;width/2
FLIPH PUSH HL
PUSH IX
LD DE,32
LD B,192
PUSH BC ;SAVE C
FLIPH2 LD A,(HL)
EX AF,AF'
LD A,(IX+0)
LD C,128
SWITCH RLA
RR C
JR NC,SWITCH ;turn around

```

```

LD (HL),C
EX AF,AF'
LD C,128
SWIT2 RLA
RR C
JR NC,SWIT2 ;turn around
LD (IX+0),C ;swap them over
ADD HL,DE
ADD IX,DE
DJNZ FLIPH2 ;swap a column
;now do colour
POP BC
POP IX
POP HL
PUSH HL
PUSH IX
PUSH BC
LD DE,#1800
ADD HL,DE
ADD IX,DE
LD DE,32
LD B,24
FLATTR LD A,(HL)
EX AF,AF'
LD A,(IX+0)
LD (HL),A
EX AF,AF'
LD (IX+0),A ;swap attrs
ADD HL,DE
ADD IX,DE
DJNZ FLATTR ;do a column
POP BC
POP IX
POP HL
INC IX ;more right
DEC HL ;move left
DEC C
JR NZ,FLIPH ;do all the
columns
RET
;FLIP VERTICAL
FLIPVE LD IX,#48B0
LD HL,#4F60
LD B,12
FVERT PUSH BC
PUSH IX
PUSH HL
LD C,B
;swap two rows
SWVER2 PUSH IX
PUSH HL
LD B,32
SWVERT LD A,(HL)

```

```

EX AF,AF'
LD A,(IX+0)
LD (HL),A
EX AF,AF'
LD (IX+0),A ;swap them
INC HL
INC IX
DJNZ SWVERT ;swap a pixel line
POP HL
POP IX
DEC H ;up a pixel
DEFB #DD
INC H ;down a pixel
DEC C
JR NZ,SWVER2 ;swap two rows
;colour now
POP DE ;HL
POP BC ;IX
PUSH BC
PUSH DE
CALL DEATTR
LD H,D
LD L,E ;HL=one line
LD D,B
LD E,C
CALL DEATTR ;DE=other
LD B,32
SVATTR LD A,(DE)
EX AF,AF'
LD A,(HL)
LD (DE),A
EX AF,AF'
LD (HL),A ;swap attrs
INC HL
INC DE
DJNZ SVATTR ;do the whole row
POP HL
POP IX
POP BC
;now make HL go up,IX down
LD DE,32
DEFB #DD
LD A,L
CF #E0
JR NZ,EASYUP
LD DE,#720 ;if over a
boundary
EASYUP AND A
SBC HL,DE ;up
ADD IX,DE ;down
DJNZ FVERT ;do 12x2 lines
RET
END

```

NEW TAPE COPIER 7

on m/drive

Yes, it can be done! Make security BACK-UP copies of the MAJORITY of your SPECTRUM programs including HIGH SPEED loaders, and JERKY leaders with TC7. Other methods and programs have proved limited — NO RISK with OUR money back guarantee.

- ★Manages short/wide tone leaders. Long headerless, etc.
 - ★Includes BAUD RATE (speed) measurer.
 - ★Can save high speed/jerky parts in "normal" form for DRIVE transfer.
 - ★So many extra features we can't possibly list them here. Just try it and see.
- As the market leader we can't afford to let you down.

★MT6 an extra program for m/drive owners to transfer basic/code to their drives. Stops basic, etc.

COST ON TAPE ONLY £6.50 (or £7.50 inc MT6)
ON M/DRIVE CARTRIDGE £9.99 inc MT6

NEW TAPE TO DRIVE TRANSFER OF RECENT PROGRAMS

Yes, SPECTRUM owners now have a LOW COST way of transferring many of even the LATEST high-speed/jerky programs to their drives. You will be amazed! Other methods are expensive or very limited.

Firstly you need our MD1b (for m-drive) or WD1b (for Wafa/or Disc drive). They give you the tools to convert programs so that they will run on your drive. Includes ability to cope with very long programs, can split/chop bytes in one go. "VAL" creator, REMkill, make Visible, etc., etc. FULL manual (highly rated by CRASH) with example transfers. MD1b or WD1b on tape cost £6.99. "Manages more programs" — Your Spectrum.

NEW LERM INFORMATION SHEETS

Each sheet gives you the DETAILED instructions required to transfer eight of the more POPULAR programs. They cost £2 each plus SAE. Up to sheet 5 available.

TRANSFER PACK: Buy TC7+MD1b on M/drive cartridge + **INFORMATION SHEETS 1-3** for £15.50 (other drive owners get TC7 + WD1b on tape + sheets at same price).

UPDATE SERVICE: Send old tape + large SAE to get a £2 REDUCTION. **OVERSEAS:** Add £1 Europe; £2 others for each product. SAE for enquiries.

ALL PROGRAMS CARRY OUR MONEY BACK GUARANTEE (not updates).

LERM, DEPT YS, 10 BRUNSWICK GARDENS, CORBY, NORTHANTS NN18 9ER

HIRE SPECTRUM SOFTWARE

- ★ **OVER 500** different titles available for hire including **ARCADE, ADVENTURE, BUSINESS, EDUCATIONAL**, etc.
- ★ **OVER 10,000** tapes in stock. All publisher's originals.
- ★ **LOWEST HIRE CHARGES** — hire up to 3 tapes at a time, from only 63p (plus P&P and VAT) for 2 weeks hire.
- ★ **FREE** printed **CATALOGUE**.
- ★ **FREE** newsletter with hints, tips, reviews, etc.
- ★ **TAPES** for sale at **DISCOUNT** prices, (eg **MANIC MINER £2.00**).
- ★ **FAST, FAST SERVICE.** All tapes sent by 1st class postage.
- ★ **HALF-PRICE OFFER** — **LIFE** membership **ONLY £3.00** (normally £6.00).
- ★ **FREE** first hire tape. (For limited period).
- ★ **EUROPEAN MEMBERS WELCOME.** (Payment in Sterling).

Have you ever been disappointed with software you've purchased? Now you can hire it first. If you like it, buy it at £1.00 off our already discounted prices. If you don't, send it back and it will only cost you the hire fee.

NSL is the best **SPECTRUM** library, with over 8,000 delighted members, the largest range of tapes and controlled by our computer with 22 mb hard disc. **JOIN TODAY**, or, if you don't believe our claims write or 'phone 01-661 9240 for a catalogue, and check our competitors. We're confident you'll join **NSL**.

NATIONAL SOFTWARE LIBRARY

42 Harefield Avenue, Cheam, Surrey SM2 7NE.

I enclose £3.00 for **LIFE MEMBERSHIP**. Please rush my membership kit to me. If, within 28 days, I'm not delighted with your service you'll refund my membership fee.

Name _____

Address _____

YS 8

PROGRAM POWER


What's cooking then? It's a high-calorie caper in the kitchen from Christopher Hardy. So, if you're hungry for a great game, this one certainly has the recipe for success!

KITCHEN CHAOS

Wakey, wakey! Rise'n'shine. Breakfast's ready — or rather it's ready and waiting to be cooked. And it looks like it's down to you to cook up this cholesterol-rich culinary concoction. So, isn't it about time you got galloping, gourmet?

Sid Sausage, Iggy Egg and Chas Chip all have to make their way to the frying pan but they're not going to do it without your help. The three of them drop from the larder and it's your job to bounce them across the room to the cooker. At first, it's a bit of a doddle but things soon start to hot up. And as the man said, if you can't stand the heat, stay out of the kitchen!

To control your patented bits bouncer you'll only need to use the Z key to go left and the X key to go, wait for it, right! This really has all the ingredients of a great game so 'way you go ... But watch that you don't end up with egg on your face!



Let's see what's cookin' ... not a lot of things, Sid Sausage is not too keen to jump into that frying pan ... keep trying ... sizzle, sizzle ...

This program is available on DigiTape

```

1 LET hi=1500
5 DIM v(3,48): DIM z(3)
10 DIM p(3): LET p(1)=3: LET p(2)=6: LET p(3)=7
15 DIM i(3): DIM z(3)
17 DIM s(3)
20 DIM d(3): DIM e(3)
25 FOR f=1 TO 3: LET d(f)=8: LET e(f)=3: NEXT f
30 RESTORE 1000
40 GO SUB 1000
55 RESTORE 700
60 FOR g=1 TO 3: FOR f=1 TO 48
61 READ v(g,f): NEXT f: NEXT g
90 LET li=3
95 LET sc=0
100 REM variables
110 LET h=1: LET h1=h
115 FOR f=1 TO 3: LET z(f)=1: NEXT f
120 LET c=0
121 LET y=8
122 LET x=3
125 LET s(1)=1
126 LET i(1)=1
130 FOR f=2 TO 3: LET s(f)=INT (RND*60+40): NEXT f
150 GO SUB 900
    
```

Lines 1-150 Set up and initialise arrays and game variables. This portion also calls the subroutine to set up the UDGs.

```

170 LET le=13: GO SUB 3010
190 GO TO 500
    
```

Lines 170-190 These lines play the tune and then start the game proper.

```

500 REM loop
501 LET c=c+1
510 FOR n=1 TO 3
511 IF c=s(n) THEN LET i(n)=1
513 IF NOT i(n) THEN GO TO 537
515 LET y=v(n,z(n)): LET x=v(n,z(n)+1): LET z(n)=z(n)+2
520 PRINT INK p(n);AT y-1,x;CHR$ (146+2*n);AT y,x;CHR$ (147+2*n)
523 PRINT AT d(n)-1,e(n);" ";AT d(n),e(n);" ":LET d(n)=y: LET e(n)=x
531 IF y=17 AND ATTR (y+1,x)<>7 THEN FOR f=1 TO 10: PRINT INK RND*7;AT y+1,x;" ";AT y,x;" ":AT y-1,x;" ":BEEP .001,50: NEXT f: GO TO 600
535 IF z(n)=49 THEN LET z(n)=1: GO SUB 800: PRI
    
```

```

NT INK 4;AT 9,28;" ";AT 10,28;" ";AT 11,28;" ";
":BEEP .1,-7: BEEP .01,20: PRINT AT 11,28;" "
538 IF INKEY$="" THEN GO TO 557
539 PRINT INK 4;AT 18,h;" "
540 IF INKEY$="x" AND h<21 THEN LET h=h+10: BEEP .05,0
545 IF INKEY$="z" AND h>1 THEN LET h=h-10: BEEP .05,-10
557 PRINT INK 7;AT 18,h;" "
560 NEXT n
590 GO TO 500
600 REM endgame
610 LET li=li-1: PRINT AT 20,26;li: IF li=0 THEN GO TO 660
615 FOR f=1 TO 3: LET z(f)=1: LET i(f)=0: NEXT f
620 FOR f=1 TO 10: BEEP .01,f: NEXT f
630 FOR f=60 TO 10 STEP -5: BEEP .01,f: NEXT f
650 GO TO 100
    
```

Lines 500-650 This is the main loop. Notice the clever use of attribute checking rather than the standard ScreenS method.

```

660 REM The End!
663 IF sc>hi THEN LET hi=sc
665 FOR f=1 TO 3: LET z(f)=1: LET i(f)=0: NEXT f
670 GO SUB 3000
680 PAPER 0: BORDER 0: INK 7: CLS
690 FOR f=1 TO 3: PRINT : NEXT f
692 PRINT " K I T C H E N "
693 PRINT : PRINT
694 PRINT " C H A O S "
695 PRINT : PRINT TAB 8: INK 2: BRIGHT 1:"YOUR SCORE:";sc
696 PRINT INK 6;AT 16,5;"a";AT 17,5;"x"; INK 7;AT 16,24;"a";AT 17,24;"x"
697 PRINT INK 6: PAPER 1: FLASH 1;AT 21,6:"PRESS SPACE TO PLAY"
698 IF INKEY$="" THEN BEEP .2,5: GO TO 90
699 GO TO 698
    
```

Lines 660-699 This is the Game Over routine.

```

700 REM data
705 REM for flight
706 REM -----
710 DATA 8,3,9,3,11,3,13,3,15,3,17,3,15,4,13,5,1
1,6,10,8,11,10,13,11,15,12,17,13,15,14,13,16,12,1
8,13,20,15,22,17,23,15,24,13,25,11,27,10,29
720 DATA 8,3,9,3,11,3,13,3,15,3,17,3,15,4,13,5,1
1,6,10,8,11,10,13,11,15,12,17,13,15,14,13,16,12,1
8,13,20,15,22,17,23,15,24,13,25,11,27,10,29
730 DATA 8,3,9,3,11,3,13,3,15,3,17,3,15,4,13,5,1
1,6,10,8,11,10,13,11,15,12,17,13,15,14,13,16,12,1
8,13,20,15,22,17,23,15,24,13,25,11,27,10,29
    
```

Lines 700-710 This is the data to tell the program how the objects will move — crude but faster than calculation.

```

800 REM score
810 LET sc=sc+(100*n): PRINT INK 7: BRIGHT 1;AT 20,11;sc
820 IF n>1 THEN LET c=0: LET i(n)=0: LET s(n)=INT (RND*10)+1
830 RETURN
    
```

Lines 800-830 This increments and prints the score.

```

900 REM screen
910 PAPER 0: BORDER 0: INK 4: CLS
920 PLOT 0,175: DRAW 60,0: DRAW 0,-48: DRAW -60,0: DRAW 0,48
925 PLOT 8,168: DRAW 44,0: DRAW 0,-32: DRAW -44,0: DRAW 0,32
927 PLOT 30,168: DRAW 0,-32
928 PLOT 65,127: DRAW 70,0: DRAW 0,3: DRAW -70,0: DRAW 0,-3
929 PLOT 61,175: DRAW 188,0
930 PRINT AT 3,3;"a";AT 3,4;"o"
935 PRINT INK 2: BRIGHT 1;AT 0,17;"a"; INK 6;AT 1,17;"o"
940 FOR f=19 TO 21: PRINT INK 1;AT f,0;" ";NEXT f
950 PRINT INK 7;AT 7,27;" ";AT 8,27;" ";FOR f=9 TO 13: PRINT INK 7;AT f,31;" ";NEXT f
    
```


PROGRAM POWER

```

: FOR f=14 TO 18: PRINT INK 7:AT f,27;"SCORE:";
EXT f
953 PRINT INK 3:AT 14,26;" "
955 PRINT INK 6:AT 13,27;" " ; INK 5:AT 13,28;" "
960 PRINT INK 7:AT 20,5;"SCORE:";sc
970 PRINT INK 7:AT 20,20;"LIVES:";li
973 CIRCLE INK 5:190,140,10: CIRCLE INK 5:190,
140,12: INK 7: PLOT 190,140: DRAW 5,5: PLOT 190,1
40: DRAW -5,7
975 PRINT INK 5:AT 4,9;" " ;AT 5,9;" " ; INK 2:AT
4,10;" " ;AT 5,10;" " ; INK 7:AT 4,11;" " ;AT 5,11;"
" ; INK 3:AT 4,12;" " ;AT 5,12;" "
976 PRINT INK 7:AT 5,15;" "
980 PRINT INK 5:AT 7,12;" " ;AT 8,12;" "
983 PLOT 210,165: DRAW 40,0: DRAW 1,-20: DRAW -3
,-10: DRAW 3,-3: DRAW -37,0: DRAW -3,3: DRAW 1,20
: DRAW -1,10
985 PRINT INK 6:AT 2,28;"HI:"; INK 2:AT 3,27;hi
990 RETURN

```

Lines 900-990 This draws the natty background to the game.

```

1000 REM udg
1010 FOR g=USR "a" TO USR "u"+7: READ a: POKE g,a
: NEXT g: RETURN
1020 DATA 0,128,255,254,255,128,0,0,0,63,255,45,2
55,7,3,1,0,255,255,255,255,128,255,0,255,250,
244,232,232,24,240
1030 DATA 24,60,124,124,108,111,111,124,112,124,1
22,58,58,28,34,99
1040 DATA 0,54,127,255,231,215,74,195,231,255,254
,116,36,66,195,0
1050 DATA 252,244,244,122,74,202,234,122,29,125,6
1,61,61,61,61,127
1060 DATA 24,24,60,36,60,36,60,126,251,253,253,25
3,253,253,122,60
1070 DATA 8,0,26,25,8,35,51,1,0,134,106,96,74,24,
32,0
1080 DATA 254,130,146,186,146,162,170,178,162,186
,146,186,162,186,130,124
1090 DATA 254,254,254,254,254,254,254,254,254,254
,254,254,254,254,124
1100 DATA 24,36,24,24,24,24,24,24,52,122,122,1
22,122,52,24

```

1110 DATA 60,36,36,24,36,60,60,60

Lines 1000-1100 This is the data for the UDGS.

```

3000 REM tune
3005 LET l=32
3010 RESTORE 3000
3020 FOR f=1 TO l: READ note: READ pause
3030 BEEP .1*pause,note: PAUSE pause
3035 BEEP .01,note
3040 NEXT f
3045 FOR f=60 TO 1 STEP -3: BEEP .01,f: NEXT f
3050 RETURN
3060 DATA 8,2,5,2,8,4,8,2,5,2,8,4,10,2,8,2,6,2,5,
2,3,2,5,2,6,2,5,1,6,1,8,2,1,1,1,1,1,1,2,1,1,3,1
,5,1,6,1,8,4,8,2,3,2,3,2,6,2,5,2,3,2,1,8

```

Lines 3000-3060 This is the data and routine for the music.

Here at YS we print the best programs around, but we don't write them ... you do! So, if you have a mega wonderful program send it off to Gavin Monk, Program Power, Your Spectrum, 14 Rathbone Place, London W1P 1DE.

MON CREATION

OK, here it is — my program that'll knock yer socks off — please be as kind as possible.

Program title
 Program length.....K Machine Code/BASIC*
 * Delete as applicable

Name

Address

Postcode

Of course, I understand that if my program is not completely my own work then I will be forced to my listing!

THE GREATEST SALE EVER

SOFTWARE	Our Price
Chequered Flag	\$0.96
Horace Goes Skiing	\$0.96
Sinclair Chess	\$1.20
Super Ted (Educ. game)	\$1.20
Kenilzie	\$1.96
Braxx Bluff	\$1.96
Subterranean Stryker	\$2.45
Runes of Zendo (Crash Smash)	\$2.45
Eurekall	\$2.45
Plummet	\$2.45
Heroes of Kam	\$2.45
Cyclone	\$2.96
T.L.L.	\$2.96
Hyper Sports	\$6.75
The Artist	\$11.75
Spy v Spy	\$6.95
Stop the Express	\$2.96
Frank Bruns's Boxing	\$6.75
Frankie Goes To Hollywood	\$6.75
Glass	\$6.75
That's The Spirit	\$6.75
Combat Lynx	\$6.75
Dynamite Dan	\$6.75
The Bojze	\$6.75
Arrhem	\$6.75
Highway Encounter	\$6.75
Paint Plus	\$6.75
Knight Shade	\$6.75
Dam Busters	\$6.75
1984	\$1.96
Peytraix	\$2.96

Times 2090 Thermal Printer \$44.95

COMPUTERS + PERIPHERALS	Our Price
DE Light Pen	\$17.95
DE Keyboard	\$27.95
DE Joystick (QS II) + Interface (Kempston) Offer	\$15.95
Single Port Interface	\$7.95

P. & P. 50p Software Order Under £5.00 (over £6.00 Free)
 £1.50 Keyboards, £2 Printer + Drive, 60p All Other Items, P.O. Cheques Payable to:

LOGIC SALES LTD.

Micro Computers, Software & Supplies,
 6 Midgate, Peterborough, Cambs. PE1 1TN
 Telephone: (0733) 49696



SINCLAIR SOFTWARE BONANZA

Pack 1 — Beyond Basic, Forth, Print Utilities, Music Master, Zudez Assembler, Small business accounts, Cattel IQ test	\$12.95
Pack 2 — Set of 5 Sinclair Learn to read series	\$5.95
Pack 3 — VU Calc, VU File, VU 3D	\$5.95
Pack 4 — Ship of Doom, Espionage Island, Planet of Death, Inca Curse, Embassy Assault, Super Spy	\$5.95
Pack 5 — Alphabet Games, Speech Marks, Castle Spellabus, Early Punctuation, Capital Letters, The Apostrophe	\$5.95
Pack 6 — Back Gammon, 4D Time Data Adventure, Biorhythm, Reversi, Driller Tanks, Devils of the Deep, Manic Miner	\$5.95
New Pack 7 — Club Record Controller, Collectors Pack, Small Business Accounts	\$5.95
New Pack 8 — Magnets, Glydar, Flipit, Chess, Tutor, Cargo	\$5.95
New Pack 9 — Space Raides, Traxx, Oracles, Caves Horace and the Spiders, Hungrey Horrace, Planetsoids	\$5.95
New Pack 10 — Romals Revenge, Dungeon Master, Transalvanin Tower, Devils Of The Deep, Lost, Racing Driver	\$5.95

COMPUTERS + PERIPHERALS	Our Price
Quick Shot II Joysticks	\$7.95
Rotronics Wafadrive's	\$95
Currah Speech & Sound	\$17.95
Kempston Pro Interface	\$17.95

RELAX!

This issue's programs are already on tape...

Save your time, energy and sanity when you load direct from DigTape cassette, this month's program listings (as marked).

Create your own collection of games and utilities which will prove invaluable for years to come and will look superb when added to your own library.

This unique service, provided by DigTape in conjunction with YOUR SPECTRUM, is to increase the enjoyment for the readers. This service will be available every month.

Back issues, from July 1985 on, will be available on request.

Telephone Orders: ACCESS
 CARD Holders ring
 (0792) 799193



DIGITAPE™
 Please rush me my official copy of YOUR SPECTRUM's DigTape cassette issue No. (see front cover). I have enclosed a cheque/P.O. for £2.99 (£3.99 for Overseas)
 OR please debit my ACCESS Card No. _____
 Name _____
 Address _____
 Code _____
 Send to: DigTape, Freeport, Swansea SA5 5ZT (no stamp required)

The Spectrum storage system



ROTRONICS WAFADRIE

- Dual 128K storage
- Fast, reliable access
- Centronics and RS232 ports
- FREE Spectral Writer wp package
- FREE blank wafer

Blank wafers: 16K (£2.49)
64K (£2.79) 128K (£2.99)

Heathrow/Nightlife II £14.95 Space Wars/
Seidab Attack/Lumpy Laundry/World Cup
Bower/Wong's Loopy Laundry/World Cup
£9.95 Melbourne Draw £9.95 Starbike £7.95
ZAPPI Assembler/Disassembler/Monitor
£19.95 Sherlock £14.95 RS232 lead £10.95
Centronics lead £12.95 Mugsy £9.95 Stock
Manager * £19.95 Finance Manager * £19.95
Address Manager * £19.95 VAT Manager * £19.95
* 80 column version

All prices include VAT and p + p. Please make
your cheque/PO payable to SMT. Or quote
Access/Barclaycard number. Write your name
and address clearly. Please allow 28 days for
delivery. SMT, FREEPOST, Greens Norton,
Towcester, Northants. NN12 8BR.



ONLY
£99.95
INCL. P&P

INCREDIBLE!

TRANSFER ANY PROGRAM TO MICRODRIVE CARTRIDGE
THE FULL POTENTIAL OF YOUR MICRODRIVE
CAN BE REALISED WITH THE

MIRAGE MICRODRIVER

The most revolutionary and exciting peripheral yet for the
Spectrum 48K and the Spectrum +

NOW ONLY **£39.95** inc P&P

Features:

- ★ Consists of hardware only, no additional software required.
- ★ Transfers any program to Microdrive in one simple operation.
- ★ Extremely easy to use.
- ★ Freeze any game at any point, save it, and restore it later.
- ★ Compacts program for efficient use of cartridge.
- ★ Through connector for other peripherals.
- ★ "Poke" facility for infinite lives, etc.
- ★ Also saves to cassette.

"If you have a microdrive the Microdriver is the most important
piece of hardware you could buy." *John Lambert — Sinclair User*
"...an essential buy for the Spectrum owner who has converted to
microdrive..." *Ian Sinclair — Author*
"I much preferred the Microdriver for speed and ease of use." *Iolo
Davidson — Your Spectrum*
"I preferred the Microdriver because of its ease of use." *Andrew
Pennell — Popular Computing Weekly*

Note: This unit is intended for software owners to transfer programs on to
microdrive cartridges for speed and ease of access. Programs saved using the
Mirage Microdriver are unreadable unless the Microdriver is present.

Trade and overseas enquiries welcome.

**MIRAGE
Microcomputers
Limited**

24 Bank Street
Braintree
Essex CM7 7UL
Tel: (0376) 48321



THE FABULOUS CASSETTE

FROM
cascade

**50 SUPER
COMPUTER
GAMES ON
ONE CASSETTE**

YOURS
FOR ONLY
£9.95
POSTAGE FREE

VEAH.
PLUS A FREE
CALCULATOR
WATCH

VALUE
THAT'S OUT
OF THIS
WORLD.

FREE with every order
for a cassette 50

20 Key, Multifunction
Calculator Watch

- Normal 12 and 24
hour time mode
- Calendar mode
- Calculator mode
- Alarm mode



Worth
over
£10.00

CASSETTE 50 IS AVAILABLE ON
BBC AIB ATARI DRAGON ELECTRON
VIC-20 ORIC-1 ZX81 Apple Almos
Spectrum commodore 64 AMSTRAD

**EXPRESS DELIVERY-
ORDER NOW!**
and get your **FREE calculator watch**
with every **Cassette 50**

Name _____
Address _____
Post Code _____
Country _____

Spectrum 16k/48k or +

'Incredibly frustrating!' - that's the verdict on
Cassette-50's FROGGER. Satisfied users tell
us it's one of the most challenging you'll find
- it's almost as good as the arcade version!
CARGO has you trying desperately to
complete your helicopter mission under
attack. Plus 48 other tactical, logical and
adventure games featuring multi-coloured and
user-defined graphics, scrolling and full use of
the Spectrum sound capabilities.

- | | | |
|-------------------|----------------|---------------------|
| 1. Muncher | 18. Ski Run | 36. Draggold |
| 2. Ski Jump | 19. Tanks | 37. Space Search |
| 3. Basketball | 20. Solar Ship | 38. Inferno |
| 4. Frogger | 21. Ten Pins | 39. Nim |
| 5. Breakout | 22. Cars | 40. Voyager |
| 6. Crusher | 23. Stomper | 41. Sketch Pad |
| 7. Startrek | 24. Pinball | 42. Blitz |
| 8. Martian | 25. Cavern | 43. Fishing Mission |
| Knockout | 26. Laser | 44. Mystical |
| 9. Boggles | 27. Alien | Diamonds |
| 10. Alien Attack | 28. Cargo | 45. Galaxy Defence |
| 11. Lunar Landing | 29. The Race | 46. Cypher |
| 12. Maze Eater | 30. The Skull | 47. Jetmobile |
| 13. Microtrap | 31. Orbit | 48. Barrel Jump |
| 14. Motorway | 32. Munch | 49. Attacker |
| 15. Labyrinth | 33. Bowls | 50. Space Mission |
| 16. Skittles | 34. Raiders | |
| 17. Race Track | 35. Field | |

Names and games may vary for each type of computer.

Postage FREE. Goods will be despatched within 7 days.

I enclose a cheque/ ☐ made payable to
postal order for Cascade Games Ltd.

or through any Post Office by TRANSASH (Giro No. 655 6655)
For even faster ordering when charging to Access, Barclaycard and
Trustcard Visa use our 24 hour service. (0423) 504663


☐ VISA No.
☐ AMSTRAD ☐ VIC 20 ☐ ORIC 1 ☐ BBC AIB
☐ ATARI ☐ ELECTRON ☐ ZX 81 ☐ APPLE
☐ ATMOS ☐ DRAGON ☐ SPECTRUM

Cascade Games Ltd.,
1-3 Haywa Crescent, Harrogate,
North Yorkshire, HG1 5BG, England.
Telephone: (0423) 504663 Registered Number 1755554

MACROIDS

Who's that knocking on the door? It's Stuart Jamieson with an amazing version of the arcade fave, Asteroids. Prepare for piles of fun ...

As well as the Asteroids, watch out for the alien spaceships. On the first screen they fly like crows, in straight lines, so they're easy to pick off. As for the later screens, well you'll just have to find out yourself ...



The controls on your ship are very simple, so don't worry if you ain't Mr Spock. You can turn left, right and go forward — that's all. Oh, and if you really get into big trouble you can zoom off into hyperspace.

Playing piggy in the middle is a good tactic for starters. If you really need to move, then use hyperspace rather than thrust. Once you start floating around you can consider yourself a gonner.

Looks easy, doesn't it? Those big lumbering asteroids just float around waiting to be zapped. Just one thing, though — they divide on impact. Now there's two of them, then four and now you've got problems ...

You remember Stuart Jamieson? He of *Mac Man* fame in *YS* issue 12? Well, now he's done the seemingly impossible — a version of *Asteroids* that fits into just under 5K — and it still includes features that you'd only expect to find in programs ten times that size.

The theme of *Macroids* can be summed up in one word — survival. You're stranded at the centre of the solar system and only your ship's armaments stand between you and a stupendous asteroid field. Can you face the final frontier?

Huh, so you had the arcade game sussed ages ago, eh? You're thinking there's no challenge here? Well, think again — *Macroids* is tougher than any arcade *Asteroids*. So far the *YS* crew has yet to make it to the second sheet. (*Ahem, my hand slipped! Ed*)

Use the main menu options to define the keys that'll let you take control of your ship. And that's all that stands between you and hours and hours of alien annihilation.

OUT OF TIME

Have you been telling yourself that you've got all the time in the world to come up with your entry for Opportunity

Knocks? All in good time, eh? Well, think again. Time's running out. You'd best get a move on if you're to stand any chance of reserving your place in the compo. Of the six programs to be published, there are only four places left. Take a look at the *Macroids* and last month's *Bounzai* to see the standard that we're after and try to keep the size of your programs within the limits that we can fit into the mag — 5K's about right. Beyond that there are no restrictions — just so long as your program's truly brilliant, imaginative and does what you say it does.

When we've chosen our six finalists, we'll be asking you all to pick the overall winner. Then you'll have the chance to vote for the program you reckon knocks the top six for six.

All we ask is that your program really knocks our socks off if you want opportunity to come a 'knockin'!

This program is available on Digi'T'ape

DON'T READ THIS ...

... until you're tearing your hair out in total desperation!

If you've been defeated by the sheer impossibility of completing the first screen of *Macroids*, let alone the whole

game, here are a couple of POKES, courtesy of Stuart, that'll give you a helping hand:
POKE 40383,0 for infinite lives
POKE 43210,0: POKE 43211,0 if you want total immunity from everything.

THE BASIC LOADER

Type this short program in and save it at the start of your *Macroids* master — that's before the main code, of course!

```
10 PAPER 0: INK 0: BRIGHT 1: B
ORDER 0: CLS
20 PRINT AT 9,12: INK 7: "MACAR
OID"; TAB 299: "IS LOADING"
30 LOAD "CODE
40 RANDOMIZE USR 40000
```

THE HEX LOADER

Here's the program that'll let you get on with the business of entering the Hex code. What d'you mean you're ready to give up already? Well, the program's on Digi'T'ape, so you're OK!


```
1 REM Hex Loader for Macaroids
5 POKE 23658,8
9 CLEAR 39999
10 FOR i=4e4 TO 4e4+4972 STEP
B
20 LET cs=0
30 PRINT AT 0,0: "Address "; i
40 INPUT "Hex B Bytes", LINE a
$
60 IF LEN a$<>16 THEN GO TO 1
000
80 LET f=0: FOR j=1 TO 16
90 IF (a$(j)<"0" OR a$(j)>"9")
AND (a$(j)<"A" OR a$(j)>"F") TH
EN LET f=1
100 NEXT j
105 IF f=1 THEN GO TO 1000
110 FOR n=0 TO 7
120 LET y=CODE a$(1)-48: IF y>9
THEN LET y=y-7
130 LET z=CODE a$(2)-48: IF z>9
THEN LET z=z-7
140 LET va=16*y+z
150 LET cs=cs+va
160 POKE i+n,va
165 PRINT AT 2,n*3;a$( TO 2)
170 LET a$=a$(3 TO )
180 NEXT n
183 INPUT "Checksum "; LINE a$
184 PRINT AT 2,25;a$
185 IF VAL a$<>cs THEN GO TO 1
000
187 CLS
190 NEXT i
200 CLS : PRINT "SAVE CODE AFTE
R BASIC LOADER." " " "REMOVE EAR LE
AD"
210 SAVE "maccode"CODE 40000,49
72
220 CLS : PRINT "VERIFYING"
230 VERIFY "CODE
240 CLS : PRINT "ALL OK": STOP
1000 PRINT AT 15,0:"ERROR": GO T
O 20
```

THE HEX DATA

Type this code into your Speccy using the Hex Loader. And don't despair, Rome wasn't programmed in a day!

```
40000 F3 CD 60 AE AF D3 FE 32 =1408
40008 48 5C CD BF A1 CD 2A 9D =1077
40016 3E F7 DB FE CB 47 28 09 =1105
40024 CB 4F 20 F1 CD 5E 9D 18 =1035
40032 E9 CD BE 9D 21 5A B2 11 =1103
40040 11 9D 06 03 1A BE 28 04 =443
40048 30 D8 18 06 13 23 10 F4 =608
40056 18 D0 11 11 9D 21 5A B2 =724
40064 01 03 00 ED B0 18 C3 4D =713
40072 41 43 41 52 4F 49 44 57 =586
40080 52 49 54 54 45 4E 20 42 =568
40088 59 20 53 54 55 41 52 54 =604
40096 20 4A 41 4D 49 45 53 4F =552
40104 4E 20 7F 31 39 38 35 31 =501
40112 20 20 50 4C 41 59 20 47 =477
40120 41 4D 45 32 20 20 44 45 =462
40128 46 49 4E 45 20 48 45 59 =555
40136 53 48 49 47 48 53 43 4F =600
40144 52 45 4C 41 53 54 20 53 =574
40152 43 4F 52 45 50 52 45 53 =611
40160 53 20 4B 45 59 20 46 4F =529
40168 52 52 2E 20 4C 45 46 54 =541
40176 20 52 2E 20 52 49 47 48 =490
```


ARE YOU THE BRIGHT SPARK WE ARE LOOKING FOR?



Electric Dreams Software is a publisher of original programs for Amstrad, Atari, Commodore and Sinclair home computers. We are interested in hearing from authors conversant in machine code on the Z80 series, 68000 series and 6502 processors who are involved in recreational software development. If you are seeking full international exposure and promotional support for your programs and wish to enjoy the rewards your efforts merit, please contact Paul Cooper for an informal discussion.

SOFTWARE HOUSES

Allow Electric Dreams Software to market and distribute your titles, leaving you to concentrate on product design and development. To take advantage of this opportunity and gain financial security, please do not hesitate to telephone Rod Cousens. All enquiries will be treated in strictest confidence.

Contact: Rod Cousens or Paul Cooper
at Electric Dreams Software,
31 Carlton Crescent,
Southampton SO1 2EW.
Tel: Southampton (0703) 225282.

*Electric
Dreams*

S O F T W A R E

40184 54 54 48 52 55 53 54 20 =606
 40192 20 46 49 52 45 20 20 20 =422
 40200 20 48 59 50 45 52 44 52 =574
 40208 55 00 00 00 00 00 20 40 =234
 40216 80 40 00 EA 40 0E 49 48 =661
 40224 09 C8 48 0A 27 50 D2 48 =692
 40232 33 50 11 07 90 06 21 =484
 40240 14 9D C5 46 23 4E 23 E5 =821
 40248 66 69 22 58 B2 CD 28 A1 =913
 40256 E1 23 C1 10 ED 11 11 9D =897
 40264 CD 4E 9D 11 5A B2 4E 23 =838
 40272 E5 66 69 22 58 B2 EB CD =1176
 40280 D8 0A EB E1 23 C9 CD BF =1420
 40288 A1 CD B3 9D 21 64 48 11 =924
 40296 DC 9C 06 00 22 58 B2 CD =900
 40304 28 A1 DD 21 18 A9 06 05 =659
 40312 C5 06 08 21 75 48 22 58 =555
 40320 B2 CD 28 A1 D5 CD 92 9D =1305
 40328 D1 DD 77 00 DD 23 C1 10 =1014
 40336 E7 C9 1E 00 01 FE FE ED =1208
 40344 78 2F E6 1F 28 0B CB 27 =721
 40352 CB 27 CB 27 B3 CD B3 9D =1204
 40360 C9 CB 00 1C 7E FE 00 20 =849
 40368 E6 18 DF 01 00 00 F5 08 =734
 40376 78 B1 20 FB F1 C9 3E 0A =1088
 40384 32 52 B2 CD 8F A1 CD 7C =1148
 40392 A0 CD 3E A5 CD 76 A7 CD =1287
 40400 1E AB CD 62 A9 CD 91 A3 =1186
 40408 CD 9E AB 3A 54 B2 A7 28 =1058
 40416 E8 FE FF 28 2D CD 8F A1 =1335
 40424 CD B4 A1 CD F7 9D CD 95 =1509
 40432 A0 AF 32 54 B2 18 D2 CD =1086
 40440 34 A1 CD 74 A1 CD CF A0 =1267
 40448 CD 81 A1 06 96 FD 21 3A =995
 40456 5C FB 76 10 FD F3 CD 8F =1321
 40464 A1 C9 AF 32 54 B2 3A 52 =989
 40472 B2 3D A7 28 12 32 52 B2 =774
 40480 AF CD 3A 9E CD 8F A1 CD =1310
 40488 F7 9D CD 82 A0 18 9A 06 =1083
 40496 06 C5 AF CD 3A 9E C1 10 =1008
 40504 F8 C9 A7 28 27 DD E5 C5 =1342
 40512 D5 E5 CB 27 5F 16 00 21 =834
 40520 5A 9E 19 5E 23 66 68 11 =628
 40528 01 00 CD B5 03 F3 E1 D1 =1067
 40536 C1 DD E1 C9 8C 00 BE 00 =1170
 40544 28 00 00 01 E5 C5 FE 0A =509
 40552 46 2B 10 FE D3 FE 2E 10 =1102
 40560 08 7C B5 28 03 08 18 F0 =628
 40568 08 C1 E1 C9 00 00 00 00 =627
 40576 01 00 01 00 03 80 03 80 =264
 40584 07 C0 07 C0 0F E0 0F E0 =876
 40592 0F E0 1F F0 1F F0 3F F8 =1092
 40600 3F F8 00 00 00 00 00 00 =311
 40608 00 40 00 C0 01 C0 03 C0 =644
 40616 07 C0 0F C0 1F C0 3F C0 =884
 40624 7F C0 FF C0 3F C0 07 C0 =1220
 40632 00 C0 00 00 00 00 00 00 =192
 40640 00 00 00 00 00 7C 01 F8 =385
 40648 07 F8 1F F8 7F F0 3F F0 =1204
 40656 1F E0 0F E0 07 C0 03 C0 =888
 40664 01 80 00 80 00 00 00 00 =257
 40672 00 00 00 00 00 00 00 00 =0
 40680 3F FE 3F FC 1F F8 1F F0 =1182
 40688 1F E0 0F C0 0F B0 0F 00 =620
 40696 06 00 04 00 00 00 00 00 =10
 40704 00 00 00 00 00 30 00 3C =108
 40712 3F 80 3F E0 3F F8 3F FE =1106
 40720 3F F8 3F E0 3F F8 3C 00 =849
 40728 30 00 00 00 00 00 00 00 =48
 40736 04 00 06 00 0F 00 0F 00 =168
 40744 0F C0 1F E0 1F F0 1F F8 =1012
 40752 3F FC 3F FE 00 00 00 00 =632
 40760 00 00 00 00 00 00 00 00 =0
 40768 01 00 03 00 07 80 0F 80 =282
 40776 1F C0 3F C0 7F E0 FF E0 =1308
 40784 3F F0 0F F0 03 F0 00 F8 =1049
 40792 00 18 00 00 00 00 00 00 =24
 40800 00 00 00 C0 07 C0 3F C0 =646
 40808 FF C0 7F C0 3F C0 1F C0 =1244
 40816 0F C0 07 C0 03 C0 01 C0 =794
 40824 00 C0 00 40 00 00 00 00 =256
 40832 00 00 00 00 3F F8 3F F8 =622
 40840 1F F0 1F F0 0F E0 0F E0 =1020
 40848 0F E0 07 C0 07 C0 03 80 =768
 40856 03 80 01 00 00 00 00 00 =132
 40864 0C 00 0F C0 0F F0 0F FE =751
 40872 0F FC 0F F8 0F F0 0F E0 =1024
 40880 0F C0 0F 80 0F 00 E0 00 =379
 40888 0C 00 08 00 00 00 00 00 =20
 40896 01 00 01 00 03 C0 03 E0 =552
 40904 07 F0 07 F0 0F FC 0F FE =1038
 40912 1F F8 1F E0 1F 80 3E 00 =755
 40920 30 00 00 00 00 00 00 00 =48
 40928 00 00 00 20 00 60 F0 =368
 40936 01 F0 03 F0 07 F8 0F F8 =1002
 40944 1F F8 3F FC 7F FC 00 00 =973
 40952 00 00 00 00 00 00 00 00 =0
 40960 00 00 00 00 00 18 00 78 =144
 40968 03 F8 0F F8 3F F8 FF F8 =1328
 40976 3F F8 0F F8 03 F8 00 78 =945

40984 00 18 00 00 00 00 00 =24
 40992 00 00 00 00 00 00 7F FC =379
 41000 3F FC 1F F8 0F F8 07 F8 =1112
 41008 03 F0 01 F0 00 F0 00 60 =820
 41016 00 20 00 00 00 00 00 =32
 41024 00 00 30 00 3E 00 1F 80 =269
 41032 1F E0 1F F8 0F FE 0F FC =1070
 41040 07 F8 07 F0 03 E0 03 C0 =924
 41048 01 80 01 00 00 00 00 00 =130
 41056 08 00 00 00 00 00 0F 00 =49
 41064 0F 80 0F C0 0F E0 0F F0 =844
 41072 0F F8 3F FC 0F F0 0F 00 =928
 41080 0C 00 00 00 CD 68 A1 CD =687
 41088 A4 A1 CD FA A3 CD 08 A4 =1320
 41096 CD AE A3 CD 09 AB CD E4 =1360
 41104 A3 CD D0 A3 C9 CD 08 A4 =1317
 41112 CD 09 AB CD 00 A3 CD E4 =1394
 41120 A3 CD FA A3 C9 21 55 B2 =1278
 41128 DD 21 5A B2 DD 7E 02 86 =1005
 41136 27 23 DD 77 02 DD 7E 01 =764
 41144 8E 27 DD 77 01 23 DD 7E =904
 41152 00 0E 27 DD 77 00 36 00 =575
 41160 2B 36 00 2B 36 00 C9 21 =428
 41168 92 40 22 58 B2 21 5A B2 =811
 41176 7E E5 CD EB A0 E1 23 E5 =1444
 41184 7E CD EB A0 E1 23 7E CD =1317
 41192 EB A0 C9 F5 0F 0F 0F 0F =901
 41200 CD F4 A0 F1 E6 0F C6 30 =1341
 41208 CD FC A0 C9 6F 26 00 29 =1008
 41216 29 29 11 00 3C 19 ED 5B =512
 41224 5B B2 EB 06 08 C5 D5 1A =951
 41232 77 F5 CD 74 AE F1 77 CD =1424
 41240 74 AE D1 13 C1 10 EE EB =1200
 41248 2A 58 B2 23 22 58 B2 C9 =844
 41256 C5 05 1A CD FC A0 D1 13 =1281
 41264 C1 D0 F5 C9 21 89 40 22 =923
 41272 58 B2 11 59 A1 06 05 CD =749
 41280 28 A1 21 29 48 06 05 22 =392
 41288 58 B2 CD 28 A1 21 C9 48 =978
 41296 22 58 B2 06 05 CD 28 A1 =717
 41304 C9 53 43 4F 52 45 4C 49 =730
 41312 56 45 53 4C 45 56 45 4C =614
 41320 21 5A B2 36 00 C9 3A 52 B2 =641
 41328 23 36 00 C9 3A 52 B2 21 =641
 41336 32 48 22 58 B2 CD EB A0 =1022
 41344 C9 3A 53 B2 27 21 D2 48 =874
 41352 22 58 B2 CD EB A0 C9 21 =1134
 41360 00 40 11 01 40 36 00 01 =201
 41368 00 18 ED B0 36 47 01 00 =563
 41376 03 ED B0 C9 21 D1 A1 11 =1037
 41384 E2 B1 01 70 00 00 80 AF =1104
 41392 32 53 B2 C9 3A 53 B2 3C =891
 41400 32 53 B2 E6 03 3C 11 70 =733
 41408 00 21 61 A1 47 19 10 FD =656
 41416 11 E2 B1 01 70 00 ED B0 =946
 41424 C9 00 00 00 00 00 00 0F =216
 41432 00 00 05 AB 30 08 50 EB =556
 41440 04 20 44 08 20 C4 10 10 =372
 41448 04 3E 5D 12 49 AE AA 72 =836
 41456 08 44 82 06 0C 41 1D C4 =514
 41464 21 24 32 41 46 14 81 89 =540
 41472 08 4E 11 10 38 08 88 04 =323
 41480 AB A6 07 50 74 08 00 28 =585
 41488 14 30 40 0A 79 C0 01 87 =591
 41496 00 00 00 30 00 20 60 16 =339
 41504 98 20 F4 51 25 2A 23 4C =699
 41512 41 46 46 23 24 21 72 13 =442
 41520 CE 24 21 38 11 0C AE 07 =541
 41528 68 00 78 96 71 4E 93 A2 =874
 41536 5D 00 00 00 07 80 78 1F =379
 41544 C1 FC 3F E3 FE 3F E3 FF =1934
 41552 7F F7 FF 7F F7 FF 7F 77 =1504
 41560 F1 FE 63 F3 3E E3 F6 1F =1283
 41568 C9 7E 07 80 F8 01 C0 60 =1119
 41576 00 E0 60 00 70 60 00 30 =576
 41584 60 00 38 00 00 1C 60 00 =372
 41592 0C 00 00 00 00 00 00 80 =485
 41600 00 0F 00 00 06 00 00 04 =25
 41608 00 8C 62 D2 96 A1 0A 80 =897
 41616 02 07 C2 9F F2 A0 0A B1 =1031
 41624 02 81 02 8C 62 96 D2 96 =881
 41632 D2 92 92 4C 64 20 08 1F =749
 41640 F0 3C 7E FF 1F FF EF 7E =1332
 41648 3C 03 F8 00 07 FE 00 0F =587
 41656 FE 00 1F FE 00 3F BE 00 =792
 41664 7A 06 00 70 02 00 F8 00 =506
 41672 AE F8 01 55 F8 0A AB F8 =1170
 41680 B1 54 F8 00 00 F8 01 FC =834
 41688 F8 01 FE F8 01 FF F8 01 =1256
 41696 FF 7C 02 00 7E 06 00 3F =576
 41704 BE 00 1F FE 00 0F FE 00 =744
 41712 07 FE 00 03 F8 00 00 00 =512
 41720 00 00 39 3F C0 00 80 0F =454
 41728 F0 1F F8 3F FC 00 00 3F =897
 41736 FC 3F FC 3F DC 3F DC 1F =1164
 41744 B8 1F B8 0F 70 07 E0 03 =760
 41752 C0 CA 95 11 F1 20 E4 BE =1203
 41760 E4 00 00 00 00 00 00 06 =234
 41768 00 60 1F FF F8 1F FF F8 =1164
 41776 1F FF F8 1F E7 F8 1F DB =1294

41784 F8 0F BD F0 03 BD C0 00 =1076
 41792 DB 00 00 E7 00 00 FF 00 =705
 41800 7C FF 3E FE FF 7F FE FF =1586
 41808 7F FE E7 7F FE C3 7F FF =1570
 41816 FF FF 7F FF FE C3 FF FC =1716
 41824 0F FF F0 03 FF C0 00 00 =960
 41832 00 03 C0 07 E0 02 40 05 =497
 41840 A0 07 E0 06 60 1E 78 1F =674
 41848 FB 3F FC 3D BC 39 9C 39 =1082
 41856 9C 1F F8 1F F8 0F F0 00 =969
 41864 00 EE 8A 02 72 17 70 A1 =692
 41872 77 21 F5 AF 11 03 00 0E =606
 41880 00 06 1C 7E FE FF 20 01 =702
 41888 0C 19 10 F7 79 FE 1C C0 =895
 41896 3E 80 32 54 B2 C9 DD 21 =957
 41904 18 A9 DD 36 05 57 DD 36 =835
 41912 06 77 11 7C 9E DD 73 07 =767
 41920 DD 72 08 DD 36 09 00 DD =848
 41928 36 0A 00 DD 36 08 00 C9 =551
 41936 DD 21 18 A9 DD 46 05 DD =964
 41944 4E 06 DD 5E 07 DD 56 08 =721
 41952 CD 96 AF C9 21 98 A4 06 =1086
 41960 04 C5 46 23 4E 23 E5 11 =665
 41968 E2 B1 CD A1 AF E1 C1 10 =1378
 41976 F0 C9 21 63 B3 11 64 B3 =1048
 41984 36 00 01 0F 00 ED B0 C9 =684
 41992 DD 21 EB B2 06 04 C5 06 =880
 42000 07 DD 36 00 FF DD 36 01 =813
 42008 00 DD 23 10 F8 C1 DD 23 =969
 42016 10 EC DD 21 5F B2 11 15 =817
 42024 00 06 04 21 98 A4 CD 71 =677
 42032 A4 E6 0F DD 77 00 7E 23 =910
 42040 DD 77 01 7E 23 DD 77 02 =844
 42048 DD E5 C5 06 06 CD 71 A4 =1141
 42056 E6 0F DD 77 03 DD 23 DD =1065
 42064 23 DD 23 10 F0 C1 DD E1 =1186
 42072 DD 19 10 D2 CD A0 A4 CD =1206
 42080 63 A4 C9 21 F5 AF 11 F6 =1180
 42088 AF 01 54 00 36 00 ED B0 =727
 42096 C9 E5 D5 2A 76 5C A3 54 =1142
 42104 5D 29 29 19 29 29 29 19 =348
 42112 22 76 5C 7E F5 2A 5D B2 =928
 42120 7E F5 23 3E F8 A4 67 22 =832
 42128 5D B2 F1 D1 83 D1 E1 C9 =1487
 42136 24 32 24 CE B4 32 B4 CE =944
 42144 DD 21 5F B2 CD FA A4 06 =1152
 42152 04 C5 CD B6 A4 C1 11 15 =983
 42160 00 DD 19 10 F4 C9 DD 7E =1054
 42168 03 DD BE 06 20 09 DD 7E =808
 42176 06 2F E6 0F DD 77 06 DD =865
 42184 7E 09 DD BE 0C 20 09 DD =820
 42192 7E 0C 3C E6 0F DD 77 0C =791
 42200 DD 7E 0C DD BE 0F 20 09 =826
 42208 DD 7E 0F 3C E6 0F DD 77 =1007
 42216 0F DD 7E 0F DD BE 12 C0 =998
 42224 DD 7E 12 3C E6 0F DD 77 =1010
 42232 12 C9 DD 7E 00 DD BE 15 =998
 42240 20 09 DD 7E 15 3C E6 0F =714
 42248 DD 77 15 DD 7E 15 DD BE =1140
 42256 2A 20 09 DD 7E 2A 3C E6 =762
 42264 0F DD 77 2A DD 7E 2A DD =1007
 42272 BE 3F 20 DD 7E 3F 3C =764
 42280 E6 0F DD 77 3F DD 7E 3F =1058
 42288 DD BE 54 C0 DD 7E 54 3C =1178
 42296 E6 0F DD 77 54 C9 FD 21 =1156
 42304 F5 AF DD 21 EB B2 21 5F =1215
 42312 B2 06 04 C5 E5 FD E5 C0 =1301
 42320 64 A5 FD E1 E1 11 15 00 =1006
 42328 FD 19 19 11 08 00 DD 19 =574
 42336 C1 10 E8 C9 11 03 00 DD =883
 42344 7E 00 A7 C4 02 A6 DD 34 =930
 42352 07 19 FD 19 DD 7E 01 A7 =825
 42360 C4 1F A6 DD 34 07 19 FD =951
 42368 19 DD 7E 02 A7 C4 1F A6 =934
 42376 DD 34 07 19 FD 19 DD 7E =930
 42384 03 A7 C4 3C A6 DD 34 07 =872
 42392 19 FD 19 DD 7E 04 A7 C4 =1017
 42400 3C A6 DD 34 07 19 FD 19 =909
 42408 DD 7E 05 A7 C4 3C A6 DD =1162
 42416 34 07 19 FD 19 DD 7E 06 =715
 42424 A7 C4 3C A6 DD 36 07 00 =871
 42432 C9 FD 7E 00 A7 C4 59 A6 =1198
 42440 DD E5 D5 E5 E5 DD E1 DD =1788
 42448 7E 00 CB 27 5F 16 00 21 =518
 42456 54 A7 19 DD 46 01 DD 4E =867
 42464 02 C5 D9 C1 11 E2 B1 D9 =1246
 42472 CD 3C A7 DD 70 01 DD 71 =1100
 42480 02 FD 70 01 FD 71 02 11 =753
 42488 E2 B1 CD 5A DD E1 D1 DD =1526
 42496 E1 C9 01 59 A6 ED 43 C6 =1184
 42504 A5 01 E2 B1 ED 43 E5 A5 =1267
 42512 ED 43 F8 A5 01 5A DD ED =1218
 42520 43 F8 A5 CD C1 A5 C9 01 =1248
 42528 92 A6 ED 43 C6 A5 01 2A =1022
 42536 B2 ED 43 E5 A5 ED 43 F8 =1428
 42544 A5 01 95 AE ED 43 F8 A5 =1209
 42552 CD C1 A5 C9 01 4A B2 ED =1254
 42560 43 E5 A5 ED 43 F8 A5 01 =1179
 42568 0B A7 ED 43 C6 A5 01 13 =865
 42576 AF ED 43 F8 A5 CD C1 A5 =1458

42584 C9 DD 36 00 00 DD 36 01 =752
 42592 FF DD 36 02 FF E5 DD E5 =1466
 42600 E5 DD E1 DD 46 01 DD 4E =1266
 42608 02 DD 70 04 DD 71 05 DD =899
 42616 70 07 DD 71 08 D5 11 E2 =917
 42624 B1 CD A1 AF 3E 10 32 55 =931
 42632 B2 CD A5 A0 D1 DD E1 E1 =1588
 42640 C1 C9 DD 7E 07 FE 01 20 =1035
 42648 39 DD 36 01 00 DD 36 03 =611
 42656 FF DD 36 04 FF E5 DD E5 =1468
 42664 E5 DD E1 DD 46 01 DD 4E =1266
 42672 02 DD 70 07 DD 71 08 DD =905
 42680 70 0A DD 71 08 D5 11 2A =739
 42688 B2 CD 96 AF 3E 30 32 55 =953
 42696 B2 CD A5 A0 D1 DD E1 E1 =1588
 42704 C1 C9 DD 36 02 00 DD 36 =946
 42712 05 FF DD 36 06 FF E5 DD =1246
 42720 E5 E5 DD E1 DD 46 01 DD =1417
 42728 4E 02 DD 70 0A DD 71 08 =768
 42736 DD 70 0D DD 71 0E D5 11 =924
 42744 2A B2 CD 96 AF 3E 30 32 =910
 42752 55 B2 CD A5 A0 D1 DD E1 =1448
 42760 E1 C1 C9 DD 7E 07 DD E5 =1423
 42768 E5 D5 5F 16 00 DD E5 E1 =1234
 42776 19 36 00 D1 E1 E5 E5 DD =1192
 42784 E1 DD 46 01 DD 4E 02 D5 =1031
 42792 11 4A B2 CD 0B AF 3E 01 =851
 42800 32 56 B2 CD A5 A0 D1 E1 =1278
 42808 DD E1 C1 C9 78 C6 14 86 =1312
 42816 23 FE D3 38 02 3E 14 FE =894
 42824 14 30 02 3E D3 D6 14 47 =648
 42832 79 86 4F C9 02 00 02 01 =540
 42840 02 02 01 02 00 02 FF 02 =266
 42848 FE 02 FE 01 FE 00 FE FF =1274
 42856 FE FE FF 00 FE 01 FE =1526
 42864 02 FE 02 FF 02 00 DD 21 =769
 42872 18 A9 DD 7E 00 DD 4E A9 =983
 42880 20 09 DD 7E 09 3D 65 0F =703
 42888 DD 77 09 DD 7E 01 CD 45 =971
 42896 A9 20 09 DD 7E 09 3C 06 =856
 42904 0F DD 77 09 D9 DD 46 05 =877
 42912 DD 4E 06 DD 5E 07 DD 56 =934
 42920 08 D9 DD 7E 04 CD 45 A9 =1019
 42928 CA 76 A8 DD 7E 02 CD 45 =1111
 42936 A9 CD EB A7 D9 C5 D9 C1 =1599
 42944 DD E5 E1 11 0A 00 19 CD =932
 42952 3C A7 DD 70 05 DD 71 06 =905
 42960 C5 DD 46 09 04 21 20 00 =566
 42968 11 5C 9E EB 19 10 FD EB =1031
 42976 DD 73 07 DD 72 08 C1 CD =1084
 42984 95 AE C9 DD 7E 09 CB 27 =1122
 42992 5F 16 00 21 5A A7 19 DD =647
 43000 7E 0A 86 23 CD 0D A8 DD =912
 43008 77 0A DD 7E 08 86 CD 0D =839
 43016 A8 DD 77 08 C9 A7 F2 1B =1156
 43024 A8 ED 44 FE 05 D4 21 A8 =1145
 43032 ED 44 C9 FE 05 D4 21 A8 =1178
 43040 C9 3E 0A C9 FD 21 63 B3 =1032
 43048 FD 7E 00 A7 CD 46 A8 FD =1241
 43056 21 68 B3 FD 7E 00 A7 CC =1066
 43064 46 A8 FD 21 60 B3 FD 7E =1191
 43072 00 A7 CC 46 A8 C9 DD 7E =1157
 43080 09 FD 77 02 CB 27 5F 16 =742
 43088 00 21 25 A9 19 DD 46 05 =560
 43096 DD 4E 06 CD 3C A7 FD 70 =1102
 43104 03 FD 71 04 CD C9 AA FD =1202
 43112 36 01 0F D1 FD 36 00 FF =841
 43120 3E 01 CD 3A 9E C9 CD 71 =1003
 43128 A4 E6 7F 6F CD 71 A4 E6 =1344
 43136 3F 85 DD 77 03 CD 71 A4 =1023
 43144 DD 77 06 D9 05 D9 D1 DD =1423
 43152 73 07 DD 72 08 DD 46 05 =761
 43160 DD 4E 06 C3 D0 A7 AF 32 =1100
 43168 73 B3 DD 21 18 A9 21 25 =811
 43176 A9 3E 10 DD 46 05 DD 4E =842
 43184 06 F5 C5 E5 CD D8 A8 CD =1471
 43192 04 A9 C4 D3 A8 E1 23 23 =1043
 43200 C1 F1 3D A7 20 EB 3A 73 =1102
 43208 B3 A7 20 01 C9 3E FF 32 =947
 43216 54 B2 C9 21 73 B3 34 C9 =1043
 43224 E5 7E A7 28 13 A7 F2 F6 =1236
 43232 A8 ED 44 6F 78 45 DD FE =1088
 43240 FF DD 02 3E BF 10 F7 47 =876
 43248 E1 79 23 06 4F C9 6F 78 =1026
 43256 45 3C FE C0 20 01 AF 10 =799
 43264 F8 47 18 EC DD 40 AE 2F =1069
 43272 E6 07 28 08 47 7E CB 2F =732
 43280 10 FC 18 01 7E CB 47 C9 =894
 43288 10 20 15 26 0F 64 64 7C =446
 43296 9E 00 00 00 00 01 07 01 =167
 43304 0A 00 0F FC 10 F8 10 F5 =802
 43312 10 F1 0E F0 08 EF 07 F0 =1008
 43320 02 F1 00 F4 FF FB FE FD =1497
 43328 FF 00 00 01 03 C5 AF E6 =765
 43336 07 06 FE A7 28 05 CB 00 =682
 43344 3D 20 FB CB 39 CB 39 CB =1067
 43352 39 78 DB FE 2F E6 1F B9 =1143
 43360 C1 C9 DD 21 18 A9 DD 7E =1188
 43368 03 CD 45 A9 CC 24 A8 DD =1075
 43376 21 63 B3 CD 85 A9 DD 21 =1072

43384 68 B3 CD 85 A9 DD 21 6D =1153
 43392 B3 CD 85 A9 C9 ED 73 8C =1379
 43400 B3 DD 7E 00 A7 C8 DD 7E =1240
 43408 01 3D A7 28 2E DD 77 01 =656
 43416 DD 7E 02 CB 27 5F 16 00 =708
 43424 21 54 A7 19 D9 DD 46 03 =820
 43432 DD 4E 04 C5 CD C9 AA D9 =1293
 43440 C1 CD D1 A9 DD 70 03 DD =1333
 43448 71 04 C5 CD C9 AA C1 CD =1288
 43456 DF A9 C9 DD 36 00 00 DD =1089
 43464 46 03 DD 4E 04 CD C9 AA =952
 43472 C9 3E 03 D5 E5 CD 3C A7 =1172
 43480 E1 F1 3D A7 20 F5 C9 21 =1205
 43488 F5 AF FD 21 F5 AF ED 43 =1430
 43496 8A B3 06 04 C5 C5 7E FE =1101
 43504 FF 28 06 23 CD 52 AA 18 =817
 43512 03 23 23 23 C1 06 02 11 =326
 43520 03 00 FD 19 C5 7E FE FF =1113
 43528 28 06 23 CD 5F AA 18 03 =578
 43536 23 23 23 C1 11 03 00 FD =571
 43544 19 10 E9 06 04 C5 7E FE =861
 43552 FF 28 06 23 CD 6C AA 18 =843
 43560 03 23 23 C1 11 03 00 =321
 43568 FD 19 10 E9 C1 10 85 3A =975
 43576 7C B3 A7 CB FD 21 76 B3 =1253
 43584 FD 7E 04 21 77 B3 A7 20 =921
 43592 04 CD 5F AA C9 CD 6C AA =1158
 43600 C9 C9 1E 18 46 23 4E 23 =674
 43608 E5 21 8A B3 C3 79 AA 1E =1095
 43616 10 46 23 B3 23 E5 21 8A =634
 43624 B3 C3 79 AA 1E 00 46 23 =808
 43632 4E 23 E5 21 8A B3 C3 79 =1008
 43640 AA C5 7E B9 38 16 79 B3 =1008
 43648 47 7E B9 30 0F C1 C5 23 =878
 43656 7E B9 30 08 78 93 47 7E =830
 43664 B8 D4 97 AA C1 E1 C9 FD =1589
 43672 36 00 FF DD 36 01 01 ED =823
 43680 4B 8A B3 CD C9 AA DD 36 =1243
 43688 00 00 3E 02 CD 3A 9E ED =722
 43696 7B 8C B3 C9 CD 40 AE 2F =1133
 43704 E6 07 0E 01 A7 28 06 CB =668
 43712 21 3D 21 00 FA 79 AE 77 =957
 43720 C9 C5 A7 20 00 22 7A B3 =760
 43728 21 74 B3 36 01 E5 CD 3C =877
 43736 A7 CD BA AA E1 C1 C5 36 =1391
 43744 FF E5 CD 3C A7 CD BA AA =1471
 43752 E1 36 00 23 36 01 2B C1 =605
 43760 C5 E5 CD 3C A7 CD BA AA =1413
 43768 E1 23 36 FF 2B C1 C5 E5 =1231
 43776 CD 3C A7 CD BA AA E1 C1 =1405
 43784 C9 DD 21 7C B3 CD 71 A4 =1240
 43792 E6 0F DD 77 01 DD 36 00 =861
 43800 00 DD 36 06 00 C9 DD 21 =736
 43808 7C B3 DD 7E 00 A7 20 10 =878
 43816 DD 7E 06 3D A7 28 04 DD =846
 43824 77 06 C9 DD 36 06 07 DD =835
 43832 7E 01 3D A7 28 04 DD 77 =739
 43840 01 C9 CD 47 AC DD 46 03 =944
 43848 DD 4E 04 3E 03 CD 3A 9E =789
 43856 C5 D9 C1 DD 56 07 DD 5E =1236
 43864 09 FD D1 76 B3 21 88 =980
 43872 B3 DD 7E 02 A7 20 4B FD =1055
 43880 7E 00 FE FF CA 17 AC 36 =1086
 43888 02 2B CD 71 A4 E6 01 20 =798
 43896 04 36 FE 18 02 36 02 CD =599
 43904 3C A7 79 FE EE 30 76 DD =1227
 43912 70 03 FD 70 01 DD 71 04 =819
 43920 FD 71 02 CD 33 AC 21 20 =861
 43928 00 11 92 AC CD 3D AC DD =994
 43936 72 07 DD 73 08 FD 36 04 =776
 43944 FF C5 CD 95 AE C1 CD 9E =1536
 43952 AC C9 FD 7E 00 FE FF CA =1463
 43960 25 AC 36 FD 2B CD 71 A4 =1041
 43968 E6 01 20 04 36 FD 18 02 =600
 43976 36 03 CD 3C A7 79 FE 04 =868
 43984 38 39 DD 70 03 FD 70 01 =815
 43992 DD 71 04 FD 71 02 CD 33 =962
 44000 AC 21 08 00 11 2A AD CD =650
 44008 3D AC DD 72 07 DD 73 08 =919
 44016 FD 36 04 00 C5 CD 13 AF =907
 44024 C1 CD 9E AC C9 D9 C5 D5 =1556
 44032 D9 D1 C1 CD 96 AF DD 36 =1424
 44040 00 00 C9 D9 C5 D5 D9 D1 =1254
 44048 C1 D9 CD 8B AF 18 EF 3E =1254
 44056 05 32 56 B2 DD E5 CD A5 =1139
 44064 A0 DD E1 18 D8 3E 10 32 =974
 44072 56 B2 DD E5 CD A5 A0 DD =1465
 44080 E1 18 DD DD 7E 05 3C E6 =1107
 44088 03 DD 77 05 C9 C5 47 04 =821
 44096 E9 19 10 FD EB C1 C9 CD =1363
 44104 71 A4 E6 0F DD 77 01 =923
 44112 AF 32 76 B3 DD 36 00 FF =1052
 44120 CD 71 A4 E6 3F 6F CD 71 =1204
 44128 A4 E6 7F 85 DD 77 03 CD =1202
 44136 71 A4 DD 36 04 00 DD 36 =831
 44144 05 FF DD 46 03 DD 4E 04 =857
 44152 E6 01 20 11 DD 36 02 00 =537
 44160 11 B2 AC DD 72 07 DD 73 =1045
 44168 08 CD 96 AF C9 DD 36 02 =1016
 44176 FF 11 32 AD DD 72 07 DD =1058

44184 73 08 CD 8B AF C9 CD 71 =1161
 44192 A4 E6 0F FE 00 C0 11 52 =967
 44200 AD CD 8B AF 3E 04 CD 3A =1021
 44208 9E C9 00 00 00 00 00 =359
 44216 1F B8 3F FC 01 80 7F FE =1104
 44224 D1 8B D1 8B 7F FE 01 80 =1206
 44232 3F FC 1F B8 00 00 00 =594
 44240 00 00 00 00 1F B8 3F FC =594
 44248 01 80 01 80 01 80 7F FE =768
 44256 D2 4B D2 4B 7F FE 01 80 =1080
 44264 01 80 01 80 3F FC 1F B8 =852
 44272 00 00 1F B8 3F FC 01 80 =723
 44280 01 80 01 80 01 80 7F FE =768
 44288 D4 2B D4 2B 7F FE 01 80 =1020
 44296 01 80 01 80 01 80 3F FC =702
 44304 1F B8 00 00 1F B8 3F FC =873
 44312 01 80 01 80 01 80 7F FE =768
 44320 D8 1B D8 1B 7F FE 01 80 =996
 44328 01 80 01 80 3F FC 1F B8 =852
 44336 00 00 00 18 7E AB 7E 18 =471
 44344 00 00 18 00 7E D5 7E 00 =489
 44352 18 00 18 00 7E AB 7E 18 =495
 44360 00 00 00 18 7E D5 7E 18 =513
 44368 00 00 00 92 5A 38 FE 38 =596
 44376 54 92 CD 40 AE 2F E6 07 =957
 44384 3C 32 86 B3 D9 CD 40 AE =1083
 44392 2F E6 07 3C 32 8B B3 D9 =926
 44400 1E 18 22 8A B3 D9 22 8C =828
 44408 B3 D9 F5 EB 56 23 5E 23 =1126
 44416 4E 23 EB D9 EB 56 23 5E =1015
 44424 23 4E 23 EB D9 3A 86 B3 =971
 44432 47 A7 28 0B AF CB 21 CB =983
 44440 15 CB 14 CB 17 10 F6 D9 =949
 44448 08 3A 8B B3 A7 28 0B =670
 44456 AF CB 21 CB 15 CB 14 CB =1061
 44464 17 10 F6 08 D9 CD FF AD =1143
 44472 CD C0 AD F1 3D 20 B8 C9 =1292
 44480 2A 8A B3 CD D3 AD 22 8A =1120
 44488 B3 2A 8C B3 CD D3 AD 22 =1163
 44496 8C B3 C9 7C E6 07 3D FE =1196
 44504 FF 28 02 25 C9 CB 1C CB =969
 44512 1C CB 1C C5 01 20 00 A7 =656
 44520 ED 42 C1 CB 14 CB 14 CB =1145
 44528 14 7C C6 07 FE 40 38 02 =725
 44536 67 C9 C6 18 67 C9 C9 D5 =1244
 44544 D9 D5 D9 E5 D1 2A 8A B3 =1444
 44552 CD 1A AE D9 08 E5 D1 2A =1110
 44560 8C B3 CD 1A AE 08 D1 D9 =1158
 44568 D1 C9 AE 77 CD 2F AE 7A =1251
 44576 AE 77 CD 2F AE 78 AE 77 =1135
 44584 CD 2F AE 79 AE 77 C9 F5 =1286
 44592 7D 3C E6 1F 08 F5 7D E6 =1054
 44600 E0 6F F1 08 B5 6F F1 C9 =1318
 44608 21 62 80 D5 58 16 00 CB =833
 44616 23 CB 12 19 7E 23 6E 67 =655
 44624 79 CB 2F CB 2F CB 2F CB =1101
 44632 1F 85 6F 79 E6 07 D1 C9 =1043
 44640 21 00 40 11 62 80 06 C0 =586
 44648 7C 12 7D 13 12 13 7D =644
 44656 AE 10 F5 C9 7C E6 07 3C =1057
 44664 CB 5F 20 02 24 C9 7C D6 =907
 44672 07 67 CB 1C CB 1C CB 1C =803
 44680 C5 01 20 00 09 C1 CB 14 =655
 44688 CB 14 CB 14 C9 D9 CD 40 =1133
 44696 AE 2F E6 07 32 8B B3 22 =857
 44704 8C B3 D9 CD 40 AE 2F E6 =1256
 44712 07 32 86 B3 22 8A B3 06 =727
 44720 10 C5 EB 56 23 5E 23 EB =933
 44728 D5 D9 EB 56 23 5E 23 EB =1150
 44736 D5 D9 3A 86 B3 A7 06 00 =974
 44744 28 0B 47 AF CB 25 CB 14 =760
 44752 CB 17 10 F8 47 D9 3A 88 =972
 44760 B3 A7 06 00 28 0B 47 AF =649
 44768 CB 25 CB 14 CB 17 10 F8 =953
 44776 47 D9 CD F8 AE CD C0 AD =1485
 44784 D1 D9 D1 C1 10 BA C9 =1448
 44792 E5 D1 0E 00 2A 8A B3 78 =931
 44800 CD 1A AE D9 E5 D1 0E 00 =1074
 44808 08 78 2A 8C B3 CD 1A AE =894
 44816 08 D9 C9 D9 CD 40 AE 2F =1133
 44824 E6 07 32 8B B3 22 8C B3 =955
 44832 D9 CD 40 AE 2F E6 07 32 =994
 44840 86 B3 22 8A B3 06 08 C5 =875
 44848 EB 56 23 EB D5 D9 EB 56 =1342
 44856 23 EB D5 D9 3A 86 B3 06 =1077
 44864 07 47 28 09 47 AF CB 2A =701
 44872 CB 17 10 FA 47 D9 3A 88 =974
 44880 B3 06 00 47 28 09 47 AF =647
 44888 CB 24 CB 17 10 FA 47 D9 =1019
 44896 CD 6E AF CD C0 AD D9 D1 =1486
 44904 D9 D1 C1 10 C2 C9 E5 D1 =1468
 44912 0E 00 1E 00 2A 8A B3 78 =523
 44920 CD 1A AE D9 E5 D1 0E 00 =1074
 44928 1E 00 78 2A 8C B3 CD 1A =742
 44936 AE D9 C9 C5 D9 C1 11 AC =1388
 44944 AF D9 CD 13 AF C9 C5 D9 =1406
 44952 C1 11 AC AF D9 CD 95 AE =1302
 44960 C9 C5 D9 C1 11 AC AF D9 =1389
 44968 CD 5A AD C9 00 00 00 00 =669
 STOP

» INPUT OUTPUT

THE FREE YS CLASSIFIED AD SERVICE

Are you on the hunt for hardware, screaming for software, or pining for a pen pal? Whatever your message, you can leave it here for free! Just fill in the form below.

» SOFTWARE

■ Will swap *Tobor*, *Horace Goes Skiing*, *Chess Tutor*, *Grid-Bug*, *Gnasher* and *Flight Simulator* for *Zombie* or others. Tel. (0572) 56525 and ask for Hugo.

■ Swap *Sherlock*, *Cavelon*, *Buggy Blast*, *JSW*, *Alchemist* and *Horace Goes Skiing* for *Doomdark's Revenge* or *Everyone's A Wally*. Tel. 051-494 0936 and ask for P. Kenton.

■ Swap *Lords of Midnight* or *Doomdark* for any Level 9 except *Colossal Adventure*. Also swap *Tower of Despair* for *Eye of Bain* or *Heroes of Karn*. Tel. 01-876 0516 and ask for B. Logue.

■ Swap *HURG*, *Wally*, *Pyjamarama*, *Ghostbusters*, *Minder*, *Gyron*, *Hellfire*, *Softaid*, *TLL* or *Puffall II* for any of *Shadowfire*, *Starion*, *Cauldron*, *Spy v Spy*, *Knighthore*, *One on One*, *Deathstar*, *Interceptor*, *Avalon* or *Pole Position*. Or any five for *Rat*. Tel. Northwood 29079 and ask for Dan.

■ I have *Airwolf*, *Zip-Zap* and *Grant's Revenge*. Will swap for *Ghostbusters*. Write to Jonathan Aiken, 1 Ulster Avenue, Annalong, County Down, Northern Ireland BTX 34.

■ I have over 700 commercial Spectrum programs to swap. Send your list for mine to Vra Milan, Zanja Vujosevic 79, 11079 Novi Beograd Yugoslavia.

■ Swap *Zip-Zap*, *Androids*, *Galaxy Attack*, *Match Day*, *Snap The Express*, *Blue Thunder* for *JSW*, *Raid over Moscow*, *Alien 8* and *Grand National*. Any two for all six of mine. Write to John E. Thornhill, 280 Signals Unit, RAF Troodos, Cyprus, BFPO 57.

■ Many top games to swap. Send your list for mine with sae. I'm looking for *Tasprint*, *Tascopy*, *Masterfile* etc. Write to Gordon Chalmers, 18 Curlinghaugh Crescent, Wishaw, Strathclyde ML2 8JR.

■ Swap *Alchemist*, *Boov*, *Zip Zap*, *Blue Thunder*, *Monty Mole*, *The Drive In*, and *Ghostbusters*. Want Currah MicroSpeech. Tel. Bracknell, Berkshire, 53445 and ask for Andrew.

■ Spectrum software to swap. Send your list for mine. Write to C. Pauton, 21 Ramford Street, Parr, St Helen's, Merseyside.

■ Swap over 40 games including *Baseball*, *Bruce Lee*, *Raid over Moscow* and *Technician Ted*. Want! *System 15000*, *Sky Ranger*, *Gift from the Gods*, *Alien*, *Grand National*, etc. Tel. Skelmersdale, Lancs (75) 21164 and ask for John.

■ Swap *Knigh Lore* or *Sabrewulf* for *Underworld*. Tel. (09853) 442 and ask for Claris.

■ Swap *Underworld*, *Automania*, *Frank n' Stein* and quite a few more. Tel. (0742) 322060 and ask for Richard.

■ New titles for the Spectrum to swap. Send your list for mine. Write to Aernoud van de Graaf, Kievitlaan 3 2261ER Leidschendam, Holland.

■ Swap *Jack and Beanstalk*, *Avalon*, *Booty*, *Knighthore*, *Monty Cresta* and *Doomdark Castle* for *Jet Set Willy*, *Underworld*, *Monty Mole*, *Pole Position* and *Strangeloop*. Tel. Hove 732 873 and ask for Peter.

■ Have lots of games to swap. Including *Alien 8*, *Ant Attack*, *Scuba Dive*, *Hall of Things* etc. Send your lists to Simon Lennox, 53 Main Street, Castledown, Co. Londonderry, N Ireland BT4 58AA.

■ Swap 6 pack and other games for *The Quill*, *Starion* or hardware, eg *Dk Light Pen*. Write to J. Baxter, 19 Weghill Road, Preston, Hull HY12 8UN.

■ Swap *Tasmerge* or *Gyron* and/or *Toolkit* for *Omnicalc*. Tel. Oxted 6175 and ask for S. F. Clark.

■ Swap *Giant's Revenge*, *3D Starstrike*, *Flight Simulation* and *Strangeloop* for *White Lightning*, *Everyone's A Wally*, *Broad Street* or others. Tel. (0706) 523173 and ask for Graham.

■ Swap *Alien* or *Combat Lynx* for *Rally Driver* or *Run For Gold*. Write to David Keith, 248 Pappert Estate, Bonhill, Alexandria, Dunbartonshire G83 9LQ.

■ Will swap *Match Day* for *Skoal Daze* and *Booty*. Will also swap *Pole Position* for *Soft Aid* and *Finders Keepers*. Tel. Warrington 814286 and ask for Andrew.

■ Swap *Doomdark's Revenge* for *Psytron* or one of *Sabrewulf*, *Splat*, *Codename Mat*, *Cookie* for one of *Underworld*, *Starion*, *Shadowfire*, *Skoal Daze*. Tel. (0924) 451450 and ask for Darren.

■ Will swap any two of *Skoal Daze*, *TLL*, *Beach-Head*, *Trashman*, *Finders Keepers* for any one of *Tapper*, *Cauldron*, *Brian Bloodaxe*, *Ghostbusters*, *Hunchback*, etc. Tel. (0766) 3035 and ask for Tony Tipton.

■ Swap my ZX81 games for any good, working Spectrum games. Please help, I can't get rid of them! Tel. (025481) 2210 and ask for Robert until 10th September.

■ Software to swap. Send your list for mine. Reply guaranteed. Many recent titles. Please write to J. McMullen, 8 Woodview, Pincroft, Grange, Cork, N Ireland.

■ Have *Finance Manager*, *Machine Code Test Tool*, *Cyrus IS Chess*. Will swap for *MF Print*, *Tasmerge*, *Tasprint* or *Omnicalc* 2. Tel. (0970) 828196 and ask for Alwyn after 6pm.

■ Swap *Make-A-Chip*, *Avalon*, *Survival*, *Scrabble*, *WTHAS*, *Chess*, *Horace Goes Skiing*, *Chequered Flag*, any two for *Automania*, *Bruce Lee*, etc. Tel. (0851) 82338 and ask for Norman.

■ Will swap *Manic Miner*, *Booty*, *Chuckie Egg* and the *Castle* for *Pyjamarama*, *Raid Over Moscow*, *Dragonarc* or *Daley's Super Test*. Write to Gareth Morgan, 68 Hereford Road, Monmouth, Gwent NP5 3HU.

■ Swap *White Lightning*, *TLL*, *Dictator*, *Cookie*, *Stonkers*, *Zip Zap*, *Redwed*, *Formula One* for *Kempston Interface* and joystick. Tel. Silver End 83166 and ask for Ben (after 6.30pm.)

■ I have software to swap — over 500 titles. Your list for mine, send to Chris Jones, 23 Greaves Close, Appley Bridge, Nr Wigan, Lancashire.

■ *HURG*, *Quill*, *Melbourne Draw*, *Knighthore*, *Cyrus* plus almost 100 games. Send sae plus your list for swaps to Mark Fox, 19 Athens Drive, Walkden, Worsley Manchester M28 5DD.

■ Swap *White Lightning*, *Dungeon Builder* or *Great Space Race* for *The Quill*, *Valkyrie 17* or *Tir Na Nog*. Johnny Chiu, 57 Dunbridge House, 4/F.L. Highcliffe Drive, Roehampton SW15 4QD.

■ Spectrum software, brand new — all originals. Send sae to Spencer Planton, Pilgrims School, Fittle Road, Seaford, Sussex.

■ Software to swap — top titles available. List & sae to Glen Morton, 14 Homestead Close, Shiregreen, Sheffield S5 0NE.

■ Swap software — over 200 titles to swap. Write to Nick Blow, 47 Oakwood Road, Bricket Wood, St Albans, AL1 2 3PZ.

■ I would like to swap *Horace Goes Skiing*, *Make-a-Chip* and *Survival*. Any offers? Write to Nicholas Milligan, 27 Trafalgar Terrace, Scarborough, North Yorks. YO12 7QG.

■ Swap *White Lightning*, *American Football*, *Daley Thompson's Decathlon*, *Football Manager*, *ZX Draughts* and *Cesar the Cat* for any HiSoft program, or *The Artist*. Tel. (0977) 610168 and ask for John.

■ Swap *Spy vs Spy*, *Nodes Of Yesod*, *Chuckie Egg II*, etc. for any latest games (not adventures). Write to Ian Jakeman, 45 Welbeck Road, South Harrow, Middlesex HA2 0RP.

■ I have *Vu-File+ Cash Controller*, will swap for *Masterfile*. Tel. 061-748 7822 and ask for Mr Garside.

■ Swap two of the following originals for *White Lightning* and manual, *Cyclone*, *Booty*, *Chiller*, *Traxx*, *Star Searcher*. Write to D.P. Guthrie, 4 County Houses, Easter Kintrac, Elgin, Moray, Scotland IV30 2PX.

» HARDWARE

■ Spectrum 48K Fuller keyboard, Interface 1, 2 microdrives, ZX printer, £200 worth of software, and Kempston joystick. Offers around £200. Tel. 690351 and ask for Mr N A Cleveland.

■ Spectrum+, Alphacom 32 printer, cassette recorder, Zeus Assembler, monitor, Disassembler, *Spectrum ROM Disassembly* book, over £300 worth of software, books and mags. All for £170. Tel. (0270) 664638 and ask for James.

■ Currah MicroSpeech unit, demo tape and instructions £20. Tel. 045-822 3369 and ask for Rob.

■ Prism VTX5000 modem, complete and unused. £30 or swap for Nidd Valley/Cambridge joystick and programmable interface. Tel. Stanton, Suffolk 50352 (after 7pm) and ask for J R Penley Martin.

■ ZX81 for sale plus new Memotech keyboard and Artic *Toolkit* and *Galaxy Jailbreak*. £45 ono. Tel. (0382) 77391 and ask for Henk.

■ 48K Spectrum Saga 1 keyboard, Dk'Tronics Interface and Quickshot II, plus tape recorder and £150 worth of software. Will sell all for £195 ono. Tel. 031-665 5590 and ask for Nicholas.

■ Spectrum+, nearly new, C/W, joystick interface, recorder, loads of games and mags. All perfect condition. Tel. (0202) 887480 (after 6pm) and ask for Andrew.

■ For sale, Sanyo 12" green screen monitor. Cost £80, asking £50 or will swap for a VTX5000 modem. Tel. (0443) 820617 and ask for W. Smith.

■ Swap Cheetah Rat Infra-Red joystick and Interface for Quickshot or Wilco Joystick and Interface or sell for £20. Tel. 01-341 3355 and ask for Niall.

■ Dk'Tronics Light Pen and accessories. Swap for software — new releases, decent stuff — games preferred. Will sell for £15, or swap. Tel. (0952) 592865 and ask for Phil.

■ Spectrum rubber keyboard for sale or swap. Tel. (0294) 68141, ask for Bill and make me an offer (*S'pose that's one idea for this month's compo!* Ed).

■ Linguistic Spectrum needed. Wish to swap *TLL*, *Go To Jail*, *Mugsy*, *Jack And The Beanstalk*, *Laser Zone* for Currah MicroSpeech with instructions. Write to Simon Alexander, 6 Villiers Crescent, Eccleston, St Helens, Merseyside.

■ For Sale — QL and monitor (Hardly used!), includes all accessories. In excellent condition, worth £560, but will sell for £400 only! Tel. 01-672 3490 and ask for Zahid (from 7-9 pm).

■ For sale — Stonechip Programmable joystick interface for Spectrum (with guarantee) and Quickshot joystick £20. Tel. (0874) 3952 and ask for Mr Davies after 4 pm.

■ Will swap *Snooker*, *Ghostbusters*, *Zip Zap*, *Orbiter*, *Fall Guy* for Kempston pro joystick + interface. Also software for software. Write to M Davidson, PL 5183, 45900 Ljungskile, Sweden.

■ Rotronics Wafadrive for 48K Spectrum — Includes Spectral Writer word processor. Brand new — unused. Worth £129, accept £115 ono. Tel. (0970) 828196 after 6 pm.

■ Downsway programmable interface selling for £19. Contact Mr R Hay, 13 Queensberry Avenue, Bearsden, Glasgow G61 3LR.

■ Microdrive for sale. Good condition £35 including postage in UK. Tel. (0277) 232092 and ask for Phil.

■ Downsway programmable joystick interface in good condition. Cost £24 will sell for £12. Tel. (0277) 232092 and ask for Phil.

■ Wanted multi-function interface. 8 bit ADC/DAC 16 Bit PIO. Will exchange for ZX interface 1. only 1 month old. Sell for £25. Tel. Wishaw 357444 and ask for Gordon.

■ Wanted an Alphacom or ZX printer with paper. Swap for £90 worth of software including *The Quill*, *Tir Na Nog*, *Starstrike*. Also wanted, *Doomdark's Revenge*. Swap for *Lords of Time*. Write to T. Williams's, 91 Brittain Drive, Grantham, Lincs NE31 9JZ.

■ Spectrum+ under guarantee with WH Smith data recorder, joystick with interface, software and books. All worth over £350. Will sell for £200. Tel. Towcester 50694 and ask for Joe.

■ Currah MicroSpeech and modified joystick interface plus various games. Will exchange for Dk'Tronics sound synth and/or RAM turbo joystick interface. Write to Steven Taylor, 1 Churchhill Road, Castletown, Thurso, Caithness, KW14 8UW.

■ 48K Spectrum joystick ZX printer, Dk'Tronics keyboard £125. Tel. (0227) 360838 and ask for Mr A Rowe.

» WANTED

■ Wanted, Commodore 64. Will swap Rubber Keyboard Spectrum with Interface and programmable joystick Interface. Tel. (0273) 202545 and ask for Noah.

■ Wanted! Composite colour monitor. Reward £90 ono, or composite amber monitor, reward £45 ono. Write to Phil Grossman, 13 Friary Close, Kirkman, Lancs, PR4 2XH.

■ Wanted *Pole Position* and *Eights* swap for *Softaid*, *Starion*, *Marchday*, *Spy Hunter*, *Bruce Lee*. Any two, also swap the *Dark Tower* electronic game for Turbo interface. Write to M Smith, 20 Pinewood Avenue, Flanshaw, Wakefield, Yorks, WE2 9JR.

■ Wanted ZX printer. Will swap for Currah MicroSpeech and any three of *Decathlon*, *Match Point*, *Night Flight*, *Sabrewulf*, *Full Throttle* and many others. Tel. (0843) 593002 and ask for Peter.

■ Wanted Slomo. Got *White Lightning* plus *Rapsallion* or *Ground Attack* or *Meteor Storm* or *Megapede* or *Aquarius*. Tel. 01-460 0782 and ask for Michael.

■ 48K Spectrum+, Dk'Tronics interface and sure shot joystick, cassette recorder and 25 games including *Spy Hunter*, *Starion* and *Falcon Patrol II*. £175 ono. Tel. Sutton, Surrey 647 7784.

■ Interface one and Microdrive plus fifteen cartridges paced with all latest software including *Doomdark*, *Match Point*, *Knighthore*, *Underworld*. For full details send sae to C. Hobson, 12 Maple Drive, Burgess Hill, W Sussex.

■ Latest software for swaps. Also YS 4 and 6 to best offer. Tel. 061-339 5436 and ask for Roy.

■ Kempston Joystick and interface, brand new £15. Tel. Lhanbryde 2570 as soon as possible, and ask for Malcolm.

■ Wanted, *Urban Upstart*. Will swap for one of the following, *Fred*, *Mrs Mopp*, *Pyjamarama* or *Automania*. Tel. (0236) 33734 and ask for Frazee.

■ Offers for any issues of YS 1-18. Ditto *Crash* 1-19. Write to John Hawkins, Flat 1, 12 Byrne Road, Sydenham, London SE26 5JE.

BOOK YOUR FREE AD HERE

I'd like you to insert the following advertisement in the next available edition of INPUT/OUTPUT.

Please enter it under the following category:

☐ SOFTWARE ☐ SOFTWARE ☐ WANTED
☐ MESSAGES ☐ CLUBS & EVENTS ☐ PEN PAL

Address this coupon to: INPUT/OUTPUT, Your Spectrum, 14 Rathbone Place, London W1P 1DE.

If you don't want to mutilate your issue, send a photocopy instead!

Name
Address
Postcode

» INPUT OUTPUT

■ Wanted, Light Pen. Will swap Hisoft Devpac, Space Raiders, Digger Dan. Write to Dave Atkinson, 76 Hall Park Avenue, Horsforth, Leeds LS18 5LU.

■ Original games adventure, arcade, cheap! *Valkyrie 17, Tir Na Nog, Alien 8*. Send list to Andrew Marshall, 29 Barber Street, East Wood, Nottingham NG16 3EW.

■ ZX81, complete and working. £20 ono. Tel. Oxford 511500, and ask for S. Barber.

■ Wanted issue 2 of *YS*. Will pay £5 for a good copy. Write to Mike Morrissey, 86 Ashton Court, Newland Road, Leamington Spa, CV32 7PX.

■ Wanted, any magazines or posters with maps of *Underworld* and/or *Knights*, eg *YS* issue 11. Will pay above purchase price. Tel. (0484) 23234 and ask for Ian.

■ Urgently needed! Datel sound sampler. Will swap for software and money. I have *Hunchback II, Finders Keepers*, etc. Tel. (06065) 53648 and ask for Mike.

■ Wanted, *Basketball, Baseball, Squash* or other sports games. Write to R. Reitsma, Populieren 28, Bedam, Holland 9781 MJ.

■ Help! Local club requires printer. Must be able to screen dump! Will swap for six pack and small cash sum. Send letter to PRO LADAS, 22a, Newham Road, Lillingdon, L/SPA, Warks. CV32 75N.

■ Urgent! Daisy Wheel printer needed. Will pay £170. Also Light Pen wanted. Will give *Decathlon, Hunchback, Pole Position, Skool Daze* and more. Tel. (0373) 202545 and ask for N. Nicholson.

■ Look! Over £260 worth of stuff. Includes interface, joystick, 48K Speccy and games plus all *YS* issues up to date. Going for a song (well, £130 ono). Tel. (0603) 720201 and ask for Simon Bailey.

■ Wanted, machine code tips to use in own programs. Listings are also welcome. Send to Walter Krythe, Berceperweg 6, Makkinga, New Zealand 0423 TS.

■ Wanted, ZX printer. Will pay £10. Tel. Steeple Claydon 8880 and ask for Daryl.

■ Any machine code boos. Will swap *Trashman, Antics, Frank N Stein*, or pay up to £3. Write to Robert Squirrel, 12 Overdale, Dorking, Surrey, RH5 4BS.

■ Wanted, VT55000 modem. Swap for Currah MicroSpeech plus Ferguson data recorder, and *Tasword II*, and *Supercop 2*. Tel. (00246) 206446 and ask for Mike.

■ Wanted, issues 2,3,4,6 and 7 of *YS*. Name your price, or swap for Dk'roniks Light Pen, software or Rainbow programmable interface. Tel. (04024) 70148 and ask for Kier Macree. & cash for Interface 1 and Microdrive. Tel. (0904) and ask for Joe.

■ Wanted ZX printer with roll of paper of *Modem* and *Ghostbusters*, or *Raid Over Moscow* for Merlin. Please write to Alex Stivaros, 31 Broad Oak Lane, East Didsbury, Manchester, Lancs M20 0QB.

■ Where for art thou *Robotron*? If anyone has this game or knows where to obtain it, please contact John Flynn. Tel. 021-475 4535 and ask for John.

■ Wanted Floyd 40 or alphacom printer with paper. Will swap for *The Illustrator, The Quill, Classic Adventure, Espionage Island* and *Castle Blackstar*. Write to Gary Lodge, 53 Cringles Drive, Tarbock, Prescot, Merseyside L35 1RD.

■ A pleas for help! Does anyone have *Pi-eyed* or *Pi-mania* by Automata. If you do then ring (0867) 73269 and ask for Graham.

■ Wanted, machine code tips to use in own programs. Listings are also welcome. Send to Walter Krythe, Berceperweg 6, Makkinga New Zealand 0423 TS.

■ Wanted, ZX printer. Will pay £10. Tel. Steeple Claydon 8880 and ask for Daryl.

■ Any machine code boos. Will swap *Trashman, Antics, Frank N Stein*, or pay up to £3. Write to Robert Squirrel, 12 Overdale, Dorking, Surrey, RH5 4BS.

■ Wanted, VT55000 modem. Swap for Currah MicroSpeech plus Ferguson data recorder, and *Tasword II*, and *Supercop 2*. Tel. (00246) 206446 and ask for Mike.

■ Wanted, issues 2,3,4,6 and 7 of *YS*. Name your price, or swap for Dk'roniks Light Pen, software or Rainbow programmable interface. Tel. (04024) 70148 and ask for Kier Macree.

» PEN PALS

■ Speccy owner (14) seeks male or female Speccy owner of about same age to swap software etc. Write to Neil Christie, 72 West Road, Fraserburgh, Aberdeenshire AB4 5NE.

■ Male or female pen pal required. 12+. Would like to swap games and POKES, etc. Mainly arcade games. Andrew Gee, 21 Rowley Drive, Lepton, Huddersfield, W. Yorks.

■ Scottish lad would like to contact anybody who likes machine code, games, hacking, drawing computer graphics and being d-fft. Michael Bell, 91 Machine Place, Dunfermline, Fife, Scotland.

■ Mad Spectrum user well into very loud H M music, Iron Maiden, etc. I luv nasty movies and loud proud video games. Would prefer another user of opposite gender! Rock on! Simon Lindsell, 17 Brooke Avenue, Garlinge, Margate, Kent CT9 5NG.

■ 13-15 year old pen pal wanted to swap program ideas, playing tips, etc. Jonas Blom, Hallen 3050, S83060 Föllinge, Sweden.

■ Overseas pen pals wanted for general correspondence, preferably in the 13-16 years age group. Lee Cooper, 33 Mill Lane, Romsey, Hants SO5 8EW.

■ Hil Lonely 15 year old lad would like to hear from any girls, any age, into music, comps and most other things. Write to Ian Porter, 4 Bramhill Road, Skelmersdale, Lancs WN8 8RW.

■ Pen pal wanted, any age, to swap hints, tips or ideas for games. Write to Graham Duke, 28 Beech Road, Sowerby Bridge, W. Yorks. HX6 2LR.

■ Geriatric Speccy basher, (30) not too experienced with computers wants to share hints and tips with anyone, anywhere. Tape or letters to Dave Burns, 10 Buttington Road, Monkmoor, Shrewsbury, Shrops.

■ Male pen pal wanted, age 11-13. Must be interested in computing and preferably have the hang of Basic but be bewildered by machine code! Write to Gordon Macbechne, 26 Rose Crescent, Perth, Scotland PH1 1NS.

■ Pen pal wanted. Somebody good at hacking and who can give help with machine code. Aged 25+. Write to Charles Chrisp, 21 Waskerley Road, Barmston, Washington, Tyne & Wear NE38 8EW.

■ Pen pal wanted to swap software, ideas etc. I've got heaps of software to swap. Age 14-15. Write to Andrew Chambers 4/547 Victoria Road, Ryde 2112 Sydney, NSW, Australia.

■ I'm 15 and into rock and heavy metal. Can swap copies of albums and Spectrum games. Large range available. Write to Carl Hunt, 9 Matthews Way, Oakley, Basingstoke, Hants. RG23 7DQ.

■ I would like a penpal to swap games, hints and tips. Write to Hakan Bergstrom, Urbergsgatan 66, 60356 Norrköping, Sweden.

■ New Spectrum+ owner would like to hear from anyone 20+ interested in adventure games, war games and music. Please write to Tina Webb, 61 Franklin Street, Scarborough, N Yorks YO12 7JU.

■ Left-wing intelligent male into varying types of music and Speccies (16) wants similarly biased female penpal of same age. Write to Veg Evans, 42 Fore Street, Bugle, St. Austell, Cornwall PL26 8PE.

■ Are you an attractive girl who's an addictive Speccy games player? If you are aged 18-22 and live in Bristol write to Chris Gardner, Highfield Farm, London Road, Wick Bristol BS15 5QZ.

■ I am 14 years old and would like to swap software (mostly adventures). Write to Colin Curwen, 23 Andrew Street, Walton Liverpool 4 4DS.

» MESSAGES

■ *YS* issues for sale. Nos 2,3 and 4 £2 each. Nos 8-12, 13-16 50p each. Also the *Complete Home Computer Course* £8. *Advanced Course* £15. Tel. 01-773 1543 and ask for Joseph.

■ Would Clive Precious please contact BJ as soon as possible as I've lost your address like a total wally! Please write to BJ, 109 Hilton Road, Aberdeen AB2 2HY.

■ Sinclair amateur radio user group welcomes all licensed and SWL HAM radio users. Worldwide membership, 16 page newsletter. Send sac to Vital Sarug, 3 Redhouse Lane, Leiston, Suffolk IP16 4JZ.

■ Swap for issues 1-12 of *YS*. I have *Alchemist, Zzoom* and *Valhalla*. Write to Richard Heaton, The Old School, Carlsuith, Wigtownshire DG8 7JR.

■ Can anyone design adventures? Programmers will code them into machine code, (not using *Quilly*, with interactive characters, illustrator-style graphics (but 8 times faster). Please Tel. (0946) 820 026 and ask for Tony.

■ Interested in a serious Spectrum group? Hardware and Software development, modem communication, etc. Write to Steve, 28 Hartington Terrace, Bradford, W. Yorks. BD7 2HW. Sae please!

■ Help! Has anyone got any tips for getting out of the house in *Dennis through the Drinking Glass*? Tel. Saxthorpe 813 and ask for Robert.

■ Running a business? Need a program? Call me for custom-written Spectrum software. Estimates given. You only pay when you are satisfied. Tel. Matthew Brownbill (0785) 74314 after 4 pm.

■ Stuck in *Everyone's A Wally* or *Pyjamarama*? Phone the experts, I'll answer all questions. Tel. (0236) 33734 and ask for Frazer after 6 pm.

■ I live in Kuwait (Arabian Gulf) and there are no user groups in this area. I've got a 48K Spectrum. Write to Mohit Mahendra, PO Box 9116, Ahmadi, Kuwait.

SUBSCRIBE TODAY and see what you're missing!

Some people just aren't in touch with the real world. Make sure you're not one of them — simply fill in the coupon below and send it (by Royal Mail) to Speccy Subs, 14 Rathbone Place, London W1P 1DE. It's the only magazine that treats one like royalty!



SUBSCRIPTIONS: PRIORITY ORDER FORM

I would like to subscribe to **Your Spectrum**. Please start my subscription from the..... issue.

Please tick appropriate boxes:

- ☐ One year £12 UK and Eire
☐ One year £15 Europe
☐ One year £25 Rest of the world (inc. Mars)

I enclose my cheque/postal order payable to SportsScene Specialist Press Ltd for £.....

☐ Please charge my Access/Visa/American Express/Mastercharge card number.....
(Delete where not applicable)

Signature.....
(Credit card orders cannot be accepted without a signature)

Name.....

Address.....

Postcode..... Phone No.....

Send the completed form with payment or credit card number to: **Your Spectrum Subs**, 14 Rathbone Place, London W1P 1DE. If you don't want to cut up your magazine, use a photocopy of this coupon.

YOUR
SPECTRUM

SPECTRUM MARKET

YOUR
SPECTRUM

YOUR SPECTRUM DOES NOT CONDONE SOFTWARE PIRACY

MANCOMP SPECTRUM MANCOMP BBC MANCOMP

EXPRESS
SPECTRUM &
BBC REPAIRS!!First company in all U.K. to introduce while-u-wait
repair service. Now first to offer an international
repair service!

"I have come across a firm that will be more than willing to advise you as to how to remedy your problem. They are called MANCOMP, and as well as repairing faulty Spectrums, are also quite willing to discuss your problems with you, and offer reasonably cheap, and (MORE IMPORTANTLY) correct cures."

Phil Rogers 'Peek & Poke', 'Popular Computing Weekly' Jan. 1985 (Vol. IV, No. 1)

"My Spectrum blew recently. I took it to MANCOMP, who fixed it in 8 minutes! And for less than £10. They are local, clued up, and blindingly efficient!"
Computer column, '4 Heaters Digest' (Vol. I, No. 11)

"One firm, at least, can usually effect any necessary repair over the counter in 45 minutes. Based in Manchester, MANCOMP can offer what is arguably the fastest turnaround in the business, to personal callers." 'Crash Magazine', June 1985

"Of all the repair companies 'Sinclair User' spoke to, MANCOMP seemed the most professional when it came to advice and a helpful attitude." August 1985

- Send Spectrum incl. £1.80 return postage (U.K.), £2.50 (Europe), £6.50 (Middle East, Africa).
- Or phone/bring Spectrum for free, no obligation estimate.
- We repair most Spectrums in minutes.
- Every Spectrum sent insured and by receipted parcel post (U.K.), registered air mail if overseas.
- No hidden costs.



MANCOMP LTD. (Dept.
Printworks Lane, Manchester M19 3JP.

Phone **061-224 1888/9888**

Open 9a.m. till 7p.m. Mon. to Sat.

We also design hardware and software from idea through to manufacture.

MANCOMP SPECTRUM MANCOMP BBC MANCOMP

INTERFACE 007

The Ultimate Back-up copier to Tape or Microdrive

ANY program, even Hyper Loads or Headerless can be transferred at the touch of a button. Tapes can be Saved to re-load at 1, 2, 3, 4 or 5 times normal speed. You do NOT need an extra tape recorder. Simply plug INTERFACE 007 into back connector of your Spectrum. Load in your program as normal, play it first if you want. At any time press button on INTERFACE 007 and your program will freeze. Pressing key 1, 2, 3, 4 or 5 will Save a copy to a blank tape at 1, 2, 3, 4 or 5 times normal speed. This tape, when reloaded will Load at this selected speed and recommence program from point it was Stopped at.

NOTE: Unlike our competitors, the Back-Up tape is NOT simply a dump of all the memory, but is only as long as the Data necessary for the game/program. This tape you have just made can be loaded by LOAD "" "" to load and Run it, or by MERGE "" "" GOTO 2 to transfer it to a Microdrive by simply Starting/Stopping tape.

(A Wafadrive version called INT007WD will be finalised shortly.) Although basically for tapes or Microdrive, can be easily adapted by users for most discs. (Disc users should request details first.)

INTERFACE 007 ... £29.95 (plus 55p postage, optional insurance £1.50)

Overseas postage: Europe + £2; elsewhere + £4

Note: The tape/cassettes made using Interface 007 runs independently WITHOUT the Interface 007 being connected.

ZX-GUARANTEED (Dept. YS)
29 Chadderton Drive, Unsworth
Bury, Lancs. BL9 8NL
Tel: 061-766 5712

BLANK CASSETTES

WITH LIBRARY CASES

	C10	C15	C20	C30
10	3.65	3.85	4.00	4.00
50	14.00	14.15	14.30	14.30
100	24.00	26.00	27.00	27.00

Fully inclusive (C.O.D. 65p extra)

5 1/4" DS/DD DISKS

10 FOR £13.00 inc. PLASTIC CASE

DK'TRONICS KEYBOARDS

(SPECTRUM ONLY)

ONLY £30.00

(£32.50 FITTED. SEND FOR DETAILS)

RING US NOW! (0793) 695034
UK HOME COMPUTERS (DEPT YS)
82, CHURCHYARD AVE,
SWINDON WILTS SN2 1NH.

STOP-IT/SEE IT

48k Spectrum

The ULTIMATE Hackers toolkit

1. Includes the most comprehensive header reader ever written for the Spectrum.
2. BREAKOUT of ALL basic and most machine code programs.
3. Loads in and STOPS most machine code programs, including auto run code, and it still remains in the correct location.
4. Stops ALL auto-run, un-memorizable, basic programs.
5. REVEALS hidden basic in programs (showing you its dark secrets).
6. Stops AUTO-RUN headerless files.

BUY IT

Post (only £5.50): Free in U.K. + £1.00 to Europe, + £2.00 outside Europe.
Cheques/POs payable to:

CRACKING SOFTWARE
1 Maddox Cottages, Lydiat Lane,
Sefton, Merseyside L23 1TR

KIDDISOFT
The Tape Magazine for the younger child
(4 to 8 years)

LOTS of GAMES — PLENTY of FUN & INTEREST
IT'S CHILDS PLAY!

OUT NOW
Issues No. 1 & 2
£3.99 per tape

Send to: KIDDISOFT
5b, NANPUSKER ROAD,
HAYLE, CORNWALL.

BANISH LOADING PROBLEMS

AND THE 'WEENY' BEEP ON THE SPECTRUM
WITH THE ELINCA TAPELOADER ~~£14.99~~ £12.99
OR THE LOUDMOUTH ~~£12.99~~ £9.99
Both post free

For details send S.A.E. to:

Celina Ltd

Daisy Walk, Sheffield S3 7PY, England Tel: 756728 (0742)

SPECTRUM
RGB
OUTPUT

adapt electronics

Impossible? No. Our RGB Output Module is the answer to your prayers.

- True TTL level outputs plus comp syncs.
- Monitor quality pictures—no dot crawl.
- Suits most monitors & monitor/TV's.
- No modifications or internal connections.
- Simply plugs into expansion port.
- No separate power supply required.

Price £34.95 — £1.00 P&P or SAE for details
also many ZX & Spectrum addons & parts.
20 STARLING CLOSE, BUCKHURST HILL,
ESSEX, IG9 5TN. Tel. 01-504-2840

COMPUTER REPAIRS
IN SOUTHEND

Spectrum/plus	£19.95
Spectrum K/B faults	£12.95
Interface 1 & 2	£14.95
C64/Vic 20	from £12.95
Brand new Spectrum	
power supply units	£9.95

Above prices include parts,
post & packing. All repairs are
guaranteed 3 months.
Call in or phone for more
details.

MINNIE MICRO ELECTRONICS
12 EASTERN ESPLANADE,
SOUTHEND, ESSEX. TEL: (0702)
62033/615809
OPEN 7 DAYS A WEEK

PACER
DISC INTERFACE
COMPLETE WITH DISC DRIVE
FOR SPECTRUM & SPECTRUM PLUS

- Complete Disc system: P.S.U. and all connectors and cables included.
- 400 byte, Double-sided Disc Drive.
- Easy to use Disc Operating System.
- Spare Spectrum connector provided for your accessories.
- Demonstration Diskette and Manual included.
- Stored data is verified to check for any errors.
- Programs can be quickly loaded and RUN immediately, using Auto-RUN feature!
- DOS features included: Diskette formatting, Directory read, Load, Save, Delete files and error reporting.

COMPLETE PACER DISC SYSTEM

£189.95 inc. VAT

PACER INTERFACE AVAILABLE SEPARATELY
£89.95 inc VAT & postage

For further information send a S.A.E. For Prompt delivery send cheque or PO (please add £10 for postage, packing and insurance for complete Disc System).

OMNITRONIX LTD
13 Dartford Road, Leicester LE2 7PD
Tel: (0533) 839713

16K SPECTRUM REPAIRS 48K
by
TAPS

Test and program services
on Spectrum production style test equipment.
Gives rapid high quality test and repair, most within
24 hours. No hidden costs. Open Monday to Friday
(8.30 to 18.00) Saturday (8.30 to 13.00).

Send or bring your Spectrum and ONLY £16.00 to:

TAPS (BETONE) LTD, 3 Cordwallis Street,
Cordwallis Trading Estate, Maidenhead, Berks
SL6 7BH. Tel: 0628 781202/32640

FOR RATES AND DETAILS ON ADVERTISING CALL DAVID 01-580 0504



SPECTRUM MARKET



YOUR SPECTRUM DOES NOT CONDONE SOFTWARE PIRACY

SPECTRUM REPAIRS A Better Deal from Micro-World

REPLACEMENT OF MIC, EAR & POWER SOCKET	£8.95
KEYBOARD FAULTS: Replacement of Membrane, Mat & Plate (Note all three are replaced)	£13.95
ALL OTHER FAULTS 16K Spectrum	£17.95
48K Spectrum	£18.95
POWER SUPPLIES (Spectrum - ZX81)	£10.95
16-48K UPGRADES (12 months warranty)	£27.95

- Prices fully inclusive of VAT & Return P&P
- 48hr turn round on most machines
- 3 months warranty on repairs
- Send SPECTRUM ONLY suitably packed clearly stating fault, your name & address, cheque or postal order to:

Micro-World Computers (YS)

1006/1010 Manchester Rd, Linthwaite, Huddersfield HD7 5QQ
 TEL 0484-846117 Showroom open 9-5.30, 6 days

THE BEST SPECTRUM TAPE COPIER?

- NEW!** **SUPERCOPIER 2** **NEW!**
- Make your essential security backup software copies. Features are:
- It will copy the MAJORITY of "ordinary" programs.
 - It will copy FAST LOADERS — even the latest types!
 - Program parts are loaded CONTINUOUSLY — no cassette changing!
 - Repeat backup copies can be made.
 - Contains integral HEADER READER.
 - It will copy VERY LONG programs (up to 64000 bytes!)
 - Many other advanced features. FULL instructions — very user friendly.
- UNBEATABLE VALUE AT ONLY: £6.95 (inc. P&P)

SC1 TAPE TO MICRODRIVE UTILITY

Transfer your cassette programs to microdrive. Relocates code for M/D transfer. Complete with FREE HEADER READER and FULL INSTRUCTIONS.

SUPERB VALUE AT ONLY: £4.95 (inc. P&P).

- NEW!** **SUPER SPEEDLOADER** **NEW!**
- Tired of waiting for your cassette programs to load? Then try our NEW "SUPER SPEEDLOADER". With this indispensable utility, your cassette based programs will load up to THREE times faster than normal, e.g.: "THE HOBBIT" takes 115sec! (267sec). "MANIC MINER" takes 84sec! (194sec). Comes complete with a FREE superb Header Reader, and FULL instructions on how to convert commercial S/W.
- EXCELLENT VALUE AT: £4.95 (inc. P&P)

Send cheque/PO to:
 "KOBRAHSOFT", Pleasant View, Hulme Lane, Hulme, Nr. Longton,
 Stoke-on-Trent, Staffs ST3 5BH. Overseas: Europe add £1, others £2

CODE SLICER FOR THE 48K SPECTRUM

CODE SLICER is an advanced cassette handling utility which will read ANY section of a **NORMAL DOUBLE** or **TREBLE** speed tape into ANY store address.

This single utility now allows you to split a large program into several sections for Microdrive, Wafadrive, Disc drive Transfers, Tape Copies, General Hacking etc.

There is **NO** limit to the size of file this program can handle. It works with Basic or M/C files and is as flexible as your imagination.

£4.95 including free Tape Header Reader or send SAE for further details (overseas customers please add 55p postage).

Forais Software (YS)
 32 Gladstone Road
 Hockley, Essex SS5 4BT

STOP-REVEAL

Genuinely let you:

1. STOP virtually all programs. Basic, Micode and Headerless even if protected. (ANT ATTACK, etc.)
2. REVEALS hidden Basic in Micode programs. (Could be clues in an Adventure or 10K of ANT ATTACK).
3. LISTS actual Micode on screen.

Now you can STOP, LIST, MODIFY, STUDY most Spectrum programs at leisure. Includes a DISASSEMBLER so could even study Sinclair ROM, etc. Plus the most Advanced HEADER READER ever written, plus pages of super SECRETS OF THE TRADE explaining professional methods used to hide lines/programs, etc.

EVEN STOPS/REVEALS PROGRAMS WHICH ARE A GENUINE 48K LONG.

£5.95
 O/seas, +£1 Europe, +£2 Others

KERR (Dept. YS)
 1 & 2 The High Street
 KING'S LYNN PE30 1BX

MULTI-CHOP PLUS BYTE-COUNTER

A suite of six extremely useful and easy to use programs which let you chop programs into two or more parts ready for transferring onto either Microdrive, Wafadrive or Discdrive or simply use to chop off Screen so programs load faster.

Your programs can be split into:

1. Just the first 6912 (Screen).
2. All except first 6912.
3. First 4000 + Remainder.
4. 4000 + Remainder less screen.
5. Can reduce Superlong programs up to 65279 Bytes down to size.

Has been used to successfully put MONTY-MOLE and POGO on Microdrive.

Includes a Header-Reader and Byte counter which can even give the length of Headerless-Files.

POST £5.95 FREE

O/seas, Europe +55p Others +£1.55
 (Please order as MULTI-CHOP)

ZX-GUARANTEED (Dept. YS)
 29 Chadderton Drive, Unsworth
 Bury, Lancs. BL9 8NL

KWIKLOAD FOR THE 48K SPECTRUM

KWIKLOAD allows cassette S/W to be loaded 3 times the normal speed on a standard cassette recorder. The manual explains how to convert most commercial S/W.

- ** Knightlore loads in 115 secs **
- ** Jet Set Willy loads in 95 secs **

"A bit like upgrading your C6 to a 3.5 litre car" — ZX Computing
 "I'm very satisfied" — N. Mellet — France

"Thank you for the delivery of your excellent Kwikload" — A. Cupif — Switzerland

£4.95 including free Tape Header Reader or send SAE for further details (overseas customers please add 55p postage).

Forais Software (YS)
 32 Gladstone Road
 Hockley, Essex SS5 4BT

SPECIAL AGENT DE-LUXE SPECTRUM COPIER

A multi-purpose copier, ideal for experienced or absolute beginner.

***** 5 STAR RATINGS *****

1. Copies multipart programs all in one loading.
 2. Copies Basic, Micode, Headerless programs upto 51K.
 3. Cannot be fooled by weird names which crash other copiers.
 4. Can remove Autostart from Basic.
 5. YCU can determine Pause between sections.
- Includes sheets explaining copying of Hyper-Load games; Alien 8, etc.

Once you've experienced this super DE-LUXE silk smooth easy to use Copier, you'll never use any other.

£5.95
 O/seas, +£1 Europe, +£2 Others

KERR (Dept. YS)
 1 & 2 The High Street
 KING'S LYNN PE30 1BX

MAGIC-MESSAGE PLUS

This tape lets you do remarkable things with programs. Such as:

- * Reveals and lets you change Hidden basic in "machine-code" programs. (Even the Basic messages in the Sinclair ROM will be revealed.) Could reveal clues in some games. Just for fun, a game was changed to say: Written by Orsen Cart!!

- * Puts Headers on Headerless-Files ready to Load into Magic-Message or make them ready to transfer to a Disc/Wafa/Microdrive.

- * Makes FALSE headers for any progs (so will STOP the UNSTOPPABLES).

Load MAGIC-MESSAGE, play in program and like Magic messages will appear on video for you to read/change.

Post £5.95 Free

O/seas, Europe +55p Others +£1.55
 (Please order as magic M)

ZX-GUARANTEED (Dept. YS)
 29 Chadderton Drive, Unsworth
 Bury, Lancs. BL9 8NL

INCREASE YOUR SALES THROUGH



FAST COMPUTER REPAIRS

VIDEO VAULT INTERNATIONAL 10★ REPAIR SERVICE

Spectrums repaired for £19.95 inc. Parts, Insurance and P&P No Hidden Extras. BBC, Commodore 64, Vic 20, Atari. Quoted for.

Are you fed up with waiting weeks for your Home Computer to be repaired!!! Why not try the Experts, we offer a full repair service on any Home Computer. All repairs carry a full 3 months guarantee, plus on every Spectrum repaired we send you a free game worth £5.95 for your enjoyment and pleasure.

- * While you wait Service by Professional Computer Engineers.
- * 3 Months written guarantee on all repairs.
- * International repair company.
- * All computers sent by mail order turned around in 24 hrs.
- * Most Spectrums repaired within 45 minutes.
- * All Micros insured for return journey.
- * Open 7 days a week.
- * School repairs undertaken-discounts available.
- * Free software with each Spectrum repaired worth £5.95.
- * Over 8 years experience working with computers.

ONLY GENUINE SINCLAIR PARTS USED.

Phone today for your free estimate or send your computer to us with £1.75 (UK EIRE I.O.M. C.I.) or £6.50 (Europe/Scandinavia) we will contact you the same day by phone or 1st class Mail should you require quotation first.

TRADE ENQUIRIES MOST WELCOME. ACCESS WELCOMED

VIDEO VAULT LTD DEPT R17 THE LOGICAL CHOICE

Telephone: Glossop (STD 04574) 66555, 140 High St. West, Glossop, Derbyshire, England.

FREE GAME WORTH £5.95 WITH EACH SPECTRUM REPAIR.

VideoVault

FOR RATES AND DETAILS ON ADVERTISING CALL DAVID 01-580 0504



SPECTRUM MARKET



YOUR SPECTRUM DOES NOT CONDONE SOFTWARE PIRACY

SPECTRUM KOPYKAT Version 3

Simply the best. Copying any 16/48K Spectrum program is now as easy as LOADING and SAVING your own program.

Even unstoppable programs can now be backed up on to a fresh tape.

NEW FEATURES

- ★ Continuous LOADING — Multipart programs copied in one go ★
- ★ 65400+ byte programs backed up easily ★
- ★ Repeat Copies ★
- ★ plus much, much more: ★

For 16/48K Spectrum only £4.95

MICRODRIVE KOPYKAT

Transfer your cassette software onto Microdrive simply and easily

- ★ Automatically relocates machine code programs ★
- ★ Stops and reveals BASIC programs ★

ESSENTIAL UTILITY FOR MICRODRIVE TRANSFER

For 16/48K Spectrum only £4.95

Both programs include FREE Header Reader program.
Despatched by First Class return of post.

MEDSOFT

Dept YS, PO Box 84, Basingstoke, Hampshire, RG25 2LW.

PROFESSIONAL REPAIRS — THE COMPLETE SINCLAIR SERVICE CENTRE

ZX-81.....	£13.95
ZX 16K RAM.....	£13.95
ZX Interface 2.....	£13.95
ZX Interface 1.....	£17.95
ZX Microdrive.....	£17.95
ZX Spectrum.....	£17.95
ZX Printer.....	£17.95
Sinclair QL.....	P.O.A.
16K to 48K Upgrade.....	£26.95

RING 0234-213645 NOW

* 48-hour turnaround * 6-month warranty

* All inclusive * Free estimates

Also BBC, Commodore, 64, Oric, Dragon, Atari and Amstrad

ZEDEM COMPUTERS LTD
2 Kimbolton Road,
Bedford MK40 2NR
(Trade enquiries welcome)

★ ★ SEVEN STARS ★ ★

CDOC (NEW) is the essential Microdrive utility. Find, load, repair and rewrite bad sectors, and hence load damaged files. Features full status reports, monitor-type editing and fast 100% machine code. Order now and beat the "File not found" blues! £4.95.

PROFLA is an activity profiler which finds the "bottle-necks" which are slowing down your BASIC and mic programs. Cuts out guesswork — a "must" for the serious programmer. £4.95.

TASPRO enables Tasword Two to justify using equal spaces between words (even with proportional mode on FX80 and Juki £100!). Uses no extra memory. Approved by Tasman Software. £4.95 (please state printer and interface).

All 48K Plus only. Fast mail order (Europe add £1, airmail add £2) with seven-day "money back if not entirely satisfied" option, or send for leaflet. Dealers welcome.

SEVEN STARS PUBLISHING
(Dept. S), 34 Squirrel Rise, Marlow,
Bucks SL7 3PN

SUPERIOR SPECTRUM HYPER TAPE COPIER

The NEW 007 SPY is the ONLY copier capable of copying even a full 48K Headerless program, AND the Hyper load clicking programs and/or the fast programs.

- ★ Copies multipart programs all in one Loading, automatically.
- ★ Copies programs from 1 to 65279 bytes long. (Can yours?)
- ★ Copies Headerless files up to a full 48K. (Can yours?)
- ★ Copies ALL types, Hyper-Click, Fast, Normal Cobe, Basic, Screen, Headerless. Even copies programs with no gaps between sections or with very short tones.
- ★ Can remove auto-start from Basic.
- ★ Guaranteed easiest to use.

**NEW 007 SPY IS
JUST £5.95**

O/seas, Europe +55p
Others +£1.55
(Please order as 007H)

ZX-GUARANTEED (Dept. YS)
29 Chadderton Drive, Unsworth,
Bury, Lancs. BL9 8NL
Tel: 061-766 5712

MULTI-CHOP PLUS BYTE-COUNTER

A suite of six extremely useful and easy to use programs which let you chop programs into two or more parts ready for transferring onto either Microdrive, Wafadrive or Discdrive or simply use to chop off Screen so programs load faster.

Your programs can be split into:

1. Just the first 6912 (Screen).
2. All except first 6912.
3. First 4000 + Remainder.
4. 4000 + Remainder less screen.
5. Can reduce Superlong programs up to 65279 Bytes down to size.

Has been used to successfully put MONTY-MOLE and POGO on Microdrive.

Includes a Header-Reader and Byte counter which can even give the length of Headerless-Files.

POST £5.95 FREE

O/seas, Europe +55p Others +£1.55
(Please order as MULTI-CHOP)

ZX-GUARANTEED (Dept. YS)
29 Chadderton Drive, Unsworth
Bury, Lancs. BL9 8NL

SPECTRUM REPAIRS

We expertly repair Spectrums for £17 inclusive of parts and labour and return postage.

Spectrums upgraded 48K for £34. Keyboard faults only £12.

R.A. ELECTRONICS
133 London Road, South
Lowestoft, Suffolk
Tel: (0502) 66289

SINCLAIR SERVICE CENTRE

We have the spares for all repairs to: Spectrum, ZX81, Interface 1, Microdrive and Ram Pack.

Spectrum.....	£10.00 + Parts
ZX81.....	£7.50 + Parts
Interface 1.....	£7.50 + Parts
Microdrive.....	£7.50 + Parts
Ram Pack.....	£7.50 + Parts

All units repaired to original standard.

Using genuine Sinclair spares, by our HNC qualified staff.

Also available: Spectrum Memory update 16-48k fitted by us£28.50. From

QUANTUM
33 City Arcade, Coventry
West Midlands, CV 3HX
or phone: Coventry (0203) 24632

SPECTRUM REPAIRS A Better Deal from Micro-World

REPLACEMENT OF MIC, EAR & POWER SOCKET	£8.95
KEYBOARD FAULTS: Replacement of Membrane, Mat & Plate (Note all three are replaced)	£13.95
ALL OTHER FAULTS 16K Spectrum	£17.95
48K Spectrum	£18.95
POWER SUPPLIES (Spectrum - ZX81)	£10.95
16-48K UPGRADES (12 months warranty)	£27.95

- Prices fully inclusive of VAT & Return P&P
- 48hr turn round on most machines
- 3 months warranty on repairs
- Send SPECTRUM ONLY suitably packed clearly stating fault, your name & address, cheque or postal order to:

Micro-World Computers (YS)

1006/1010 Manchester Rd, Linthwaite, Huddersfield HD7 5QQ
TEL 0484-846117 Showroom open 9-5.30, 6 days

SPECTRUM OWNERS

Are you a manic arcade player; a dedicated adventurer/strategist; or do you want an independent, no nonsense critical review of current software/utilities?

Whichever, we have the brochure(s) for you!

Based on the formula which has already produced the successful Hints and Pokes brochures, we are now able to offer not one but three individually tailored brochures specific to the Spectrum and your own particular interests.

For further information on the above and our other computing services, send an S.A.E. to:

H&D SERVICES (YS)
FREEPOST (no stamp required)
MANCHESTER M11 2FA
TEL: 061-370 5666

TURBO TAPE 5

Will convert majority of your tapes so that they load at up to three times normal speed. Totally useless if your tape machine isn't up to it! To allow for this, YOU select if speed is to be two or three times normal speed.

Includes a tape Header Reader and a False Header maker so that even the Headerless programs and unSTOPpable programs can be stopped/speed up.

TURBO TAPE 5 . . . £5.95 Free
O/seas, Europe +55p Others +£1.55
(Please order as TURBO 5)

ZX-GUARANTEED (Dept. YS)
29 Chadderton Drive, Unsworth
Bury, Lancs. BL9 8NL



DATA DIRECTOR SPECTRUM-CASSETTE INTERFACE UNIT

Transforms the task of loading and saving from a chore to a delight.

- FULLY AUTOMATIC LOAD/SAVE SWITCHING
- SIGNAL CLEAN-UP CIRCUIT
- SPECTRUM ON/OFF SWITCH
- LED INDICATION OF LOAD AND SAVE
- BUILT IN AUDIO MONITOR
- DOES NOT USE THE EXPANSION PORT
- NO BATTERIES REQUIRED

ONLY £29.95 (plus £1.30 P&P)
or send SAE for full details

HIRST ELECTRONICS, The Windmill,
Mill Road, Elston, Notts. NG23 5NR
(Also compatible with the Spectrum Plus)

FOR RATES AND DETAILS ON ADVERTISING CALL DAVID 01-580 0504



HACK FREE ZONE

Ger-reat! A big hand for our child of the computer age, Hex Loader who's commandeered the column that beats the cheats. Over to you, Hex...

Hi there! Hex Loader, here, and have I got some tips for You-hoo! Having trouble with a megagame? Well, you're looking at the man who can help. I have the technology... No, scratch that... I am the technology! All accusations of egomania aside, I am, after all, computer generated, so it only follows that I should know what goes on inside my silicon-based buddies. Am I right? Or am I right?

OK, so bragging without proof is like toad-in-the-hole without sausage, so here we go with this month's postbag.

Everybody who's anybody is playing Ultimate's **Knightlore**. With good reason, it's a superlative game. The basic principle of the game being to put the Seven Charms into the Wizard's Cauldron, in order:

Bottle, Sphere, Chalice, Bottle, Diamond, Sphere, Poison, Boot, Cup, Diamond, Poison, Boot, Chalice, Cup.

As **Simon Robinson** of Enfield tells me, "The list would be better drawn in a circle, as the first object required may be any one of them. Once you know your position in the list, you can proceed with confidence."

Simon also sent me a map of the game. Admirable patience, there, my old chutney, but unfortunately I don't have the space to print it. I would far prefer that if any of you people have any tips, you write them out rather than draw them. Small diagrams, yes. Annotated screens, yippee! Lunking great reams of tightly drawn maps, no. That kind of thing makes my optical pickups hurt.

Now the first of many tips for Gargoyle Games' *Dun Darach*. This quick starter comes from **P. Bradford** of Nottingham, who tells me, "Go to the casino and make some money." Easy? Yep! All you do is take your 2000 iridi into the casino, and then Save the game! Then, place your bet on the 2-1 table; if you lose the bet, all you do is reload the saved position and replace your bet until you win. But that's almost cheating... and you know what I think of

that! Just this once though — now go to the bank and deposit most of the money, avoiding pickpockets.

Go to the Thieves' Guild and buy a licence for 10,000 iridi. Keep the asterisk on the licence to avoid being 'mugged'. Go to the Minstrel at 10 Old Hill, and buy a lyre for 1,000 iridi. When you meet Dain, behind the invisible door on Park Row, give him the lyre, and he will give you the shield. Take the shield to 'Hail Midir' at 35 Marsh Street, drop it on the altar, and pick up the M-key. You can use this to let you through the invisible door on Cross Street, opposite number 55, and obtain the Tele-stone. Go to the Strong Room at 1 North Wall, and get the pearl. Once outside the Strong Room, the licence can be discarded. To avoid mugging, though, put the asterisk against the Tele-stone.

What you do now, and where you go to finish the game, I'll tell you next time. *Dun Darach* is such a complex adventure, it can't be thrown into such a small space as this, so I guess I'll be featuring it for some months to come.

Jerry Tattum of Rowlands Gill, Tyne and Wear has a few terse comments about *Avalon*. "Assuming you have found the route out of the Gatehouse level, here are a few things to bear in mind.

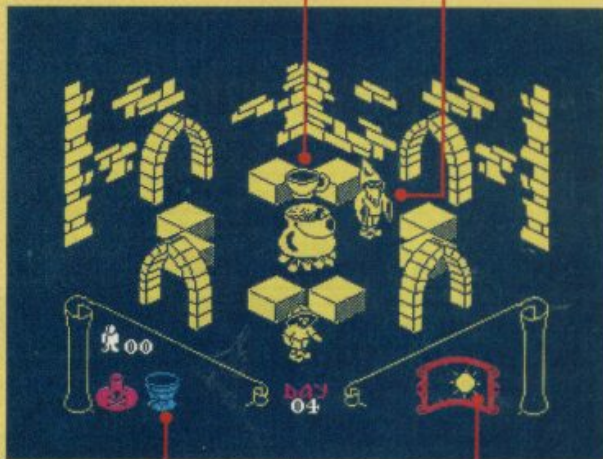
"Don't touch the walls in the tunnel, as they waste energy. Don't waste the Energise spells. Search for the Free Energy Point when you get to a new level, you need to know where it is. The sword Caliburn is an essential piece of equipment, although tricky because you can't see it! Don't use Caliburn on the other wizards, you'll lose it. If you can't zap a wizard, try giving him something. Finally, if it moves, kill it!"

That's it, time to Log Out, and still not a POKE in sight. See you next month, and keep those letters coming to Hex Loader, Hack Free Zone, *Your Spectrum*, 14 Rathbone Place, London W1P 1DE. Oh, yeah and another thing... (click, bzzzzzzzzzz)

KNIGHT WORK IF YOU CAN GET IT

Remember the charms must go into the pot in the right order. To find out which one you need first you'll just have to trundle off to the wizard's lair at the start. The object you need flashes on and off above the cauldron.

Don't mess with the wizard, chum. He may look charming as he toddles off round the pot but touch him and you'll wave farewell to another life.



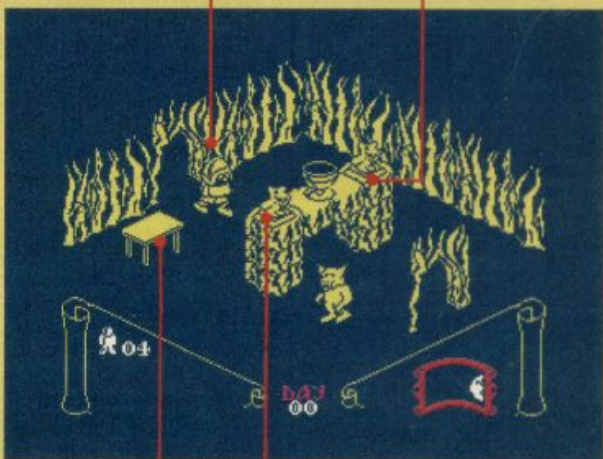
Try this tip. As objects are only accepted in the right order, it's an idea to collect as many as possible and then drop them in the adjoining rooms. Then nip into the den and with luck the charm you need will be close at hand.

Only when the sun's shining will the wizard let you add ingredients to the pot. At full moon, when you've adopted your lycanthropic persona — that's a flash way of saying you've turned into a wolf — the sparkler in the cauldron tries to beat the living daylight out of you. Give yourself plenty of time and avoid the room if the sun's just setting...

You don't have to use the table to reach the top of the arch — drop an object so that you're standing on it, then press jump and pick at the same time. This is a good tip for getting over all sorts of obstacles that at first seem insurmountable.

LAYING DOWN THE LORE

Like all good sentries, this one sticks to his appointed path — backwards and forwards from door to door. The only way you'll get him to deviate is to push the table in his way to collect the object. Don't worry, he's a bit weedy and will only jolt the table not shove it to one side.



You'll have to use this table if you want to get on top of the situation. Push it over to the arch and use it as a half-way stage to jumping up to the charm.

Don't touch the ornaments! They may look like harmless wolves heads but they're as deadly as the real thing. All over the castle you'll find inanimate objects have got it in for you.

Editor Kevin Cox; Art Editor Phoebe Evans; Deputy Editor Peter Shaw; Production Editor Louise Cook; Designer Martin Dixon; Editorial Consultant Andrew Pennell; Software Consultant Gavin Monk; Contributors Steve Adams, Ross Holman, Tony Samuels, Ian Beardsmore, Chris Wood, Rick Robson, Dougie Bern, Chris Somerville, Max Phillips, Phil South, Stuart Jamieson, Christopher Hardy, Peter Freebrey, Dave Nicholls; Advertisement Manager David Baskerville; Production Manager Sonia Hunt; Group Advertisement Manager Chris Talbot; Managing Editor Roger Munford; Art Director Jimmy Egerton; Publisher Stephen England; Published by SportsScene Specialist Press Ltd, 14 Rathbone Place, London W1P 1DE. Telephone (all departments) 01-631 1433. Telex 8954139 BunchG. Company registered in England; Typesetters Carlinpoint, London; Reproduction Graphic Ideas, London; Printed by Chase Web Offset, St Austell, Cornwall; Distribution Seymour Press, 334 Brixton Road, London SW9. Telephone 01-733 4444. All material in *Your Spectrum* © 1985 Felden Productions, and may not be reproduced in whole or part without the written consent of the publishers. *Your Spectrum* is a monthly publication.

48K Spectrum

THE ARTIST



The ultimate?

"I can only label [The Artist] with that often misapplied adjective, 'ultimate'."

B. Knight, Mortimer, Berks.

"Saturday. Just received 'The Artist.' It's now Monday, where did the weekend go?...truly superb."

J. Hughes, Winterslow, Wilts.

Your Spectrum reviewed the best graphics packages for the Spectrum; Paintplus, Light Magic, Leonardo, and The Artist. The Artist won hands down with a 5/5 rating. It was judged the best in every category of testing: best UGD creator, fastest to use (2½ times faster than its closest rival Paintplus, and 6 times faster than Leonardo), easiest to use, outstanding airbrush effect and astounding facility to paint with patterns.

"Only The Artist has got it right."

"An amazingly complex screen took only half an hour to produce..."

"The FILL commands are wonderfully versatile..."

"...it has so many goodies that you're bound to find one that'll help you do exactly what you want."

"...advanced colour editor."

"Who needs a Macintosh when you've got a Spectrum and this program? All it needs is a mouse and you've saved yourself two grand!"

Your Spectrum, June 1985 issue.

The Artist is compatible with the Wafadrive, Microdrive and can be obtained for use with some disk drives (write for details).

Equally ideal whether you simply wish to 'doodle,' or whether you're an expert looking for a 'serious' graphics package on a home computer.

Quite simply, the ultimate graphics package for your Sinclair Spectrum.





ADVANCE WITH SAGA



After adding our products to your Spectrum, your Spectrum will not merely become a superior computer but a more complete computer system.

The SAGA keyboards, culminating in the new SAGA 3 ELITE, provide your Spectrum with the she elegance that it deserves. The SAGA 3 ELITE incorporates the most recent technology in keyboa design which provides 27 single entry functions.

If you would like graphics with real Style, then they are yours with our latest graphics package, wh letter quality print can be produced for less than £120 from our new printer.

Just cut out the Coupon below for any of the following products:

SAGA 1 EMPEROR 67 keys enable easy access to every function, making obsolete the "Stretch requirement" of other keyboards. **£49.95**

SAGA 2 PROFILE A re-design of the popular Lo Pro with number pad, 52 keys. **£49.95**

SAGA 3 ELITE recently developed, the SAGA 3 ELI is the finest available keyboard for your Spectrum. The keyboard and number pad has 87 keys in total, massive 27 keys are auto-shifted. **£79.95**

SAGA SYSTEMS LIMITED
(04862) 22977



DUSTCOVERS Black with SSL logo. available for all

No Stamp
Needed if
posted in
UK.

YOUR SPECTRUM
YS MegaBasic Offer
FREEPOST 7,
London W1E 4EZ

	QUANTITY		P&P
SAGA 1 EMPEROR	<input type="checkbox"/>	* £49.95	£1.50
SAGA 2 PROFILE	<input type="checkbox"/>	* £49.95	£1.50
SAGA 3 ELITE	<input type="checkbox"/>	* £79.95	£1.85
DUSTCOVER	<input type="checkbox"/>	* £4.95	FREE
STYLE	<input type="checkbox"/>	* £29.95	FREE
SAGA GP	<input type="checkbox"/>	* £79.95	£1.50
LTR-1 PRINTER	<input type="checkbox"/>	* £119.95	£2.30
SOUNDBOOST	<input type="checkbox"/>	* £9.95	FREE
FLEXICABLE	<input type="checkbox"/>	* £11.95	FREE
TURBO INTERFACE	<input type="checkbox"/>	* £21.95	£1
VAT is included			TOTAL

Overseas orders, please deduct 15% VAT add £3 for postage exce

Limited quantities of the original low profile ke