

POPULAR Computing WEEKLY

17 June 1982 Vol 1 No 9

30_p

Othello on ZX81

**ZX81, ICL
tapes tested**

**Spectrum
graphics**

BBC sound

**Introduction
to Basic**

**Home computers
compared**





KAYDE Electronic Systems ZX80/1 ZX KEYBOARD WITH REPEAT KEY

£37.95
inc VAT



Fully cased keyboard £37.95
Uncased keyboard..... £27.95
Keyboard Case..... £10.95

This is a highly professional keyboard using executive buttons as found on top quality computers. It has a repeat key and comes complete in its own luxury case. This is a genuine professional keyboard and should not be confused with toy keyboards currently available on the market.

KAYDE 16K RAM PACKS

The 16K RAMPACK simply plugs straight into the user port at the rear of your computer. It is fully compatible with all accessories and needs no extra power and therefore it will run quite happily on your Sinclair power supply. It does not over-heat and will not lose memory at all. As you may know, some makes go down to 11K after being on for a while.

This 16K RAMPACK is very stable and will not wobble or cause you to lose your programme. It comes fully built and tested with a complete money-back Guarantee.

£29.95
inc VAT

KAYDE FLEXIBLE RIBBON CONNECTOR

Stops movement of RAM PACK and other accessories
(Not needed with a KAYDE RAMPACK)

£12.95
inc VAT

KAYDE 4K GRAPHICS BOARD

The KAYDE Graphics Board is probably our best accessory yet. It fits neatly inside your ZX81. It comes complete with a pre-programmed 2K Graphics ROM. This will give nearly 450 extra graphics and with the inverse makes a total of over nine hundred.

The KAYDE Graphics Board has facilities for either 2K of RAM (for user definable graphics), 4K of ROM or our 4K Tool Kit Chips that will be available shortly. All the graphics are completely software controlled, therefore they can be written into your programmes. Here are a few examples: **A full set of space invaders — Puckman — Bullets, Bombs — Tanks — Laser Bases and Alien Ships.**

NO EXTRA POWER NEEDED

KAYDE 16K GRAPHICS BOARD SOFTWARE

PECKMAN: The only true ZX version of the popular arcade game.
Centipede: "In all I think this is the best presented moving graphics program I've yet seen." Phil Garratt, Interface.

SPACE INVADERS: The best version available anywhere. Graphics software can only be used with a graphics board.

KAYDE 16K 81 SOFTWARE

Centipede: "In all I think this is the best presented moving graphics program I've yet seen." Phil Garratt, Interface.

3D/3D Labyrinth: A Cubit Maze that has corridors which may go left, right, up, down. Peckman (the latest addition in 81 games).

**WHY WAIT TO PAY MORE —
FAST, IMMEDIATE DELIVERY**

Post to: Dept PW1
Kayde Electronic Systems Ltd
The Conge
Great Yarmouth
Norfolk NR30 1PJ
Tel: 0493 57867 (Dept. PW1)

*Don't forget you can always order on
the telephone with your credit card*

All products include VAT are fully
built and tested and come with a
COMPLETE MONEY BACK GUARANTEE



Please send me	ZX Keyboards with repeat key	£37.95 each
Please send me	16K RAMPACKS	£29.95 each
Please send me	Flexible ribbon connectors	£12.95 each
Please send me	4K graphics boards	£29.95 each
Please send me	16K graphics board software	£5.95 each
Please send me	16K 81 software	£5.95 each

I enclose _____

Name _____

Address _____

Please add £1.50 p&p for all hardware and 50p for all software. Please make
cheques payable to Kayde Electronic Systems Ltd.

POPULAR Computing WEEKLY

The Team

Editor

Brendon Gore

Reporter

David Kelly [01-930 3271]

Sub-editor

Peter Harvey

Editorial Secretary

Fiona McCormick

Advertisement Manager

David Lake [01-839 2846]

Advertisement Executive

Alastair Macintosh [01-930 3840]

Managing Editor

Duncan Scot

Publishing Director

Nick Hampshire

Popular Computing Weekly,
Hobhouse Court, 19 Whitcomb Street,
London WC2
Telephone: **01-839 6835**

Published by Sunshine Publications Ltd.

Typesetting, origination and printing by
Chesham Press, Chesham, Bucks

Distributed by S M Distribution
London SW9. 01-274 8611. Telex: 261643

© Sunshine Publications Ltd 1982

Subscriptions

You can have *Popular Computing Weekly* sent
to your home: the subscription rate is **£19.95** per
year, for addresses in the UK.

How to submit articles

Articles which are submitted for publication
should not be more than 1000 words long.

All submissions should be typed and a double
space should be left between each line.

Programs should, whenever possible, be
computer printed.

At present we cannot guarantee to return
every submitted article, so please keep a copy.

Accuracy

Popular Computing Weekly cannot accept any
responsibility for any errors in programs we
publish, although we will always try our best to
make sure programs work.

This Week



Cover illustration by Stuart Hughes

News	5
Fault causes Spectrum delay.	
Club Reports	7
David Kelly reports on Beebug, another BBC Micro users group.	
Othello	8
Tim Hartnell presents a ZX81 version of this popular board game.	
Reviews	10
Is it worth buying the ICL ZX81 tapes?	
Open Forum	13
Seven pages of programs.	
Programming	20
Controlling ZX81 graphics.	
Spectrum	21
Spectrum graphics, by Nick Hampshire.	
Benchmark	22
Sam Blythe tests the top computers.	
Sound & vision	23
BBC sound with the envelope command.	
Peek & poke	25
Your questions answered.	
Competitions	26
Puzzle, crossword.	

Editorial

Since we launched this magazine, only nine weeks ago, we have been surprised by the standard of the programs which you send in.

We have already criticised the number of blood-thirsty programs we receive. But, on reflection, what is surprising is the speed at which newcomers to home computing learn to program at quite an advanced level.

The limitations of Basic as a language for programming must, by now, be clear to most of you.

It is easy to learn and so is a good introduction. But it is very, very slow and it takes up far too much valuable memory space.

The answer is to have the courage to jump in at the deep end and start programming in machine code.

It is not easy — it takes a fair bit of effort and commitment to come to grips with it. But that effort is well rewarded.

To help you along we will be far more willing to accept machine code programs for publication.

Next Week



From a missile base on
Atlantis you must do battle
with an enormous monster of the
depths in a new game called **Shark
Attack**.

Classified

20 SIMPLE ELECTRONIC PROJECTS FOR THE ZX81 and other computers

Make the most of your Micro-computer with this great book of construction projects. £6.45.

Available from:
National ZX Users' Club
44-46 Earls Court Road
London W8 6EJ

Please make your cheque payable to Interface.

ZX USERS

FOR NEAT ACCURATE PROGRAMMING, "COMPUTER PROGRAMME SHEETS", 32 COLUMNS WIDE. STILL ONLY £3.25 PER PACKET, 75 LOOSE LEAF A4 SIZE SHEETS. K. W. GRIFFITHS, 29 PRIORS WALK, BELMONT ROAD, HEREFORD (0432) 266605.

EXPANDED ZX81. 3-8K, full size Qwerty keyboard, memory and mini soundboard, all in case plus four books and software. £75 ono. Tilbury (03752) 5934.

ZX81 Programs. Games, utilities, machine code editor. Tel: 0234 46248.

VIC-20. Datasheet, superexpander, joystick, many programs, books etc. £250. Tel: 021-777 6827.

ZX81. Software, 16K handmade — excellent graphics, £4; 1K super-tape — includes mastermind, echo, pon-toon, fruit, sketch, multiplication race, roulette, roll-a-ball, £3.50; 16K sketch-draw and save 12 sketches on tape, £3.95; 32K or 16K notepad — save 40 (20 with 16K) pages of data on tape, £3.95; specify memory size when ordering; 16K language dictionary — make your own dictionary, and save it on tape, £2.50; add £1 for P&P. Send sae for further details to T. Meakin, 28 Spinney Rise, Toton, Nottingham NG9 6JN.

VIC-20 with cassette, introduction to basic, little used. £195. 01-794 4189 daytime.

ZX81 1K SOFTWARE. 2 packs of 5 listings. £1 each. Send sae to 37 Acacia Drive, Sutton. For listings or more details.

ZX81 16K Ram manual, leads etc, with book and chess cassette. £80. 01-699 7594.

VIC-20 and cassette deck, programmer's and cartridge, many programmes and extras. £130. 01-764 5194.

ZX81 16K machine code brickstop prevent earth from being buried in space debris at 5 skill levels for £3.50 to Adrian Olejniczak, 55 Arden Road, Furnace Green, Crawley, Sussex.

SHARP MZ80K 48K plus games (including Space Invaders). Perfect condition. £250 ono. Phone 01-430 7190 (day) or 01-555 8054 (evenings).

TRS-80. 16K LII, monitor, CTR 80 cassette £100, plus programs books and manuals. £280 ono. Tel: 0773 833394 (Derbys).

MICROTAN 40K RAM. Tanex, basic, Xbug, toolkit, system rack, keyboard, keypad. £325. Tel: Brentwood 230209 after 6 pm.

ZX80 4 K. Rom games! Star search — based on the classic Star Trek. 100 sector universe, klingons, scanners, star bases, maps, etc. 6K or 3½K plus 1K. State which. Send sae for list of others. All £3.99. Pledger, 102 Boscombe Road, Southend, Essex.

ZX81 16K as new, manual, leads, various books and tapes. Bargain at £80. Crisis forces sale. 01-549 0650.

ZX81 16K. Many programs plus mastering machine code book. £100 ono (under guarantee). Mark Collingwood (215). 01-589 9247 ext 12 weekends.

ZX81 16K perfect working order. £70. Richard 01-930 9645 (work) 01-340 9796 (home).

ZX81 scientific pack, statistics: T-test, chi-squared, analysis variance. Plots: graph, histogram, bar chart. £6.95. Read, 9 Vicarage Close, Waterbeach CB5 9QG.

ZX81 PLUS 16K including plenty of software and books. £100. Worthing 46723 evenings.

ATARI 400, recorder plus games including Star raiders, Galaxians etc cost £600 plus. Sell £450. May split. Accrington 31573.

ZX81 BLEEP. Provides audible feedback. Improves your keyboard cheaply, fits inside. Simple plug-in, no soldering connections. Aids faster more accurate programming, £8.95 includes instructions, P&P+VAT. Fulcrum Products, Dept. W, Hillside, Steep Lane, Findon, W. Sussex.

ZX81 16K RAM GAME CASSETTES: Get Them Before your Bosses get You! Nasty Invaders £4.95; Solve the Clues if you want to Escape! Very Nasty Mountain £6.95. Giltrole Ltd., Dept CW, PO Box 50, Rugby, Warks CV21 4DH.

ZX81 16K FRUIT MACHINE. 9 fruits in view. Featuring holds, nudge up/down, gamble/collect on full size graphic display. Cassette £4.50. K. Bylett, 118 Sorrel Bank, Forestdale, Croydon, Surrey CR0 9LY.

VIC-20 3.5K/CASSETTE RECORDER plus full support literature, brand new £175. 0773-831291 after 7.30 pm (near Derby).

ZX81 16K STORE/SORT PROGRAM. Store, sort and order 100's of items of information and amend as required. Tape and instructions £4.95. J. Blackford, 63 Eltisle Avenue, Cambridge 3.

ZX81 1K MACHINE CODE PROGRAMS. Bomb run, life, line renunber. 3 listings. £1 plus sae. A. R. Gayne, 7 Ashurst Crescent, Corby, Northants.

DE RE ATARI. The manual that tells you the things about Atari computers that Atari don't! £17+50p P&P. Personal Computer Palace, 4-6 Castle Street, Reading, Berkshire. Send for our massive book and software lists for VIC-20 and Atari computers.

ATOM 12K plus 12K, 3 books, new, offers around £190. Also ZX81 16K, £60. Phone Terry, 01-669 0457 evenings (Wallington, Surrey).

ZX81 under guarantee, 16K, six program cassettes (Invaders, Mazogs), £90. Totton 861181.

ZX81 "Invaders". 16K machine code game. Full screen graphics with scoring. Cassette and instructions only £3. Richard Bond, Sands Farm, Old Warwick Road, Lapworth, West Midlands.

VIC 20, 4 months old, plus 8K RAM data cassette unit. Vic revealed manual and 10 programs. Telephone Clevedon (Avon) 87 6322. £210 ono.

FOR SALE: Superboard Mk II computer, cased, 8K ram. £160 ono. Tel: Rob 01-267 6447 evenings.

AMERICAN COMPUTER (LNW-80). Printed circuit board for sale with manuals, TRS-80 compatible, £80 with I/C sockets. Tel: Rob 01-267 6447, evenings.

A CAREER IN COMPUTERS. Young man/woman wanted to help manage an Apple dealership in Londqn. Our client offers training, good working conditions, but long hours. A salary of around £6,500 is offered dependent on age and experience. You must have at least a 'hobbyist' knowledge of computers and a willingness to learn about all types of hardware and software. Our client would expect applicants to be around 20 but a senior school leaver would be considered. Write with full details to: John Clarke, Dealer Deals Ltd, 20 Orange Street, London, WC2.

ZX USERS, for neat, accurate programming, "Computer Program Sheets", 32 columns wide, £3.25 per packet, 75 loose leaf A4 size sheets. K. W. Griffiths, 29 Priors Walk, Belmont Road, Hereford. Tel: Hereford 0432-266605.

ZX81 plus 16K RAM. £70. Swanley (Kent) 64173 after 4 pm.

ZX81 COMPLETE, as new: £65. 16K RAM: £25. Both: £85 ono. Tel: 01-794 2078.

ANGLO AMERICAN SOFTWARE CO wish to apologise to all their customers for any delay or inconvenience caused on orders received by this company before May 10. This was due to a staff problem and orders placed before this date have been mislaid. Would anybody who has sent an order please contact them as soon as possible so that the orders can be fulfilled. Mike Davis, Anglo American Software Co, 138A Stratford Road, Sparkhill, Birmingham B11 1AG. (Tel: 021 771 2996/2736).

CLASSIFIED ADVERTISING RATES:

Line by line: For private individuals, 20p per word, minimum 10 words.

For companies, traders, and all commercial bodies, 40p per word, minimum 20 words.

Semi-display: £10 per single column centimetre, minimum length 3 cm. (Please supply A/W as PMT. Or supply rough setting instructions.)

Conditions: All copy for Classified section must be pre-paid. Cheques and postal orders should arrive at least two weeks before the publication date.

If you wish to discuss your ad, please ring Alastair Macintosh 01-930 3840.

Here's my classified ad.

(Please write your copy in capital letters on the lines below.)

Please continue on a separate sheet of paper

I make this words, at per word so I owe you £.....

Name

Address.....

.....

.....

Telephone

Please cut out and send this form to: Classified Department, Popular Computing Weekly, Hobhouse Court, 19 Whitcomb Street, London WC2

News



The Micro-Ed . . . from Lucas.

New Nascom goes for class

Lucas Logic has announced a new version of the Nascom 2 microcomputer, the Micro-Ed.

There are already several thousand Nascom 2s in use in secondary education and it is for such applications that the Micro-Ed is designed.

With this use in mind, the re-packaged and improved Nascom 2 is housed in a sturdy black structural foam plastic case. It is completely self-contained with the power supply within the casing.

The Micro-Ed has 8K of user RAM and can be used either as a cassette-based system or as part of a more advanced installation, using the newly developed Lucas networking system.

This NAS NET networking system allows the use of up to 32 Micro-Ed machines with a control Nascom 3 — perhaps with disk storage and printer output.

The range of software and hardware currently available for the Nascom 2 will be compatible with the new Micro.

The basic Micro-Ed costs £399 plus VAT and orders will be fulfilled within 28 days. The networking system should be available by the end of July.

More information from Lucas Logic Ltd, Welton Road, Wedgnock Industrial Estate, Warwick.

Phoenix rises for the ZX81

Winged Avenger, a version of the arcade game, *Phoenix* written for the ZX81, with seven levels of play from reasonable to sadistic, has now been produced for £5.95 by Work Force, 140 Wilsden Avenue, Luton.

Design flaw halts Spectrum delivery

By David Kelly

Production of the new Sinclair Spectrum has been halted and dispatch of the micro to the 17,000 initial purchasers has been postponed.

This follows the discovery of a fault in the first production models.

A further four-week delay is now expected. This is in addition to the two-week set-back to orders placed within the first week of the launch.

The delay follows Sinclair's strenuous assertion that it would keep to the promised 28-day delivery schedule.

At the time of the launch, Clive Sinclair claimed the first orders would be fulfilled within two weeks.

Sinclair's Bill Nicholls had already acknowledged problems in meeting orders so far placed. However, he emphasised that the "teething troubles" reported in *Popular Computing Weekly* (Vol 1 No 6) arose only in the pre-production models released for review. He said that none of these micros were being sold and that in the production

models the problems had been overcome.

Now, would-be purchasers of the Spectrum have been told by Sinclair Research that they will have to wait up to eight weeks from order to delivery.

Confirming this delay, Bill Nicholls said that the entire first production run, which was to have been dispatched on June 2, had been returned to the Timex factory for further work.

A "circuit design problem" caused by a clash between the Z80A and the ULA on the data bus is to blame. Apparently, both components were trying to use the data bus at the same time. Sinclair has now cured the problem by inserting a buffer between the Z80A and the ULA.

Bill Nicholls said Sinclair very much regretted the difficulties and claimed that Sinclair Research "had the scale of production to cope and the problem should be rolled-over pretty soon."

Meanwhile, no shipments of the Spectrum are being made.

FIASCO completes the transformation

FIASCO (fully interactive algebraic symbolic computing) is a new software package capable of evaluating polynomials, differentials, integrals, trigonometry and even Legendre multipliers. It does so using the normal algebraic notation.

The package, for use with a Pet, is written for 32K of disc store by James Gawlik. It is a version of his program for the ICL 1900 series main-frames. The program uses standard mathematical notation and rational arithmetic, with properly displayed exponents and subscripts, and with correct symbols for summation, integration and factorials.

FIASCO also contains the necessary software to perform

all the basic algebraic functions. It costs £80 plus VAT and is available from MacMicro Ltd, Beaufort House, Shore Street, Beaulieu, Inverness.

Thurnall's new range of add-ons for the firm's 16-line port



Bigger and better port from Thurnall

A 16-line input/output port forms the basis of the new Thurnall range of add-ons for use with ZX81 and Spectrum.

The programmable port, manufactured by Thurnall Engineering, is based on the Z80A PI/O chip. It allows bi-directional data transport in a variety of configurations and includes full handshaking.

Neil McArthur, of Thurnall Engineering, explained that the operation of the port is programmable from the ZX81/80 or Spectrum keyboard. The 16 lines are dedicated, for example, in one arrangement as 8-bit input plus 8-bit output.

The unit has been designed for use with the ZX81, but Thurnall is producing an adaptor to enable its use with the Spectrum.

The port plugs into the memory expansion socket on the micro and has two sockets itself. One of these allows connection of a suitable RAM pack and the other is to connect the range of new add-ons designed by Thurnall.

These include a four-output motherboard, a four-channel relay box capable of switching mains voltages (for controlling lighting, heating, etc.), joystick, an 8-bit switch unit (to set up individual binary codes), an 8 LED monitor and a driver box (similar to the relay box but not capable of switching mains voltages).

The input/output port is available either in kit-form or fully assembled, at £14.95 and £17.95, including VAT.

MORE FUN WITH YOUR ZX81!



16K RAM PACK

PUSH-ON PLUG-COMPATIBLE MEMORY

The addition of our fully-compatible, assembled, tested and guaranteed 16K Ram Pack means **more memory for better games and programs**

ORDER YOURS TODAY FROM:

**Phoenix Marketing Services
Dept. P.C.W., Oaklands House
Solartron Road, Farnborough
Hants GU14 9QL**

Please send me my Byg Byte 16K Ram Pack. I enclose cheque/ postal order for £25.00 (includes VAT, Postage & Packing)

Name

Address

Dept. E

Allow 28 days for delivery

Fully

£25.00

inclusive

POPULAR Computing WEEKLY

HOBHOUSE COURT, 19 WHITCOMB STREET WC2

WHY NOT TAKE OUT A SUBSCRIPTION?

You can have *Popular Computing Weekly* sent to your home for £19.95 a year. This will cover the cost of the magazine, postage and packing.

Fill in the coupon below and keep yourself up to date week by week.

I would like to take out subscription(s) to *Popular Computing Weekly*.

Name

Address

Tel No.

I enclose £..... for subscription(s).

Please make cheques payable to Sunshine Publications Ltd.

Club Reports

Thousands bitten by Beeb user-group bug

David Kelly talks to the Co-founders of Beebug — the club for BBC owners.

Beebug placed their first advertisement asking for members three months ago. Now they have more than 4000 and new members are joining at the rate of 300 per week!

This dramatic growth has left Beebug's two co-founders, Sheridan Williams and David Graham, elated and somewhat in awe of what they have started.

Both Sheridan and David have been involved with micros since they first appeared in this country.

Sheridan has been working with computers for 15 years and is a lecturer in Computer Science. He is a contributor to the micro computer press, well-known for his help and advice column. David too has been fascinated by micros from the start, and is also a college lecturer and writer.

So, with their large number of contacts and experience of every conceivable micro around, why have the two of them co-founded a user group devoted not to the whole gamut of machines, but restricted to only one micro? And why choose the BBC machine?

Sheridan was quick to explain that he didn't see things like that: "Beebug isn't restrictive at all — but it has to concentrate on one machine in order to fulfil its function. It wouldn't be able to be as active and supportive of its members if it didn't adopt that kind of approach." David explained that it wasn't a question of choosing a machine — it was more that the machine chose them!

Sheridan leaned forward and described his initial impression of the machine: "When I first saw it I realised that this was a great machine — at the price and with its features there was nothing comparable.

"When you get a new micro you can tell — you can feel — if it's going to be good or not. With the BBC I immediately felt at home."

At the time both he and David were writing for the same magazine. They met, and discovered that they lived more or less next door to each other. So, in December, 1981, they formed a users group for the then very new BBC micro. After much deliberation the name Beebug was chosen for the group.



Sheridan Williams and David Graham

Beebug was always conceived as an international independent user group, dedicated exclusively to the BBC machines.

It would not hold meetings, but would publish a newsletter giving as much information as possible on all aspects of the machine, providing the much needed back-up which had, hitherto, been missing.

The two co-founders placed the first Beebug membership advertisement in March this year and the first issue of the newsletter was sent out at the beginning of May.

David says the response was unbelievable: "In the middle of April we were getting over 200 letters each day. It was just piling up faster than we could cope."

Sheridan gestured the size of the mound of mail and grinned: "There was no way we could cope with reader queries with that many membership applications — that's when we said 'Subscription Agency here we come!' We would have been buried otherwise!"

They now have a membership which represents over one-third of the total number of BBC machines sold by Acorn. The newsletter goes to owners all over the

country and there are about 150 overseas members.

"There was a great need for a group such as ours," says Sheridan. "The BBC didn't really know what it was getting into — so where could people turn? They couldn't turn to Acorn either so they turned to us."

With the second issue of Beebug about to appear the two co-founders tried to assess what they had achieved and how they would proceed.

Beebug comes out 10 times per year and the 28 pages of each issue are packed with information of interest to BBC owners — programming hints, reviews, games and longer articles on specific features of the micro.

They are in close and friendly contact with Acorn. As the only major national independent group, devoted exclusively to the BBC micro, representing at least one-third of that micro's owners, they have been in a good position to discuss the developments and future of the machine with Acorn, and to raise with them some of the minor faults which have been discovered, such as the packaging which Acorn have now changed, and the problems with the early machines with EPROMS and 0.1 operating systems rather than the current 1.0 ROMs.

Beebug have also been able to arrange discount for their members at various shops, and, as an independent group, they are able to look objectively at the products available for the BBC micro and to suggest those which are worthwhile.

David is very pleased with the way things have gone, but grins: "If I didn't think it was good then I wouldn't want to be involved in it."

What we are trying to do is to make the technicalities accessible to the beginner and at the same time to make Beebug as packed with programming hints and articles as we possibly can." Sheridan continued: "It's exactly the opposite of that Groucho Marx quote — if I hadn't co-founded Beebug then I would want to join!"

So, what of the future? There will be a cassette-based software library soon, but, of their other plans they won't say: "There are only 10 issues of the newsletter each year so in August we shall take a month to just sit and think — we want to keep the level and quality of information as high as possible."

For contributions and editorial enquiries contact: Beebug, PO Box 50, St Albans, Herts.

Membership is £4.90 or £8.90 for five or 10 issues. Applications should be sent to: Beebug, Dept 1, 374 Wandsworth Road, London SW8.

We want to hear from you!

Whether you are starting a new club, holding a special meeting, or just changing the venue, we want to hear from you.

**Write to David Kelly,
Club News, Popular Computing
Weekly, Hobhouse Court, 19
Whitcomb Street, London WC2
7HF or call him on 01-930 3271.**

Othello

Can you outwit your computer in this devilish cunning board game?

The game Othello is played on a draughts board, using 64 pieces which are white on one side, and black on the other. The position of the first four pieces on the board is fixed.

From then on, the players can choose where to put their pieces, although they must place their latest piece touching other pieces on the board. Any 'enemy' pieces which lie between the new piece, and another of the player's pieces, are flipped over to show the player's colour.

The game continues until all the squares on the board are covered, or neither player can move. The winner is the player with most pieces of his colour showing.

In the sample printout, which shows our Othello program at the start of the game, the computer is the graphic character from the letter H, while the human is the graphic character from the letter T. You can see that the computer is on two squares, diagonal to each other, and the human is on the other.

First move

In this version of the game, the computer always goes first. The legal moves open to the computer for its first move are 43 — counting down the left-hand side, then across the top — 46, 53, 56, 35 or 64. If the computer moved to 64, then the human's piece at 54 would be changed to a computer piece.

As the game becomes more complex, a number of pieces may change at a single move, as pieces diagonally and orthogonally are changed after each move.

Many people, when writing Othello programs for the computer, get the computer to find all its possible

moves, then count up how many pieces are converted for each move, and select the move which converts the most pieces.

Position, however, is more important in the early stages of the game than numbers. Any piece which can be placed at the edge of the board is very strong, because — if it is not in a corner — it can only be converted by a move on either side of it — if it is on the top or the bottom — or above or below it — if it is on one of the sides.

Pieces away from the edge of the board can be converted from any square surrounding the piece. Pieces in the corner are the strongest of all, as a player with a corner piece controls not only his piece — which cannot be converted — but also the rank and file ending on his piece and the diagonal going out from it.

This ZX81 version of the game uses the routine from lines 1220 to 1270 to find the strongest positions. If you want to add an element of randomness to the game, to get it to choose from equally strong positions, add, to line 1280, before the THEN GOTO OR(RND(1) greater than 0.3).

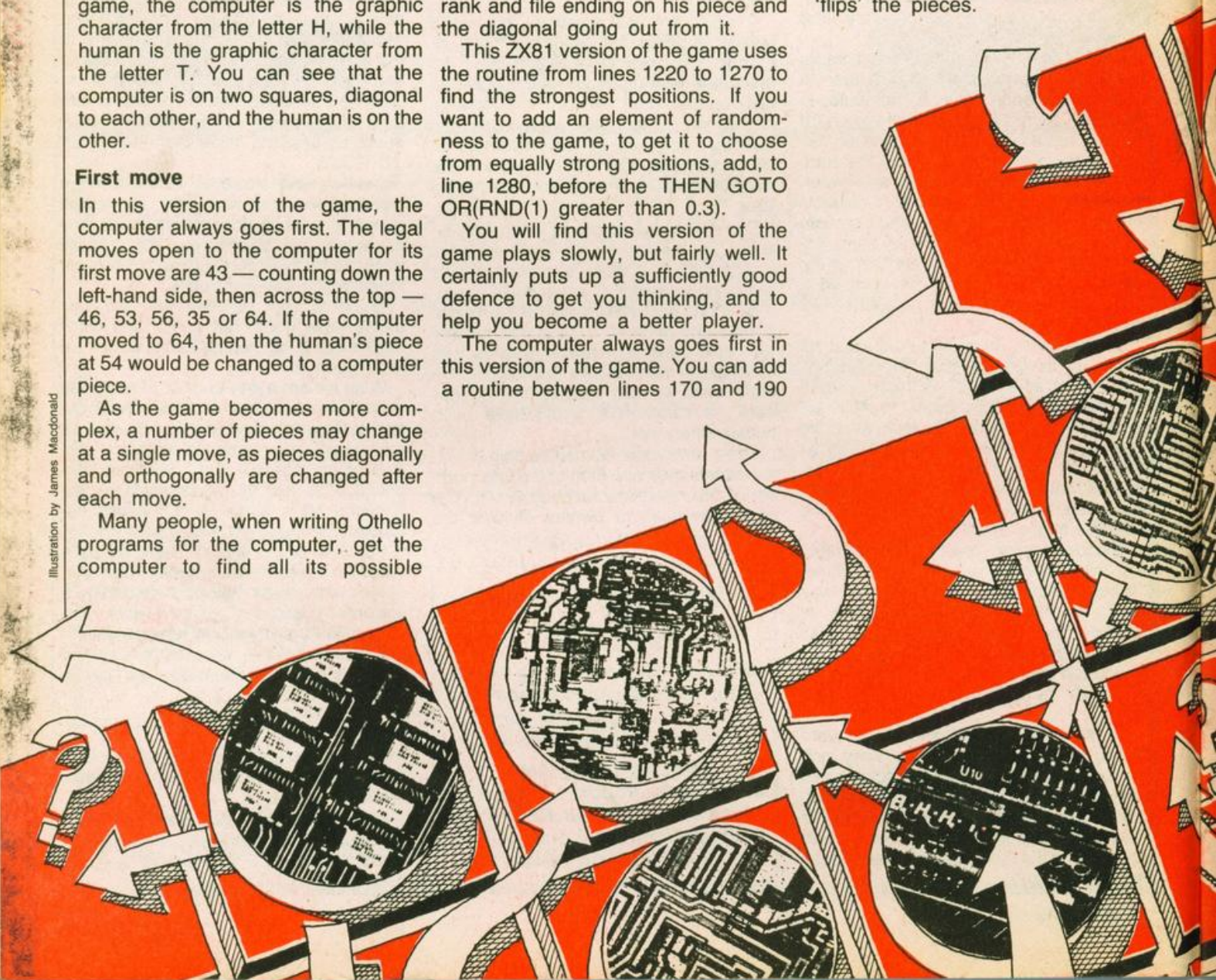
You will find this version of the game plays slowly, but fairly well. It certainly puts up a sufficiently good defence to get you thinking, and to help you become a better player.

The computer always goes first in this version of the game. You can add a routine between lines 170 and 190

to give the player the option of moving first. If the answer to the question "DO YOU WANT FIRST MOVE?" is yes, then the computer should print out the board — from line 160 — then at line 162 send action to 1390 for the human's move.

The computer goes into fast mode to decide on its move, then back into slow to print the new board. If you want to see the board all the time, then simply delete lines 207 and 1365. Note how the names CHANGE, BOARD and END are assigned to variables — in lines 120 to 140 — to make it clearer when these are used — as in GOSUB BOARD — what they are doing.

The CHANGE routine — from line 4000 — is the routine which actually 'flips' the pieces.




The software-house Mine of Information owns the trademark to the name Othello when it is used in printed matter relating to computer programs. This version of the game was written in Microsoft by Graham Charlton and modified for the ZX81 by Tim Hartnell.

```


1 REM OTHELLO
2 REM (C) CHARLTON/HARTNELL
138 REM NOTE NAME "OTHELLO" IS
4 REM COPYRIGHT MINE OF INFO
RMATION
6 LET X=CODE "X"
7 REM LETTER O IN 9
8 LET O=CODE "O"
10 DIM A(10,10)
12 FOR S=2 TO 9
14 FOR C=2 TO 9
16 LET A(S,C)=CODE " "
18 NEXT C
20 NEXT S
22 LET A(5,5)=X
24 LET A(6,5)=X
26 LET A(6,5)=O
28 LET A(5,6)=O
30 LET P=0
32 CHANGE=4000
34 BOARD=3000
36 END=5000
38 REM **PRINT OUT BOARD**
40 GOSUB BOARD
42 LET R=PI/PI
44 LET GO=0
46 REM **COMPUTER MOVES**
48 PRINT AT 16,22;"MY MOVE."
50 AT 17,2;"STAND BY"
52 FOR N=1 TO 50
54 NEXT N
56 FAST
58 LET S=0
60 LET T=X
62 LET H=0
64 FOR B=2 TO 9
66 FOR C=2 TO 9
68 IF A(B,C)<>CODE " " THEN GO
70 TO 130
72 LET QS=0
74 FOR C=2 TO 9
76 FOR D=2 TO 9
78 LET K=R-R
80 LET F=F+C
82 LET G=G+D
84 IF A(F,C,G+D)<>S THEN GOTO
86 1100
88 LET K=K+R
90 NEXT C
92 IF A=2 OR A=9 THEN LET QS=0
94 IF B=2 OR B=9 THEN LET QS=0
96 IF A=3 OR A=8 THEN LET QS=0
98 IF B=3 OR B=8 THEN LET QS=0
100 IF QS<H OR QS=QS-QS THEN GO
102 TO 130
104 LET H=QS
106 LET M=R
108 LET N=B
110 NEXT B
112 NEXT C
114 IF H=0 AND GO=0 THEN GOTO E
116 ND
118 IF H=0 THEN GOTO 1365
120 GOSUB CHANGE
122 SLOW
124 GOSUB BOARD
126 REM **HUMAN'S MOVE**
128 PRINT AT 16,22;"YOUR MOVE,"
130 AT 17,22;"HUMAN."
132 REM ENTER 0 TO PASS
134 INPUT GO
136 LET S=X
138 REM LETTER O IN 2020
140 LET T=0
142 IF GO=0 THEN GOTO 2090
144 IF GO<11 OR GO>88 THEN GOTO
146 2000
148 LET M=INT (GO/10)+R
150 LET N=GO-10*INT (GO/10)+R
152 GOSUB CHANGE
154 GOSUB BOARD
156 GOTO 200
158 REM PRINT BOARD
160 PRINT AT 4,7;" "
162 LET C=0
164 LET H=0
166 PRINT TAB 7;" 12345678 "
168 FOR B=2 TO 9
170 PRINT TAB 6;B-1;" | ";
172 FOR D=2 TO 9
174 PRINT CHR$ (A(B,D));
176 IF A(B,D)=X THEN LET C=C+1
178 IF A(B,D)=O THEN LET H=H+1
180 NEXT D
182 PRINT " ";B-1
184 NEXT B
186 PRINT TAB 7;" 12345678 "
188 PRINT TAB 7;" "
190 PRINT TAB 4;"I HAVE ";C
192 PRINT TAB 4;"YOU HAVE ";H
194 RETURN
200 FOR C=-R TO R
202 FOR D=-R TO R
204 LET F=F+C
206 LET G=G+D
208 GOTO 4040
210 IF A(F+C,G+D)<>S THEN GOTO
212 4060
214 LET F=F+C
216 LET G=G+D
218 GOTO 4040
220 IF A(F+C,G+D)<>T THEN GOTO
222 4140
224 LET A(F,G)=T
226 IF M=F AND N=G THEN GOTO 41
228 40
230 LET F=F-C
232 LET G=G-D
234 GOTO 4090
236 NEXT D
238 NEXT C
240 RETURN
242 IF C>H THEN PRINT "I WON, "
244 "C" TO "H"
246 IF C<H THEN PRINT "YOU WON, "
248 "H" TO "C"
250 IF C=H THEN PRINT "IT'S A D
252 RAU"

```



I HAVE 2
YOU HAVE 2

MY MOVE.
STAND BY



Reviews

software

ICL/ZX81 tapes

Super Programs 5, 6 and 8. Available from some W. H. Smith branches, or direct from Sinclair Research, Freepost, Camberley, Surrey GU15 3BR. Price £4.95 each.

If your local W. H. Smith has a ZX81 counter, you will have noticed the rows of brightly-coloured software tapes somewhere nearby. The range is being extended all the time, but the original ICL tapes can be recognised by their bright orange and red cases, together with the rather more sombre brown and white-striped cases of the Educational Software.

There are five tapes of programs for the unexpanded, 1K machine and some 14 tapes of 16K programs, including three games tapes and 11 educational/domestic tapes.

Tape number 5 contains five games — Martian Knock-Out, Graffiti, Find The Mate, Labyrinth and Drop A Brick — and a Utility program for converting between English and Continental dress sizes.


In Martian Knock-Out, the player, as the last defender of a beleaguered Earth, has 15 rockets left with which to annihilate the Martian hordes. The Martians look suspiciously like several pixels sitting stationary at one side of the screen while the player lobbs deadly inverse characters at them.

This program takes up almost two of the available 16K of RAM, and is quite typical of the poor graphics and lack of imagination of — almost all — the rest of the games on offer. Poor graphics might be acceptable, if some of the residue memory had been used for clever response, but unfortunately these are also missing, with the end of the game being signalled by a 9-600ish report.

Graffiti is a drawing program, again using only 2K. Using the cursor keys, characters can be drawn across the screen, making some kind of picture. There is no SAVE routine — why not, there is lots of memory left? So the program cannot be of any practical use. This is a pity as there is also a great routine for printing ultra-large letters.

Find the Mate is a pretty standard, and boring, pairs program. Labyrinth shows a plan view of a classical maze. There is treasure at the centre which the player has to obtain whilst avoiding the guards who move about the Maze as the player moves. If you meet one of these guards, the statement "captured and killed . . ." is displayed and the program stops. Subtle, hey?

Drop a Brick is about the poorest *Break-out* I have even seen. It is extremely slow, being written in Basic only, and the ball



wanders about in a very drunken state.

Continental is a utility program to convert from English to continental dress sizes and vice-versa. This is fairly useful, and, along the way, quite informative. For instance, did you know that continentals measure their bras *under* the bust, while we English measure *across* the bust?

Tape number 6 contains six games of which five are of even greater mediocrity than tape number 5. Galactic Invasion is exactly like Martian Knock-out, but reverses left to right. Create is Graffiti in inverse. Daylight Robbery is very similar to Labyrinth, while Golf consists of moving an "O" on to an "H". Solitaire is a very pedestrian 3K version of the ancient game.

Only Journey into Danger creates a glimmer of interest. This is a 6K game, and creates a maze through which the player has to move, from entrance to exit, picking up treasure and meeting monsters on the way.

Upon meeting a monster, the player is given the odds for a win and then asked to choose between fighting and running. Points are scored for killing monsters and finding treasure. The current score is continuously displayed, along with several mildly amusing comments such as: "Tea break — time penalty 45." This is probably the best game so far on either tape.

Tape number 8 contains just one game program, Star Trail, a 14K version of the old mainframe Startrek. At last the author — who, incidentally, is not identified on any of these ICL tapes — has stretched his imagination to give some value for money. The mechanics of the game are fairly

standard. If you like playing this old favourite, as I do, you will not be surprised to start with. However, there are some unique details. The photon torpedoes, for instance, track a nice graphic trail across the sector, and there is a very satisfying galaxy-shaking explosion, when a Klingon is destroyed.

Another detail which I am sure is unique is this program, and which *almost* makes this tape worth the price of £4.95, is the docking procedure at a Star Base. The player has a lovely little game within a game in order to get the Enterprise docked. When he finally succeeds, and this is extremely hard to do, there is a very imaginative countdown and blastoff.

Summary

These tapes are, on the whole, very disappointing. The available memory is certainly not used to capacity, and the lack of imagination in the use of graphics and responses is staggering.

Keeping in mind the other tapes available nowadays at a similar price — and software from independent houses is getting more and more competitive — tapes 5 and 6 cannot really be recommended. Tape 8, containing STAR TRAIL is, however, very interesting. It is probably worth £4.95, when compared with other, similarly-priced programs.

The best thing ICL could do, now the initial flush of ZX-mania is over, would be to combine the best of these programs — Star Trail, Journey into Danger and the conversion program — on to one tape. They might then have a viable product. **TB**

Reviews

hardware

Byg-byte

Available from CAPS Ltd., 28 The Spain, Petersfield, Hants GU32 3LA. Price £34.95.

This firm was one of the first contenders in the battle to beat Sinclair at producing a cheaper 16K RAM pack for the ZX80's and ZX81's.

The pack comes in a large black plastic box and a grey edge connector. Once fitted it has the same disadvantage that most 16K RAM Packs have — there is no way of connecting up anything else to the ZX81 as the entire edge connector is covered up. The only solution to this is to go out and buy a motherboard.

This does not however stop the use of Sinclairs Printer as it fits between the RAM Pack and the ZX81.

Inside the box is the usual array of eight 4116 — 16K×1 bit — chips and decoding circuitry. This takes up about a quarter of the box's thickness, the rest being empty. The printed circuit board also provides a power-on indicator in the form of a miniature red LED which glows when power is applied to the RAM Pack.

The case is only held together by four large screws, so it could be used to mount another board inside taking the connections to the ZX81 off the edge connector. The edge connector should be slightly longer as it suffers from the same problem the Sinclair 16K RAM Packs used to have.

It is against the case of the ZX81 and does not allow full contact between the ZX81 and the edge connector. The two inch thick box does stabilise the RAM Pack and stops the infamous Sinclair wobble.

The price of £34.95 was cheap at the time it was introduced, but now that Sinclair has reduced the cost of his own 16K RAM Pack from £49.95 to £29.95 firms like CAPS will either have to reduce their prices even more or go out of business.

The ZX user is famous for his discerning taste in low cost and value for money choice. He/she has proved to other manu-

facturers that they can no longer get away with huge profits with the excuse that their products cost a great deal to make and maintain.

The ZX manufacturer has shown that he can match Sinclairs computers with other products in the same price range. I hope that CAPS and others will now feel encouraged to take up the baton on behalf of users of computers in general and supply other machines with the same quality goods.

Summary

An improvement on the original Sinclair RAM Pack at £49.95 with all its problems. It has now been superseded by Sinclair and others dropping their prices to match the falling cost of producing RAM IC's and other components. It will only need to change its price to stay in the market. **SA**

Fuller keyboard

The ZX Computer Centre, Sweeting Street, Liverpool 2, England. Tel: 051-236 6109.

The cased Fuller system can come with a wide variety of boards to supplement the ZX80 or ZX81 system, the difference being that the whole system can all be packed in the same case.

The Fuller completed system consists of 56K of memory, internal power supply, motherboard consisting of four sockets and a keyboard with two extra shift keys. All of these can be bought individually, as your finances allow.

The most remarkable thing about the system is the 16K RAM board. This uses the industrial standard 4116 RAM chips just like the Sinclair 16K RAM pack and it costs £35.95.

It can also be converted to take the new 64K RAM chips (by the use of a few metal straps) on the same board. This means of course that you do not have to throw away your 16K when you require more memory, just pay £45 for the new chips and the instructions to do the changeover.

The full 42-key keyboard (they also do a

plain 40 key version at £19.95 without case and as a kit) is housed in a low black box approximately three inches high. This will house a ZX81 without having to do any soldering (the ZX80 version requires solder connections to the keyboard as there are no sockets).

The rest of the system then just clips together via the edge connectors provided.

There are holes for the edge connector in the case whether you wish to have a motherboard or not, so Sinclair's RAM pack or printer can also be used. If you have a motherboard already this can fit on here.

The whole Fuller system is well designed and robust enough to stand up to most things. **SA**

Intro. to Basic

By M. R. Eagles, Bell + Hyman, 147 pages, paperback. Price £3.50

This, second edition of a book published in 1976, is not quite the first one to attempt to teach the beginner Basic.

Most books perforce are terminal-based. That is, they describe the Basic of the Open University and Southampton — dialects very good for work with mainframes and fairly close to the Dartmouth original.

However, that original dates back millennia, it seems. So it is good that Eagles, unusually, tries a little to recognise the existence of micros and graphics. His concepts are applied to some extent to the Pet as well as to terminal work.


Another unusual aspect of this book is the exercises for the reader. Of course, most beginning Basic books have some such content. In this case, however, many of the tasks are not run-of-the-mill. Almost a third of the book is given over to discussing possible answers and giving further programming ideas.

I hesitate to recommend the book, despite its unusual features, because I suspect that most readers of *Popular Computing Weekly* are users of modern low-cost micros. These come with fairly adequate machine-specific manuals. Perhaps most readers don't even know that this is unusual. Acorn and Sinclair were just about the first to recognise that purchasers may have no knowledge of programming and BASIC.

However, if you are looking for a general account of Basic, whatever the reason, this one is better than most.

Summary

The need for such books is rapidly decreasing. This is a fairly good example of the genre.



The innards of CAPS' 16K RAM pack.

SIR COMPUTERS CARDIFF

*OFFICAL AGENTS FOR
ACORN AND COLNE ROBOTICS*

WIDE RANGE OF ACCESSORIES FOR ZX SPECTRUM INCLUDING 8 BIT INPUT-
OUTPUT PORT **£9.50**. 8 BIT INPUT-OUTPUT PORT WITH LED STATUS MONITOR **£11.50**.

ANALOGUE TO DIGITAL CONVERTER, MEASURING EXTERNAL VOLTAGE, LIGHT,
TEMPERATURE ETC **£13.50**. ALL OPERATED BY BASIC IN AND OUT COMMANDS
FULLY ZX81 COMPATIBLE.

PLEASE ADD 15% VAT AND £1.00 P&P.

ACORN ATOMS AND ACCESSORIES DIRECT FROM STOCK. ALSO A LIMITED NUMBER
OF BBC MICROS AVAILABLE **NOW!**

**PHONE 0222 759015
38 DANYCOED ROAD
CYNCOED, CARDIFF**

THE VIC NEEDS VIC REVEALED

**THE DEFINITIVE
REFERENCE BOOK
ON
THE VIC SYSTEM**

FROM NICK HAMPSHIRE

Now available. Price £10.00 from Commodore dealers and bookshops. Nick Hampshire
Publications, P.O. Box 13, Lysander Road, Yeovil, Somerset.

Open Forum

Open Forum is for you to publish your programs and ideas.

It is important that your programs are bug free before you send them in. We cannot test all of them. Contributions should be sent to: Popular Computing Weekly, Hobhouse Court, 19 Whitcomb Street, London WC2H 7HF.

How to contribute

Each week the editor goes through all the programs that you send to Open Forum in order to find the Program of the Week.

The author of that program will qualify for **DOUBLE** the usual fee we pay for published programs. (The usual fee is £10.)

Presentation hints

Programs which are most likely to be considered for the Program of the Week will be computer printed and accompanied by a cassette.

The program will be well documented, the documentation being typed with a double spacing between each line.

The documentation should start with a general description of the program and then give some detail of how the program has been constructed and of its special features.

Listings taken from a ZX Printer should be cut into convenient lengths and carefully stuck down on to white paper, avoiding any creasing.

Please enclose a stamped, self-addressed envelope.

Rocket blaster

on Vic-20

The program draws a city on the screen. In the middle are two fuel cells protected by a pyramid. The idea is to place a bomb in front of the incoming enemy missiles to stop them blowing up your fuel cells. Should the fuel cells be hit by a missile then you will lose the game.

Controls are included in the listing of the program.

Program notes

Lines 5-9 set up the screen.

Lines 190-199 checks to see if the fuel cells have been hit.

Lines 220-260 are the controls.

Lines 1000-1060 contain the subroutine for blowing up the missiles.

Lines 2500-2570 give the explosion and sound if the fuel cells are hit.

Lines 3000-3110 give the instructions.

To speed up or slow the rate of descent of the missiles alter the first value for TIS in line 180.

Rocket blaster

by Philip Rollason

```
5 GOSUB3000:PRINT"THE ROCKET BLASTER"
10 FORI=300:GOTO3000:POKEI,2:NEXTI:POKE8142,150:POKE8143,150:POKE8144,150:POKE81
20,150
20 POKE8121,150:POKE8099,150:POKE8146,150:POKE8147,150:POKE8124,150:POKE8150,15
3
30 FORI=8164:GOTO8185:POKEI,150:NEXTI
40 POKE8159,150:POKE8137,150
50 FORI=8161:GOTO8163:POKEI,150:NEXTI:POKE8140,150:POKE8141,150:POKE8119,150
70 POKE8152,150:POKE8153,150:POKE8151,150:POKE8154,150:POKE8130,150:POKE8131,15
8
90 POKE8150,233:POKE8155,223:POKE8150-21,233:POKE8155-23,223:POKE8155-46,223
95 POKE8152,216:POKE8087,216:POKE8153,216:POKE8087,2
98 POKE8150-42,233
99 FORI=3040:GOTO3088:POKEI,0:NEXTI
95 T=INT(RND(1)*32):V=INT(RND(1)*32):R=INT(RND(1)*32):TI$="000000"
100 R=7975:M=7680:V=M+R:O=M+T:B=M-V
105 K=7680
107 I=46:O=39:U=58
110 Z=INT(RND(1)*3)+21:POKEP,43
112 PRINT"*****"
113 IFPEEK(K-22)=58:THENB=M+INT(RND(1)*32):CS=CS+10:GOTO1000
120 IFPEEK(K-22)=46:THENM=M+INT(RND(1)*32):CS=CS+10:GOTO1000
125 IFPEEK(K-22)=39:THENO=M+INT(RND(1)*32):CS=CS+10:GOTO1000
130 POKEK,I:POKEO,O:POKEU,U:POKEV-22,32:POKEO-12,32:POKEV-21,32:POKEB-21,32:POK
50-21,32
131 POKEB-22,32:POKEV-23,32:POKEB-23,32:POKEO-23,32
132 IFPEEK(K+22)=160:THEN2150
135 IFPEEK(K+22)=160:THEN2050
137 IFPEEK(K+22)=160:THEN2100
140 IFZ=21:THENV=23:N=22
150 IFZ=22:THENV=21:N=23
160 IFZ=20:THENV=22:N=21
170 IFTI$="000001":THENM=M+Z:O=O+V:B=B+N:TI$="000000"
180 IFPEEK(8152)=58:THEN2500
190 IFPEEK(8152)=46:THEN2500
192 IFPEEK(8153)=46:THEN2500
195 IFPEEK(8153)=58:THEN2500
197 IFPEEK(8153)=39:THEN2500
199 IFPEEK(8152)=39:THEN2500
200 DETR#
220 IFR#="1":THENP=P-22:POKEP+22,32:GOTO110
230 IFR#="2":THENP=P+22:POKEP-22,32:GOTO110
240 IFR#="3":THENP=P+1:POKEP-1,32:GOTO110
245 POKE36879,10
250 IFR#="4":THENPOKE36877,32:POKE36877,0:POKEP,42:POKEK,32:K=P+P+22:GOTO110
260 IFR#="5":THENP=P-1:POKEP+1,32:GOTO110
270 IFPEEK(P+22)=160:THENPOKEP,32:P=P-22
280 IFPEEK(P+22)=233:THENPOKEP,32:P=P-22
300 IFPEEK(P+22)=223:THENPOKEP,32:P=P-22
500 GOTO110
1000 POKEV,42:POKEK+1,64:POKEK-1,64:POKEK+22,66:POKEK+23,77:POKEK-23,77:POKEK-2
1070
1005 POKEK+46,46:POKEK-46,46:POKEK-2,46:POKEK+2,46
1210 POKEK+21,78
1220 POKE36879,13:FORP=200:GOTO1000:STEP41:POKE36877,P:FORPL=1:GOSUBNEXTKL:NEXTI:POKE
36879,0
1300 POKE36877,0
1340 POKEK,32:POKEK+1,32:POKEK-1,32:POKEK+2,32:POKEK+2,32:POKEK-21,32:POKEK+21,
32
1350 POKEK-22,32:POKEK+22,32:POKEK-23,32:POKEK+23,32:POKEK+46,32:POKEK-46,32:PO
KEK+44,32
1360 GOTO110
1390 POKEO+22,32:POKEO+21,32:POKEO+23,32:POKEO-23,32:POKEO-22,32
1410 POKEB+21,32:POKEB+22,32:POKEB+23,32:POKEB-23,32
1413 B=M+INT(RND(1)*32)
1415 GOTO110
1450 POKEV+22,32:POKEV+21,32:POKEV+23,32:POKEV-23,32
1455 V=M+INT(RND(1)*32):POKEV,32
1460 GOTO110
1500 POKE36879,13:FORPL=1:GOSUBPOKE36879,0:FORP=1:GOTO1000:NEXT
1505 POKE36879,INT(RND(1)*128)+179:NEXT:POKE36879,0:POKE36879,0
1510 PRINT"*****YOU HAVE NOT SUCCEEDED IN YOUR MISSION TO SAVE LONDON FROM DESTR
UCTION"
```

turn to next page

POPULAR COMPUTING WEEKLY

Open Forum

```

T 21,1;"STAKE?"
751 IF V=0 AND Q=0 THEN INPUT Z
755 IF Z>Y THEN PRINT AT 21,1;"
YOU ONLY HAVE £";Y
756 IF NOT Z>Y THEN GOTO 772
760 FOR R=1 TO 75
765 NEXT R
770 IF Z>Y THEN GOTO 750
772 LET B=B+1
773 LET U=U+1
774 IF U=1 AND Q=0 THEN PRINT A
T 11,22;"STAKE £";Z
775 IF U=1 AND Q=0 THEN LET ZZ=
Z
777 LET UU=Z
779 IF U=1 THEN GOTO 135
780 GOTO 900
790 PRINT AT 11,1;"
800 GOTO 135
900 REM INSTRUCTIONS
901 IF Q THEN GOTO 1100
902 IF MM=21 AND U=2 THEN PRINT
AT 11,13;"PONTOON"
904 IF MM=21 AND U=2 THEN GOTO
1000
905 IF M<12 AND U<4 THEN PRINT
AT 21,1;"BUY ANOTHER?-INPUT ""B
""
906 IF M<12 AND U=4 THEN PRINT
AT 21,1;"TWIST?"
910 IF M>=12 AND M<17 THEN PRIN
T AT 21,1;"BUY,TWIST OR STICK?"
913 IF M<=21 AND U=5 THEN LET A
R=1
914 IF MM=21 AND U=3 THEN LET F
=1
915 IF M>=17 AND M<=21 THEN PRI
NT AT 21,1;"TWIST OR STICK?"
916 IF M<=21 AND U=5 THEN GOTO
1000
917 IF M>21 THEN PRINT AT 11,16
;"BUST"
918 IF M>21 THEN LET Y=Y-ZZ
919 IF M>21 THEN GOTO 1200
920 INPUT B$
921 IF B$(1)="S" THEN GOTO 1000
922 IF B$(1)="T" THEN GOTO 950
923 IF B$(1)="B" THEN GOTO 925
924 GOTO 900
925 PRINT AT 21,1;"INPUT STAKE
926 INPUT Z
927 IF Z+ZZ<=Y THEN GOTO 935
928 PRINT AT 21,1;"YOU ONLY HAV
E £";Y-ZZ;" LEFT"
929 IF Z>UU THEN PRINT AT 21,1;
"MAXIMUM STAKE £";UU;"
930 FOR R=1 TO 30
931 NEXT R
932 IF Z>UU THEN GOTO 926
933 LET Z=0
934 GOTO 900
935 IF Z>UU THEN PRINT AT 21,1;
"MAX STAKE £";UU;"
936 FOR R=1 TO 30
937 NEXT R
938 IF Z>UU THEN GOTO 926
939 LET ZZ=ZZ+Z
940 PRINT AT 11,22;"STAKE £";ZZ
955 GOTO 135
990 FOR R=1 TO 50
995 NEXT R

```

```

1000 LET T=M
1001 IF MM>M AND MM<=21 THEN LET
T=MM
1008 REM BANKER
1009 FOR U=1 TO 10
1010 SCROLL
1020 NEXT U
1030 PRINT AT 11,1;"BANKERS TURN
1031 LET U=0
1032 LET D=0
1034 LET DD=0
1035 LET F=2
1036 LET M=0
1037 LET MM=0
1040 LET Q=1
1050 GOTO 135
1100 REM SCORE
1101 IF MM=21 AND U=2 THEN GOTO
1140
1103 IF U=1 THEN GOTO 135
1104 IF M<=16 AND MM<>19 AND MM<
20 AND MM<>21 THEN GOTO 135
1109 IF U=5 THEN GOTO 1140
1110 LET U=INT (RND*4)
1120 IF U=1 AND M>16 AND M<19 TH
EN GOTO 135
1130 IF M>=17 OR M<=20 THEN GOTO
1140
1132 IF M>21 THEN PRINT AT 11,16
;"YOU WIN"
1140 LET TT=M
1145 IF MM>M AND MM<=21 THEN LET
TT=MM
1146 IF P=1 THEN LET TT=TT-10
1147 IF AA=1 AND U>2 THEN LET T=
TT+10
1148 IF U=5 AND TT<T THEN LET T=
TT-10
1150 IF T>TT OR TT>21 THEN PRINT
AT 11,16;"YOU WIN"
1151 IF T>TT OR TT>21 THEN LET Y
=Y+ZZ
1160 IF TT=T AND TT<=21 THEN PR
INT AT 11,16;"I WIN"
1161 IF TT=T AND TT<=21 THEN LE
T Y=Y-ZZ
1170 LET T=0
1180 LET TT=0
1200 FOR R=1 TO 75
1201 NEXT R
1205 CLS
1210 IF Y<=0 THEN PRINT AT 10,0;
"YOU HAVE NO STAKE LEFT AND I DO
NOT ACCEPT CREDIT CARDS"
1211 IF Y<=0 THEN STOP
1212 PRINT "NEXT HAND COMING UP"
1213 PRINT
1214 PRINT "YOU NOW HAVE £";Y
1215 FOR R=1 TO 100
1216 NEXT R
1220 GOSUB 3
1299 CLS
1300 GOTO 135
1998 STOP
1999 SAVE "21"
2000 PRINT AT 7,11;"PONTOON"
2015 FOR R=1 TO 100
2020 NEXT R
2030 CLS
2040 PRINT "HOW MUCH MONEY HAVE
YOU BROUGHT?(MAXIMUM £100)"
2050 PRINT
2060 INPUT Y
2065 IF Y>100 THEN GOTO 2060
2070 PRINT "YOUR STAKE IS £";Y
2090 GOTO 16

```

Mock monitor

on Genie

It is often quite useful to be able to speed up a Basic program by incorporating a machine language routine, but published assembled programs usually expect the source code to be fed into a monitor or assembler to produce a tape of the object code, which is always a series of hexadecimal numbers made up of data and

instructions and found on the extreme left of the listing.

Unfortunately, hexadecimal code cannot be fed directly into Basic programs but must be poked into RAM in decimal form. The following Mock Monitor program will produce demical equivalents of the object code which can be poked into RAM and called from the Basic program by the USR function.

The Videogenie memory prompt (READY?) should be set to 32510 on

initialisation and the decimal code will be poked into RAM from 7F00H (32512). It will also be printed out both on the VDU and by the lineprinter if available (see line 448).

A display of addresses and hexcodes is printed out on the VDU as it is being read into memory from the hexdata statements in line 500. The code listed here merely demonstrates that you can have a screenful of dollars without getting any richer, but

turn to next page

Open Forum

from previous page

your own object code from the program you wish to use will of course be typed in at line 500.

The OD error message generated by the jump out of the loop at line 330 should be answered with "RUN 380" to complete the program. Typing "NEW" will clear out the Mock Monitor ready for your Basic.

REMLoader

on ZX81

Machine code runs easily on the ZX81 and more and more programs are making use of its extra speed and compactness. The best place to put it is usually in a REM statement at the beginning of Basic, where it is safe from being over-written and can easily be saved and loaded. But typing all those long REMs and trying not to lose count is very hard on the fingers and on the eyes.

Now you need do it only once more, and then never again. The following routine, which occupies only 96 bytes, will give you in a flash a REM of any length you wish. There is no upper limit, so long as you have enough RAM.

First type in at line 1 a REM consisting of 96 full stops (or whatever character you fancy). Then enter the Basic part of the program exactly as given. Be sure to leave line 2 free — that is where your REM will appear. The solitary REM at line 3 is a safety device and should *never* be deleted, even after the whole program is finished and running. Its purpose is to prevent the display from going into an endless loop if the REM at line 2 is longer than the screen can hold.

At line 15 enter your favourite machine-code loader and at once use it to poke the following codes into the 96 bytes in line 1. Now SAVE the whole lot. You now have a very useful and time-saving routine.

```
5 CLS: REM SET MEMORY = 32510
10 REM MOCK MONITOR - VIDEOGENIE, LV II MICROSOFT BASIC
20 PRINT@0,"HEX M/C TO DEC M/C- HARDCOPY"
30 PRINT@64,"ON OD ERROR MESSAGE 310 TYPE 'RUN 380'"
40 DIM H$(15)
50 DATA "0","1","2","3","4","5","6","7","8","9","A","B","C","D","E","F"
60 FOR I=0 TO 15:READ H$(I):NEXT I
70 PRINT@194,"HEXSTART ADDRESS"
80 GOSUB 310
90 A=X*4096: PRINT@214,A$
100 GOSUB 310
110 A=A+X*256: PRINT@215,A$
120 GOSUB 310
130 A=A+X*16: PRINT@216,A$
140 GOSUB 310
150 A=A+X: PRINT@217,A$
160 REM HEXSTART NOW DECIMAL
170 PRINT@258,"DEC ADDRESS",A:
180 PRINT@290,"DATA"
190 GOSUB 310
200 D=X*16:PRINT@298,A$
210 GOSUB 310
220 D=D+X: PRINT@299,A$
230 FOR K=1 TO 200: NEXT K
240 REM NOW DATA TO RAM
245 REM /32512 SYSTEM CALL MAY CRASH GENIE !
250 POKE A,D
260 PRINT@275," "
270 A=A+1
280 GOTO 170
290 REM SUBROUTINE ENDLESS LOOP
300 REM SO IGNORE ERROR MESSAGE
310 READ A$
320 FOR I=0 TO 15
330 IF H$(I)=A$ THEN GOTO 360
340 NEXT I
350 GOTO 310
360 X=I
370 RETURN
380 INPUT"HOW MANY BYTES",N
390 Z=INP(253): IF Z>64 THEN GOTO 460
400 FOR Y=32512 TO 32512+N
410 K=PEEK(Y)
420 PRINT K:
430 LPRINT K:
440 NEXT Y
448 REM DELETE 390 & 430 IF NO PRINTER
460 PRINT"PRINTER OFF LINE - RESET":STOP
470 DATA 7,F,0,0
480 REM INPUT HEXDATA ONE DIGIT
490 REM AT A TIME FROM LINE 500
500 DATA 2,1,0,0,3,C,0,1,0,0,0,4,1,6,2,4,7,2,2,3,0,8,7,8,8,1,C,2,4,0,4,
A,0,1,0,0,0,0,0,3,7,8,8,1,C,2,4,8,4,A
510 REM 25 BYTES FOR LINE 380
```

REMLoader

by Dr LFW Rowe

16514	00	00	CD	20	0F	01	05	00	1 REM
16522	2A	82	40	E5	09	44	4D	2A
16530	29	40	09	22	29	40	21	0C
16538	40	3E	09	5E	23	56	05	EB
16546	09	EB	72	2B	73	23	23	3D	3 REM
16554	28	03	D1	18	EE	E1	E5	01	4 PRINT "LENGTH OF REM ";
16562	E2	40	A7	ED	42	44	4D	E1	5 INPUT N
16570	ED	B8	21	E3	40	36	00	23	6 PRINT N
16578	36	02	23	C1	03	03	71	23	7 POKE 16514,N-256*INT (N/256
16586	70	23	36	EA	0B	0B	23	11	8 POKE 16515,INT (N/256)
16594	01	00	EB	19	EB	36	1B	ED	9 RAND USR 16516
16602	B0	36	75	34	CD	28	0F	C9	10 PRINT "DELETE LINE 1, THEN
									GOTO 15"
									12 STOP

Open Forum

Quote unquote

on ZX81

This is a game for two or more players reminiscent of Hangman.

Player A types in a well-known quote or proverb, and all the letters in it are changed to stars, as well as the quote or proverb being put within quotes. For instance, "VENI, VIDI, VICI" would come out as:

"***, ***, ***"

Player B then types in what he thinks the proverb is, or N/L if he does not know. If the guess is wrong, then a random letter is added. The example might become this:

"***, *|*, *|*"

This carries on until the quote is correctly guessed. The number of tries is then shown. The object is to guess the quote in the least number of guesses. The program will run on a 1K ZX81.

Arabic writing

on ZX81

This program allows me to write in Arabic. It is very similar to ones commonly seen in computer journals. They do have a snag in that you cannot save an unfinished picture. I overcame this problem by using the INKEY\$ function.

The program does not crash when you hit the edge of the screen.

I have also included a border routine which gives the finished picture a better effect.

Side Shoot

on Vic-20

The idea is to shoot down enemy space ships before they pass you. You are on the right-hand side of the screen and can move up or down. The aliens start on the left side of the screen and move towards the right.

There are two types of alien craft, both created from user-defined graphics. One is green, the other yellow. The green craft is worth 10 points and the yellow saucer is worth 50 points and moves twice as fast as the first.

When 300 points are reached, both spacecraft move at the same quick speed.

The player's space-ship is made up of two squares and is again user-defined but is displayed in the multi-colour format.

The game ends when five aliens have managed to pass you.

Variables used

A1—: Position of green space craft.

turn to next page

Quote unquote by Mark Allan

```
1 INPUT A$
2 LET B$=""
3 FOR I=1 TO LEN A$
4   LET B$=B$+A$(I)+""
5 NEXT I
6 PRINT "THE PROVERB IS: " B$
7 INPUT C$
8 IF C$="N/L" THEN GOTO 10
9 IF C$="C" THEN LET T$="C"
10 IF C$="X" THEN LET T$="X"
11 IF C$="B" THEN GOSUB 20
12 IF C$="U" THEN CLS
13 IF C$="Z" THEN GOSUB 10
14 IF C$="S" THEN SAVE "UI"
15 IF M>31 THEN LET L=L+1
16 IF M>31 THEN LET M=0
17 IF M=0 THEN LET M=M+1
18 IF L=0 THEN LET L=L+1
19 IF L=20 THEN LET L=0
20 IF L=0 THEN LET M=M+1
21 PRINT AT L,M,T$
22 GOTO 40
23 PRINT AT 2,2;"CHARACTER REQ"
24 INPUT T$
25 PRINT AT 2,2;"
```

SAMPLE RUN

(NOTE: ALL OUTPUTS ARE PRINTED ON TOP OF EACH OTHER)

THE PROVERB IS: "VENI, VIDI, VICI"

RUN STARTS NOW


***, ***, ***

***, *|*, *|*

IT TOOK YOU 5 TRIES

```
1 REM H.M.DHARSI
2 REM 1982
3 LET L=11
4 LET M=14
5 LET T$=CHR$(128)
6 LET L=L-(INKEY$="7")+(INKEY$="8")
7 LET M=M-(INKEY$="5")+(INKEY$="6")
8 IF INKEY$="C" THEN LET T$=CHR$(128)
9 IF INKEY$="X" THEN LET T$="X"
10 IF INKEY$="B" THEN GOSUB 20
11 IF INKEY$="U" THEN CLS
12 IF INKEY$="Z" THEN GOSUB 10
13 IF INKEY$="S" THEN SAVE "UI"
14 IF M>31 THEN LET L=L+1
15 IF M>31 THEN LET M=0
16 IF M=0 THEN LET M=M+1
17 IF L=0 THEN LET L=L+1
18 IF L=20 THEN LET L=0
19 IF L=0 THEN LET M=M+1
20 PRINT AT L,M,T$
21 GOTO 40
22 PRINT AT 2,2;"CHARACTER REQ"
23 INPUT T$
24 PRINT AT 2,2;"
```

Arabic writing by H Dharsi



PROGRAM OF THE WEEK

```
10 POKE55,0:POKE56,20:POKE51,0:POKE52,20:CLS
20 PRINT"GETTING UP CHARACTERS" POKE36879,135:GOSUB1100:TS=0
30 PRINT"DO YOU WANT THE INSTRUCTIONS?" POKE198,0
40 GETA$ IF A$="" THEN40
50 IF A$="Y" THEN1000
60 IF A$="N" THEN40
70 PRINT"SIDE SHOOT SCORE="SC"LIVES="LI PRINT"
80 B=7942:C=30720:V=36878:POKEV,207:S1=36876:N=36877:LI=5
90 POKEB,27:POKEB+1,28:POKEB+C,9:POKEB+C+1,9
100 A2=0:A1=INT(RND(1)*19):A2=INT(RND(1)*19)
110 IFA1=A2 THEN100
120 A1=7746+22*A1:A2=7746+22*A2:J1=A1:J2=A2
130 POKEA1,30:POKEA2,29
140 P=PEEK(197)
150 IF P=39 AND B>7768 THEN POKEB,32:POKEB+1,32:B=B-22:POKEB,27:POKEB+1,28:POKEB+C,9
160 IF P=63 AND B<8142 THEN POKEB,32:POKEB+1,32:B=B+22:POKEB,27:POKEB+1,28:POKEB+C,9
170 IF P=32 THEN GOSUB500
180 POKEB,27:POKEB+1,28:POKEB+C,9:POKEB+C+1,9
190 PRINT"SCORE="SCORE:PRINT"SC" LIVES "LI
200 IF SC>300 THEN YU=1
210 IF PEEK(J1)<>32 THEN POKEJ1,32
220 IF YU=1 THEN J1=J1+1
230 IF J1>A1+21 THEN GOSUB590:GOSUB800
240 POKE36875,230
250 A=INT(RND(1)*3):IFA=2 THEN A=-1
260 IF YU=0 AND RND(1)>.5 THEN J1=J1+1
270 J1=J1+A*22:A1=A1+A*22:IF J1>8185 THEN GOSUB800
280 IF J1<7746 THEN GOSUB800
290 POKEJ1,30:POKEJ1+C,5
300 POKE36875,220
310 IF PEEK(J2)<>32 THEN POKEJ2,32:J2=J2+1:IF J2>A2+21 THEN GOSUB590:GOSUB900
320 POKE36875,235
330 A=INT(RND(1)*3):IFA=2 THEN A=-1
340 J2=J2+A*22:A2=A2+A*22:IF J2>8185 THEN GOSUB900
350 IF J2<7746 THEN GOSUB900
360 POKEJ2,29:POKEJ2+C,7
370 POKE36875,0
380 GOTO140
390 FORN=8-1 TO8-20 STEP-1:POKE36876,200:IF PEEK(197)<>32 THEN EN540
510 POKEV,31:POKEV+C,2:POKE36876,245:NEXT POKE36876,6
520 FORN=8-20 TO8-1:POKEV,32:POKEV+C,1:NEXT
530 RETURN
540 L=PEEK(X):POKEV,214:POKE36876,0:POKE36877,240:PORT=110100:NEXT POKEV,32
```

Side shoot by Stephen Nelson

Open Forum

from previous page

A2-: Position of yellow flying saucer.
J1&J2-: Used to determine how far right the two spacecraft are.
B&B+1-: Position of players space-ship.
SC-: Score.
TS-: High score.
LI-: Lives left.

Digger

on ZX81

The screen is drawn with eleven random pits dotted around. Your digger always starts from the centre. Then a monster appears — its position being random.

As soon as it appears it starts chasing after you. You move with the cursor keys and dig with the J key. You always dig a space to your right.

If you happen to fall into one of these pits you lose one of your five lives. If a monster falls down a pit you gain a point and the pit is filled.

Every now and again a G appears. This is a gold mine. If you land on it you gain five points.

You will need nerve and nimble fingers to beat the monster. Good luck.

```

550 FORX=XT08-1:POKEY,32:POKEY+C-1:NEXT
560 IFL=30THENS=SC+10:GOSUB900
570 IFL=29THENS=SC+50:GOSUB900
580 POKE36877,0:RETURN
590 POKE36875,0:PRINT"XXXXXXXXXXXXXXXXXXXXX HIT!!!!"
600 FORY=1TO50:POKE31,230:FORX=1TO10:NEXT:POKE31,240:NEXT
610 POKE31,0
620 PRINT"XXXXXXXXXXXXXXXXXXXXX"
630 LI=LI-1:IFLI=0THENS50
640 RETURN
650 PRINT"YOU HAVE BEEN WIPE OUT...."
660 PRINT"YOUR SCORE =";SC
670 IFSC>THENS=SC
680 PRINT"TOP SCORE=";TS:SC=0:YU=0
690 PRINT"ANOTHER GO?" POKE198,0
700 GETA:IFA=" "THEN700
710 IFA="Y"THEN30
720 IFA="N"THEN700
730 POKE36879,27:PRINT"X":POKE36869,240
740 END
800 A1=7746+22*INT(RND(1)*19):J1=A1:RETURN
900 A2=7746+22*INT(RND(1)*19):J2=A2:RETURN
910 END
1000 PRINT"INSTRUCTIONS"
1010 PRINT"UP: F1" PRINT" 31" PRINT" 31" PRINT" 31" P
PRINT"DOWN: F7"
1020 PRINT"SPACE BAR: FIRE"
1030 PRINT"YOU HAVE 5 LIVES AND LOSE ONE EVERY TIME AN ALIEN GETS PAST YOU."
1040 PRINT"TOP SCORE=TS"
1050 PRINT"TO START PRESS A KEY" POKE198,0
1060 GETA:IFA=" "THEN1060
1070 GOTO70
1080 END
1100 FORX=7168TO7679:POKEY,PEEK(X+25600):NEXT
1110 POKE36869,255
1120 FORX=0TO4:FORY=0TO7:READD:POKEY+8+Y+7384,D:NEXTY,X
1130 RETURN
1140 DATA0,0,0,0,63,1,0,0,0,4,26,252,250,84,0,0,0,63,126,219,126,60,0,0
1150 DATA102,255,153,255,255,255,231,129,0,0,0,239,239,0,0,0
1200 PRINTPEEK(197):GOTO1200

```

```

1 CLS
10 LET L=5
20 FOR Q=0 TO 21
30 PRINT "
40 NEXT Q
50 PRINT AT 0,0;"
60 PRINT AT 21,0;"
70 LET S=0
80 DIM Q(31,21)
90 FOR Q=0 TO 10
100 LET AY=INT (RND*30)+1
110 LET AX=INT (RND*30)+1
120 PRINT AT AX,AY;"
130 LET Q(AY,AX)=1
140 NEXT Q
150 LET A=10
161 LET H=INT (RND*20)+1
162 LET K=INT (RND*30)+1
170 LET B=15
171 LET Q(B,A)=0
175 PRINT AT 0,10;"LIVES=";L
180 LET X=INT (RND*20)+1
190 LET Y=INT (RND*30)+1
200 PRINT AT A,B;"
201 IF A=H AND B=K THEN GOTO 70
210 LET AO=A
220 LET BO=B
230 PRINT AT X,Y;"
231 PRINT AT 10,15;"
240 LET XO=X
250 LET YO=Y
260 LET A=A+(INKEY$="6")-(INKEY$="7")
270 LET B=B+(INKEY$="8")-(INKEY$="5")
280 IF X>A THEN LET X=X-1
290 IF X<A THEN LET X=X+1
300 IF Y>B THEN LET Y=Y-1
310 IF Y<B THEN LET Y=Y+1
315 IF INKEY$="J" THEN GOSUB 50
316 LET E=INT (RND*10)
317 IF E=5 THEN PRINT AT H,K;"

```

Digger

by Graham Plowman

```

318 IF E=7 THEN PRINT AT H,K;"
320 PRINT AT AO,BO;"
330 PRINT AT XO,YO;"
340 IF Q(Y,X)=1 THEN GOTO 600
350 IF Q(B,A)=1 THEN GOTO 400
360 IF X=A AND B=Y THEN GOTO 40
390 GOTO 200
400 PRINT AT A,B;"
401 PRINT AT H,K;"
410 LET L=L-1
430 FOR D=0 TO 100
440 NEXT D
441 PRINT AT A,B;"
442 LET Q(B,A)=1
450 IF L>0 THEN GOTO 160
455 PRINT AT 0,10;"LIVES=0"
460 IF INKEY$="R" THEN RUN
470 GOTO 460
505 PRINT AT A,B+1;"
510 LET Q(B+1,A)=1
520 RETURN
530 PRINT AT X,Y;"X"
540 FOR U=0 TO 20
550 NEXT U
560 PRINT AT X,Y;"
570 LET Q(Y,X)=0
581 FOR J=0 TO 10
591 NEXT J
603 PRINT AT X,Y;"
610 LET S=S+1
620 PRINT AT 0,0;"SCORE=";S
630 FOR U=0 TO 19
640 NEXT U
650 GOTO 160
660 LET S=S+5
670 PRINT AT 0,20;"GOLD"
680 FOR T=0 TO 200
690 NEXT T
700 PRINT AT H,K;"
710 LET H=INT (RND*20)+1
720 LET K=INT (RND*30)+1
730 GOTO 200

```


Programming

A cubist plot on ZX81

Andrew Esmond describes how to make the most of the plot command.

The ZX81 has been criticised on its graphics side. The PLOT function, however, makes some very interesting effects possible.

The plottable resolution on the ZX81 is a very low 64 by 44 pixels, ranging from 0 to 63 from left to right and 0 to 43 pixels from bottom to top.

The 2816 pixels can be used very imaginatively. For instance, the following program draws a circle:

```
10 FOR F=0 TO 100
20 PLOT 32+20*SIN(F/32*PI),22+20
  *COS(F/32*PI)
30 NEXT F
```

The program basically works by joining a sine and cosine wave. The 20's in line 20 are used to determine the radius of the circle. Try changing them to produce circles of different sizes.

To produce spirals try setting the radius equal to a variable, say R, and reducing R by .1 each time the FOR-NEXT loop is executed. Why not try altering the value of one of the radii in the PLOT statement to produce oval shapes?

To produce a circle with a thicker outline use PRINT AT. Remember that the co-ordinates start in a different place, the top lefthand corner of the screen, and also there are half as many points to be plotted.

There are also a couple of things to remember when using SIN, COS and TAN for drawing.

1. The computer works in radians instead of degrees, so that for every 360° there are 2*PI radians.
2. Always use something to enlarge the result of a trig — SIN, COS and TAN — operation. The results alone are very small and consequently are not very interesting.
3. If the operand — the thing you perform the function on — is greater than 2*PI the computer will reduce it so that it lies between zero and 2*PI.

The ZX81 does not have an in-built line drawing function. There are, however, many of these about, so I will assume that you have access to one. To draw a square all you need to do is send five sets of co-ordinates to your subroutine — five sets as it must join the fourth corner to the first.

To draw a cube all that is needed is to superimpose two squares upon each other and join up their corners. This will produce a skeleton cube. If you want to conceal hidden faces you must devise a way of

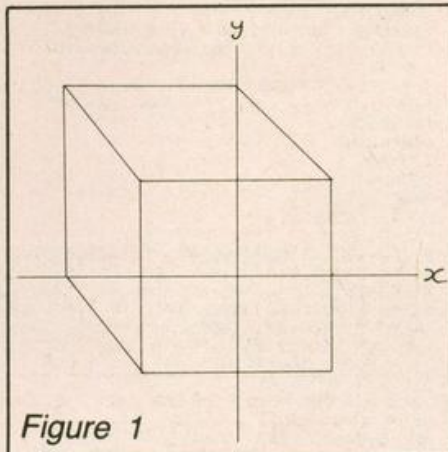


Figure 1

stopping your program plotting inside the foreground.

This is quite simple, although it is ex-

tremely slow on the ZX81, and is ideally done in machine code.

The best cube can be drawn by starting the second cube in the centre of the first. The following program draws a cube on the screen. It is best run in fast mode if you are not interested in seeing the lines drawn.

Lines 100 to 320 set up the arrays which store the cube. 340 to 450 plot the foreground square, 470 to 580 the background square and 590 to 670 join them up.

I have left the line-drawing routine to your choice. This program will run in 16K, although quite a lot can be done in 1K if memory conserving steps are taken. The random blobs which occur on the 1K model do not appear on the 16K.

I think the 1K chip may have something to do with this. If you know the cause, why not write in and let other users know.

Three dimensional graphics can be done by using sines and cosines to modify the points plotted. There are still many graphic things to be done on a ZX81. I hope I have given you some ideas.

```
100 DIM A(4)
110 DIM B(4)
130 DIM C(4)
140 DIM D(4)
150 REM ***LOAD ARRAYS
  WITH COORDINATES
160 REM **A() AND B() ARE
  THE X AND Y COORDS OR THE
  FOREGROUND CUBE, C() AND
  D() ARE THE POINTS.
170 LET A(1)=10
180 LET B(1)=10
190 LET A(2)=30
200 LET B(2)=10
210 LET A(3)=30
220 LET B(3)=30
230 LET A(4)=10
240 LET B(4)=30
250 LET C(1)=0
260 LET D(1)=20
270 LET C(2)=20
280 LET B(2)=20
290 LET C(3)=20
300 LET D(3)=40
310 LET C(4)=0
320 LET D(4)=40
330 REM **DRAW FOREGROUND
  SQUARE
340 FOR F=1 TO 3
350 LET X1=A(F)
360 LET Y1=B(F)
370 LET X2=A(F+1)
380 LET Y2=B(F+1)
390 GOSUB 1000
400 NEXT F
410 LET X1=X2
420 LET X1=Y2
430 LET X2=A(1)
440 LET Y2=B(1)
450 GOSUB 1000
460 REM** DRAW BACKGROUND
  SQUARE
470 FOR F=1 TO 3
480 LET X1=C(F)
490 LET X2=C(F+1)
500 LET Y1=D(F)
510 LET Y2=D(F+1)
520 GOSUB 1000
530 NEXT F
540 LET X1=X2
550 LET Y1=Y2
560 LET X2=C(1)
570 LET Y2=D(1)
580 GOSUB 1000
590 REM**JOIN TWO CUBES
600 FOR F=1 TO 4
610 LET X1=A(F)
620 LET Y1=B(F)
630 LET X2=C(F)
640 LET Y2=D(F)
650 GOSUB 1000
660 NEXT F
670 STOP
```


Spectrum

In this new slot various contributors explore different aspects of the ZX Spectrum.

A pixel plot to make you fast on the draw...


Nick Hampshire starts exploring the new computer's graphics

The Spectrum incorporates some quite sophisticated high resolution graphics capability. The simplest of the high resolution commands is PLOT. This simply plots a point on the screen at the coordinates specified in the parameters following the command.

The plotting resolution is 256×192 pixels, a resolution which is quite adequate for most applications. To display a point on the screen at a location 100 pixels in the X direction and 50 pixels in the Y direction the command would be:

PLOT 100, 50

A single pixel point occupies a space which is $1/64$ th of a normal character. There are 8×8 pixels in a character space. The PLOT command can be used to fill areas of the screen with dots. When used in conjunction with the correct colour commands this can create blocks of colour. This program shows you how this can be done.

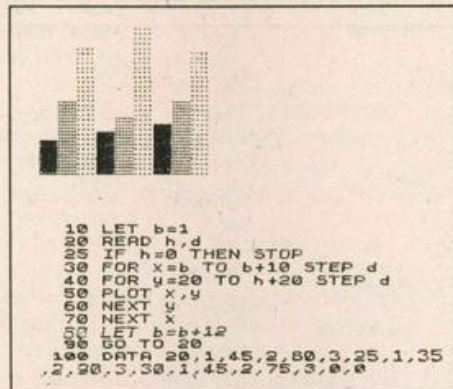


In line 10 the input command requests the coordinates of the centre of the block. The height and width of the block are input in line 20. The input command in line 30 requests the spacing between dots in the block. This is very useful since it allows one to create blocks of different density.

By plotting blocks of points of different densities a range of different displays can be created. In the following program a barchart is displayed which shows three groups of bars each representing three figures. Each related bar has the same density of dots displayed.

It should be noted that the algorithm

used in this program for plotting a block of dots is much simpler than that used in the previous program since it is the bottom left corner of the block which is specified rather than the centre.



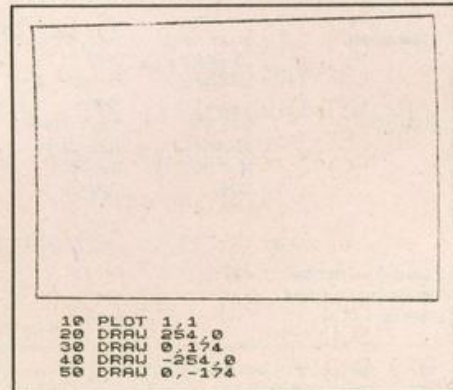
In line 20 the height of the bar and the density of the dots in the bar are obtained from a DATA statement. The data statement is located in line 100. Note that the end of data is signalled by a double 0 data which is detected by line 25.

The other principle Spectrum high resolution command is DRAW. This command draws a straight line from the last plotted point to a point specified in the coordinate parameters following the DRAW command. The problem with the DRAW command is that it is relative to the last plotted point rather than using absolute coordinates.

Thus the DRAW command obtains the absolute end coordinates of the line by using the last plotted point as the beginning coordinates and adding to these the relative offset coordinates following the DRAW command.

A further complication is that in order to determine whether the new end line is closer to the x or y origin than the last plotted point the relative coordinates can be negative.


The complexities of the DRAW command are shown in the following example which draws a border around the screen.



Line 10 specifies the start point, x, y origin, which is at the bottom right corner of the


screen. Line 20 draws the bottom horizontal line, line 30 the right vertical, line 40 the top horizontal and line 50 the left vertical.

Just as bars of dots could be used to create barcharts so rectangular boxes can be used to display values in a barchart. The next program does just this.



Note that this routine like the previous barchart program used data statements to store the information required to display each bar. This data is read in line 10 where the coordinate of the bottom right corner of the bar is obtained, x and y variables, plus the bar width — w — and height h.

The problems involved in using the DRAW command can, to a degree, be overcome by using a line drawing routine written in Basic. The main problem with this is that it is considerably slower than the machine-code DRAW command. The algorithm is fairly simple and can be speeded up by not printing every dot in the line. The program requires five parameters. These are, start of line x and y coordinates — line 10 — end of line x and y coordinates — line 20 — and the spacing between dots on the line.



Review

You pay your money and take your choice!

Sam Blythe presents a comparison of the most popular micros.

The most common question we are asked every day is "Which computer should I buy?" Too many people assume that there is an easy answer, that on any one day there is a best computer.

This, of course, is totally wrong. There is a very wide range of computers on the market. Prices start from £69 for the ZX81 and go up to well over £1,000 for some models which are still moderately popular with some home users.

The most fundamental question before you start looking is "How much money do you have?" For most people the choice is then made.

The next question, once you have decided on your price bracket, is: "What do you actually want to use it for?" Are you mainly interested in playing arcade style games, writing your own programs in Basic, dabbling with machine code or starting your own software business? I would not seriously recommend using a ZX81 for business or office use, for example.

To help you choose I have drawn up this comparison table of some of the most important features of the most popular computers on the market at the moment. Although the top price is £399 for the BBC model B it does not take long to spend considerably more on software and hardware add-ons such as printers and disc drives.

This was very much a personal comparison based on my own experience of using each of the computers. I have only had a limited time on the Spectrum but the main features are unlikely to change now, despite the design fault reported on page 5.

The table is not exhaustive, but it should give you some idea of what to expect for your money.

The conclusion is that different machines are best for different people, just like cars. Remember that once you have made your decision you will have to live with it, and pay for it.

If you have the money then the BBC machine certainly offers the widest range of facilities.

Make	Sinclair ZX81	Spectrum	Acorn Atom	Commodore Vic	BBC
Price	£69.95	16k £125 48k £175	RRP £174 (note 4)	RRP £199	model A £299 model B £399
Processor	Z80	Z80A	6502	6502A	6502A
RAM (note 1)	1k	16k or 48k	2k	3.5k	16k model A 32k model B
ROM	8k	16k	8k		16k Basic+ 16k operating system.
Relative speed	very slow	slow in hi-res mode.	fast Basic	2MHz. (fast)	2MHz. (very fast)
Cassette	** 300 Baud tacky	doesn't work	*** 300 B good once set up.	***** reliable but needs special unit (£45)	***** 300 & 1200 Baud cassette motor
Keyboard	* (poor)	**	*** Ascii	***** Ascii	***** Ascii
Power Supply	*** external need bigger pack for printer & Ram pack.	*** external	*** external some problems	*** external some problems	**** internal
Printer	*	** same as ZX81 but higher Res	****	**** same as Atom	interfaces to any printer
Sound	none	** crude	* very crude	**** 3 voices +noise	***** 3 voices+noise and envelope Speech available
Graphics	* rows x columns	**** 24 x 32	*** 16 x 32	**** 23 x 22	***** 320 x 256 model A 640 x 256 model B
Hi-res pixels	72 x 64	192 x 256	192 x 256 (note 2)	176 x 158	256 Ascii
Character set	non Ascii	Ascii	256 chrs Ascii	Pet-type graphics+alphanumerics	
Colour	none	8 only to nearest chr	4 (note 3)	16	16
Basic	** non-standard	*** fairly standard	*** highly non-standard	**** very good	***** like Microsoft but structured
DATA/READ DO . . . UNTIL	no	yes	yes	yes	yes
multiple statements	no	no	yes	no	yes
Auto line numbering	no	yes	yes	yes	yes
Verify	no	no	no	yes	no
Assembler	no	yes	yes	no	yes, very good
Ports	special port	same but bigger. RS232 soon.	via chip and lots of pins. Econet.	joystick port, plug in socket floppy port and modem	floppy port Econet, serial and parallel ports. Bus extension for teletext. Tube connects to other computers.
Expansion	wide range of good add-ons	Microdrives printer, expect many more.	small range. but easy to adapt.	joysticks paddles, light-pen more coming.	the BBC micro is designed for expansion.
Sum up	this old stalwart is showing its age.	bug-ridden and crude but best value.	out-of-date, but excellent second-hand value	games machine and fine computer cash.	the Rolls-Royce computer. May be built into a full-blown system.
Value for money	***	*****	**	*	****
Educational value	***	****	***	****	****
Games value	**	****	***	*****	****

Note 1) Ram supplied with Basic machine.

Note 2) needs extra Rom and Ram.

Note 3) needs extra hardware.

Note 4) Atom price is for assembled 2k version. Excellent deals are available on Atoms making them much better value.

Sound & vision



Sound out that envelope

Among the many tantalising mysteries hinted at, but not solved by, the provisional BBC Microcomputer User Guide is the ENVELOPE statement. Even when this is

explained it can seem a daunting task to experiment with the computer's full sound generating capabilities.

The ENVELOPE statement requires 14 parameters and must be used in conjunction with a complete SOUND statement which itself involves eight parameters! All this for each sound.

The greater the attack rate, the more rapidly the sound reaches full volume. The decay, sustain and release rates define the way in which the note fades. The peak and sustain levels determine the volume of the sound.

The pitch of the note may be varied up or down during the first three phases of the sound (phase 4 is merely the dying away period — corresponding to keeping your finger down on a piano key).

The accompanying program enables the user to change each parameter at will and

hear the result whilst displaying the current values on the screen.

Just for starters, once the program is loaded, you might care to try changing the initial set values as follows:

RR -1, PS1 1, PS2 -1, PS3 25, NS1 50, NS2 50, SL 100

Kevin Rooke

```

10 REM SOUNDTEST BY K.ROOKE
20 PITCH = 100:L = 50
30 S = 0:PS1 = 0:PS2 = 0:PS3 = 0:NS1 = 0:NS2 = 0:NS3 = 0:AR = 0:
   DR = -1:SR = 0:RR = 0:PL = 120:SL = 0
40 CLS
50 PRINT
60 PRINTTAB(0,0);"S=DURATION 0/255 =" :PRINTTAB(30,0);S
70 PRINTTAB(0,1);"PS1=PITCH STEP -128/127 =" :PRINTTAB(30,1);PS1
80 PRINTTAB(0,2);"PS2=PITCH STEP -128/127 =" :PRINTTAB(30,2);PS2
90 PRINTTAB(0,3);"PS3=PITCH STEP -128/127 =" :PRINTTAB(30,3);PS3
100 PRINTTAB(0,4);"NS1=NO. OF STEPS 0/255 =" :PRINTTAB(30,4);NS1
110 PRINTTAB(0,5);"NS2=NO. OF STEPS 0/255 =" :PRINTTAB(30,5);NS2
120 PRINTTAB(0,6);"NS3=NO. OF STEPS 0/255 =" :PRINTTAB(30,6);NS3
130 PRINTTAB(0,7);"AR=ATTACK RATE 1/127 =" :PRINTTAB(30,7);AR
140 PRINTTAB(0,8);"DR=DECAY RATE -127/127 =" :PRINTTAB(30,8);DR
150 PRINTTAB(0,9);"SR=SUSTAIN RATE 0/-128 =" :PRINTTAB(30,9);SR
160 PRINTTAB(0,10);"RR=RELEASE RATE 0/-128 =" :PRINTTAB(30,10);RR
170 PRINTTAB(0,11);"PL=PEAK LEVEL 0/126 =" :PRINTTAB(30,11);PL
180 PRINTTAB(0,12);"SL=SUSTAIN LEVEL 0/126 =" :PRINTTAB(30,12);SL
190 PRINTTAB(0,13);"PITCH 0/255 =" :PRINTTAB(30,13);PITCH
200 PRINTTAB(0,14);"LENGTH 0/ ? =" :PRINTTAB(30,14);L
210 ENVELOPE 1,S, PS1,PS2,PS3,NS1,NS2,NS3, AR,DR,SR,RR,PL,SL
220 SOUND &0001,1,PITCH,L
230 PRINTTAB(0,17);"TYPE R FOR REPEAT NOTE"
240 PRINTTAB(0,18);"OTHERWISE TYPE THE LETTER(S)"
250 PRINTTAB(0,19);"WHICH YOU WANT TO CHANGE"
    
```

```

260 INPUT Q$
270 IF Q$ = "R" THEN 210
280 IF Q$ = "S" THEN 430
290 IF Q$ = "PS1" THEN 450
300 IF Q$ = "PS2" THEN 470
310 IF Q$ = "PS3" THEN 490
320 IF Q$ = "NS1" THEN 510
330 IF Q$ = "NS2" THEN 530
340 IF Q$ = "NS3" THEN 550
350 IF Q$ = "AR" THEN 570
360 IF Q$ = "DR" THEN 590
370 IF Q$ = "SR" THEN 610
380 IF Q$ = "RR" THEN 630
390 IF Q$ = "PL" THEN 650
400 IF Q$ = "SL" THEN 670
410 IF Q$ = "PITCH" THEN 690
420 IF Q$ = "LENGTH" THEN 710
430 INPUT S
440 GOTO 40
450 INPUT PS1
460 GOTO 40
470 INPUT PS2
480 GOTO 40
490 INPUT PS3
500 GOTO 40
510 INPUT NS1
520 GOTO 40
530 INPUT NS2
540 GOTO 40
550 INPUT NS3
560 GOTO 40
570 INPUT AR
580 GOTO 40
590 INPUT DR
600 GOTO 40
610 INPUT SR
620 GOTO 40
630 INPUT RR
640 GOTO 40
650 INPUT PL
660 GOTO 40
670 INPUT SL
680 GOTO 40
690 INPUT PITCH
700 GOTO 40
710 INPUT L
720 GOTO 40
    
```


Our classifieds are faster.

Do you want to sell your computer and buy a bigger and better one?

Have you ever thought of trying to make some money out of selling tapes of your own programs?

Whatever it is you want to buy or sell why not use our classified pages?

It has to be better than waiting for up to nine weeks to get into one of the old monthly magazines.

Not only that, but our rates are very reasonable.

For private individuals it only costs 20p per word, with a minimum of 10 words.

We can make it so cheap because we charge companies using the classified columns 40p per word.

The classified pages can be used for semi-display advertising.

The cost for this is £10 per single column centimetre, with a minimum charge of £30.

All copy for the classified pages must be pre-paid. (You'll find a handy form on page 22).

Cheques and postal orders should be made out to *Popular Computing Weekly*. Your advertisement should arrive at least two weeks before the publication date.

If you have any queries regarding Classified or semi-display advertising please call Alastair Macintosh on 01-930 3840

Popular Computing Weekly.
The fast one.

FULLER FD SYSTEM £39.95

Professional Keyboard & Case for Sinclair ZX81





The ZX81 fits inside.

The tough ABS injection moulded plastic case measures 8" x 14" x 2½" and hooks up to your ZX printed circuit board in minutes. No technical know how or soldering is required.

KEYBOARD LAYOUT:

All the Sinclair ZX81 keys are duplicated on our layout, with extra shift and new line keys. The professional momentary action key switches have a guaranteed life of 10⁶ operations. The unit is fully built tested and comes complete with a money back guarantee.



INSTALLATION

Simply unscrew the ZX printed circuit board from its case and screw it into the FD Case.

MOTHERBOARD:

We also manufacture a mother board which allows expansion to the ZX memory and I/O facilities WITHIN the case, as well as our power supply unit and reset switch.

AD Code	
---------	--

	Price	Qty	Amount
Fuller FD System 42 Keyboard & case	39.95		
FD System Motherboard	15.95		
FD 16K. Memory Module	29.95		
FD 64K. Memory Module	78.95		
FD PSU 9 Volts at 2 amp.	12.95		
FD Shipping and Handling	2.50		

Mail to **FULLER MICRO SYSTEMS,**
The ZX Centre, Sweeting Street, Liverpool 2. England, U.K.

Name

Address

City/State/Zip